

# The General Introduction



USER GUIDE

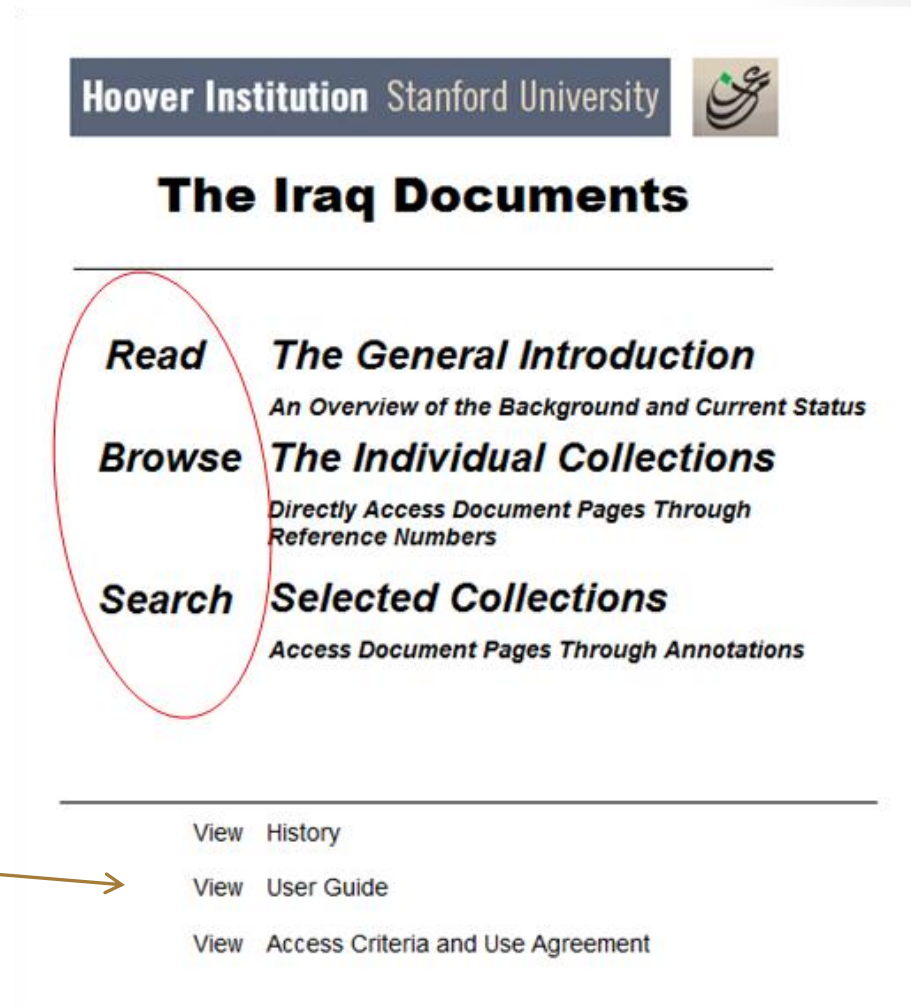
# The General Introduction

## Getting Started

You have 5 options:

**Read**  
**Browse**  
**Search**  
**View History**

- **READ** describes the collections.
- **BROWSE** and **SEARCH** provide access to documents in the collections.
- **VIEW** shows
  - History (under construction)
  - User Guide, helps navigate the interface
  - The text of the use agreement that you signed
- To select an option, mouse over it and click.


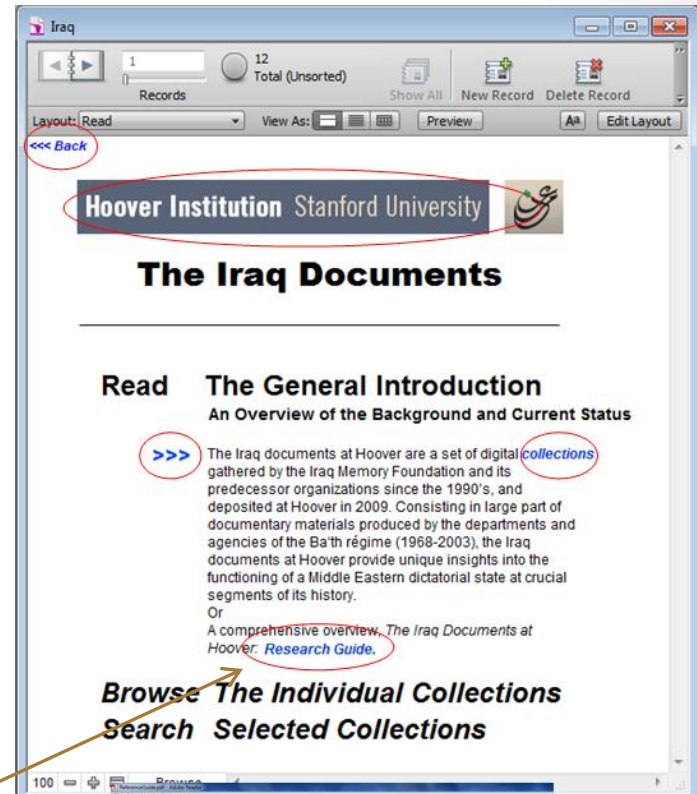


# The General Introduction

## Option 1

### Read General Introduction

- This option provides a brief description of each digital collection.
- When you click on READ GENERAL INTRODUCTION you get this screen.
- Click on [collections](#) or the triple arrows ([>>>](#)) to get a list of all Records.
- To return to the introductory screen, click on the "Hoover Institution" title bar or on the back button (in the upper left of the screen).
- Click on [Research Guide](#) to view more info in details

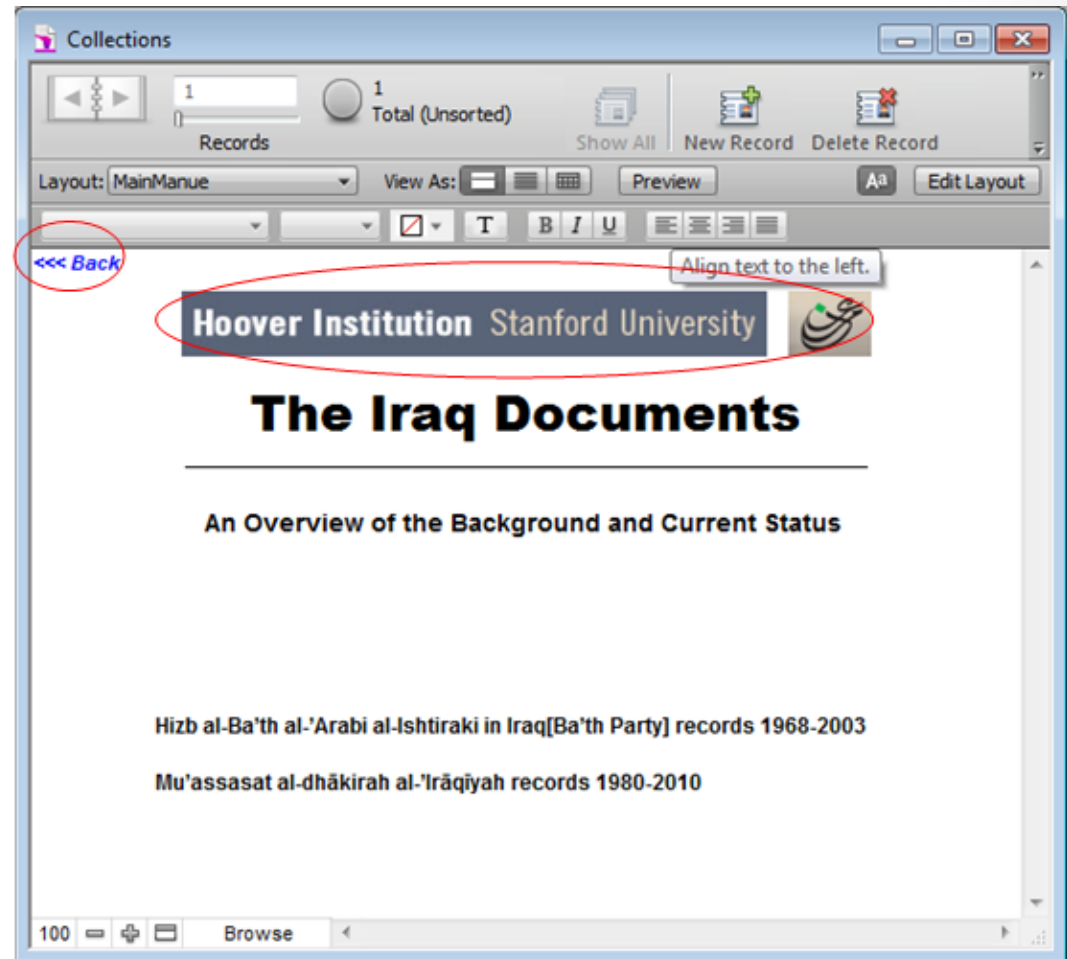


# The General Introduction

## Option 1

### Read General Introduction

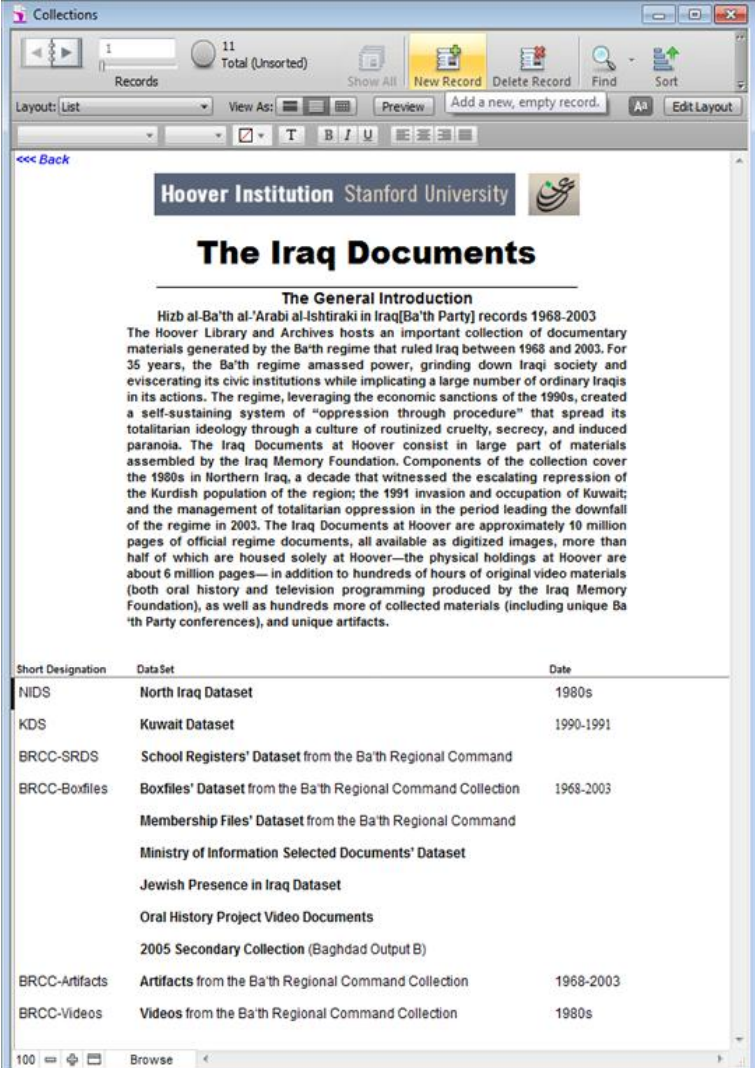
- After clicking on collections , click on Hizb al-Ba'th al\_Arabi al-ishtraki[Ba'th party] records or Mu'assasat al-dhākirah al-'Irāqīyah [Iraq Memory Foundation] records to get list of all the collections.
- To return to the introductory screen, click "Hoover Institution" title bar or on the back button (in the upper left of the screen).



# The General Introduction

## Read General Introduction (cont.)

- Click on a collection title to read a brief description of it.
- To return to the introductory screen, click on "Hoover Institution" title bar or on the back button (in the upper left of the screen).



**Hoover Institution Stanford University**

## The Iraq Documents

### The General Introduction

Hizb al-Ba'th al-'Arabi al-Ishiraki in Iraq[Ba'th Party] records 1968-2003

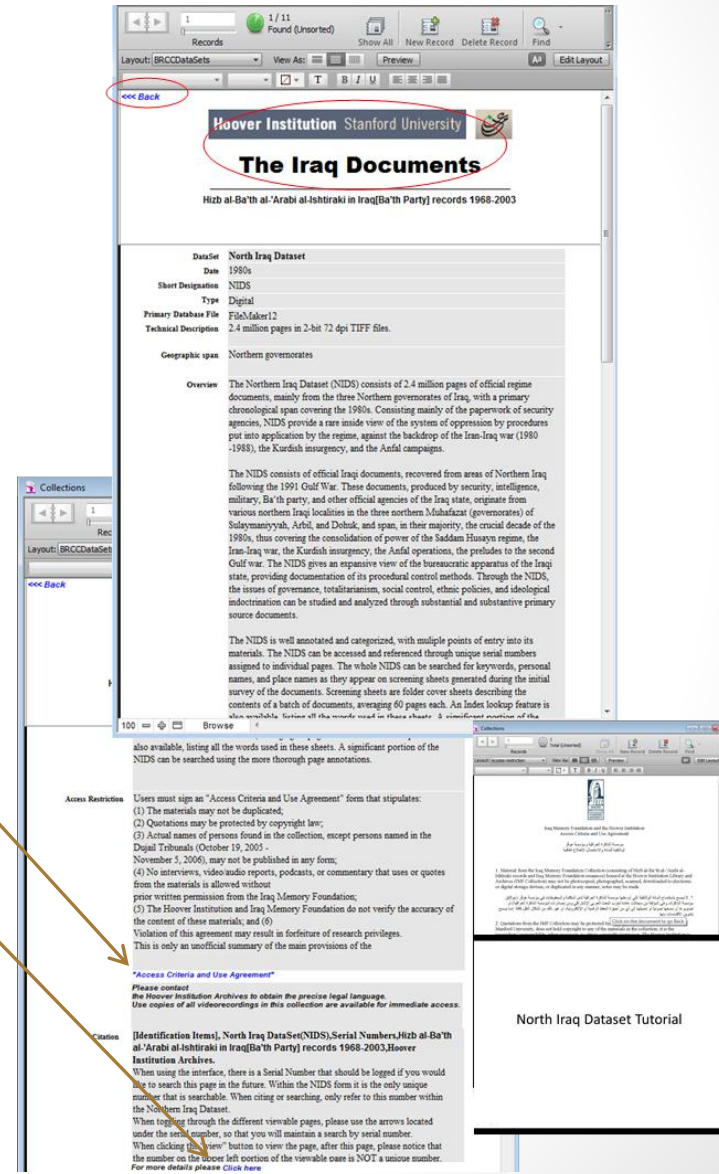
The Hoover Library and Archives hosts an important collection of documentary materials generated by the Ba'th regime that ruled Iraq between 1968 and 2003. For 35 years, the Ba'th regime amassed power, grinding down Iraqi society and eviscerating its civic institutions while implicating a large number of ordinary Iraqis in its actions. The regime, leveraging the economic sanctions of the 1990s, created a self-sustaining system of "oppression through procedure" that spread its totalitarian ideology through a culture of routinized cruelty, secrecy, and induced paranoia. The Iraq Documents at Hoover consist in large part of materials assembled by the Iraq Memory Foundation. Components of the collection cover the 1980s in Northern Iraq, a decade that witnessed the escalating repression of the Kurdish population of the region; the 1991 invasion and occupation of Kuwait; and the management of totalitarian oppression in the period leading to the downfall of the regime in 2003. The Iraq Documents at Hoover are approximately 10 million pages of official regime documents, all available as digitized images, more than half of which are housed solely at Hoover—the physical holdings at Hoover are about 6 million pages—in addition to hundreds of hours of original video materials (both oral history and television programming produced by the Iraq Memory Foundation), as well as hundreds more of collected materials (including unique Ba'th Party conferences), and unique artifacts.

Short Designation	DataSet	Date
NIDS	North Iraq Dataset	1980s
KDS	Kuwait Dataset	1990-1991
BRCC-SRDS	School Registers' Dataset from the Ba'th Regional Command	
BRCC-Boxfiles	Boxfiles' Dataset from the Ba'th Regional Command Collection	1968-2003
	Membership Files' Dataset from the Ba'th Regional Command	
	Ministry of Information Selected Documents' Dataset	
	Jewish Presence in Iraq Dataset	
	Oral History Project Video Documents	
	2005 Secondary Collection (Baghdad Output B)	
BRCC-Artifacts	Artifacts from the Ba'th Regional Command Collection	1968-2003
BRCC-Videos	Videos from the Ba'th Regional Command Collection	1980s

# The General Introduction

## Read General Introduction (cont.)

- This is the description of the **North Iraq Dataset (NIDS)**, a digital archive.
- Use the scroll bar at right to see the full page.
- To read **"Access Criteria and Use Agreement"** click
- To view the User guide tutorial
- To return to the general introduction screen, click "Hoover Institution" title bar or on the back button (in the upper left of the screen).



# North Iraq Dataset



USER GUIDE

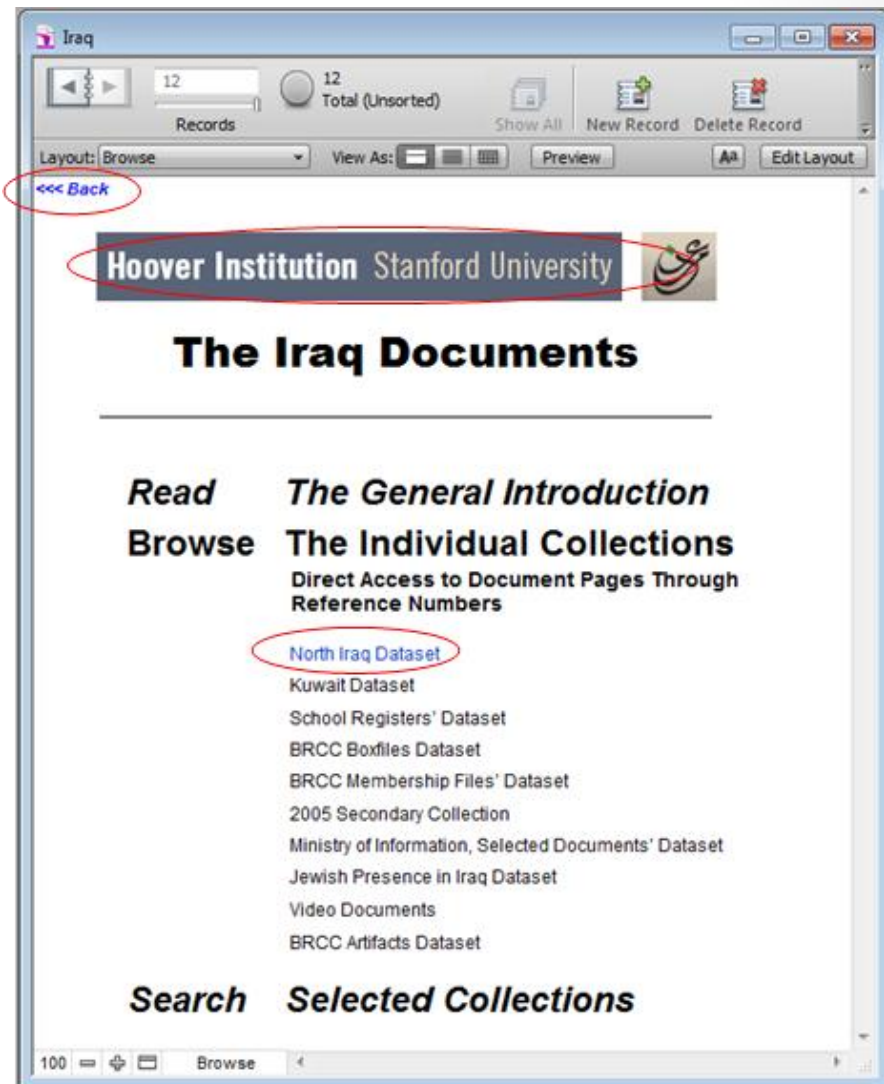


# North Iraq Dataset

## Option 2

### Browse Individual Collection

- Click on BROWSE INDIVIDUAL COLLECTION to see a list of the collections.
- Click on one of the collections listed to go through a series of screens that ultimately lead to the documents.
- The next set of screenshots show the screens for each collection and how they work.
- Please note that “Serial Number” with in the North Iraq Dataset is the only unique number that will help you find your document in the future. Please use the Page number as a unique number for other collections.
- To return to the introductory screen, click on "Hoover Institution" title bar **or on the back button (in the upper left of the screen).**

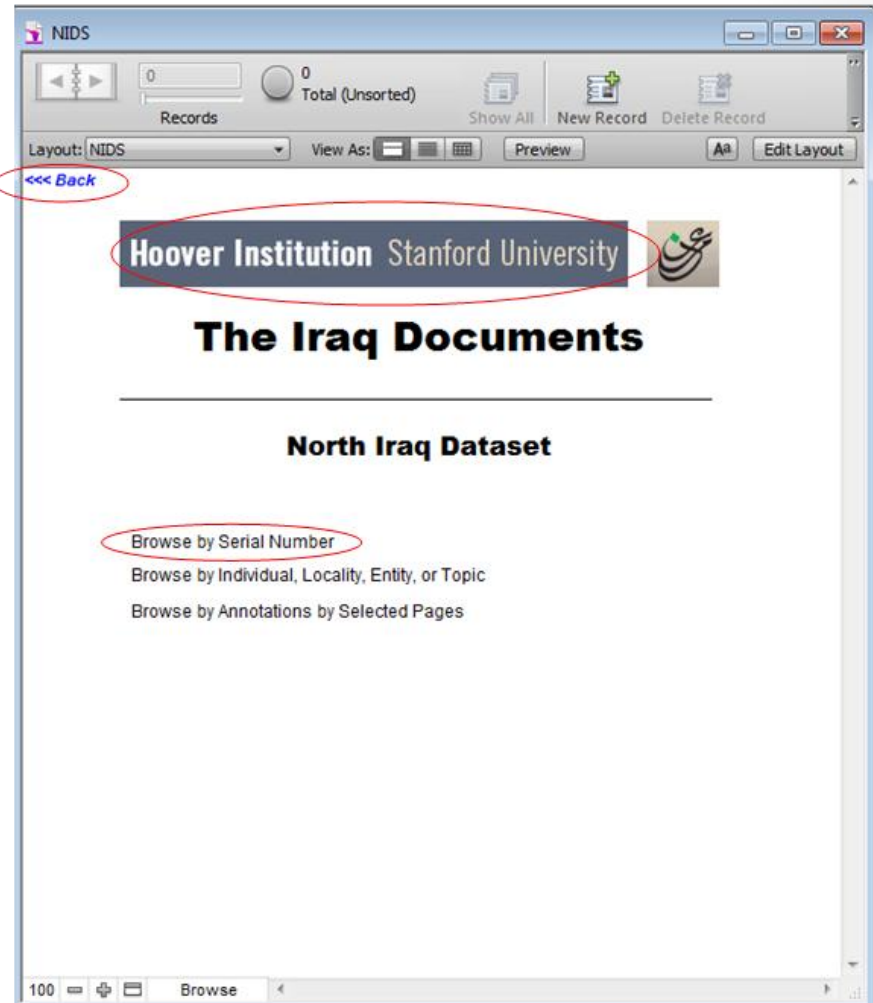




# North Iraq Dataset

## Browse Individual Collection - North Iraq Dataset


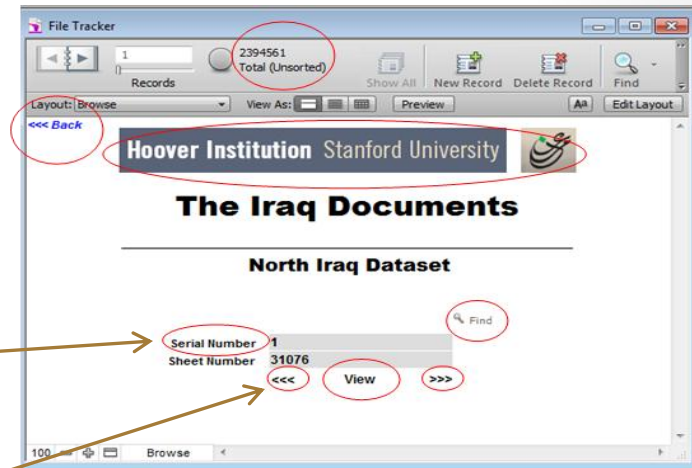
- When you click on NORTH IRAQ DATASET you get this screen. It offers three browse options. Select one by clicking on it.
- To return to the introductory screen, click "Hoover Institution" title bar or on the back button (in the upper left of the screen).



# North Iraq Dataset

## Browse Individual Collection - North Iraq Dataset (cont.)

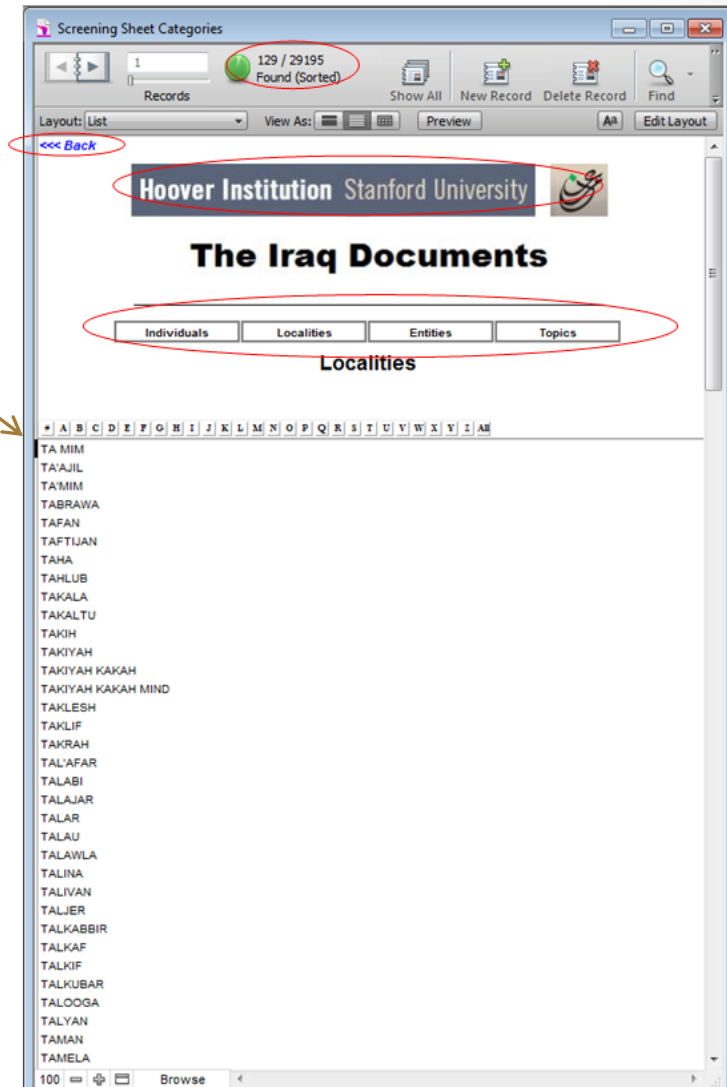
- If you click on BROWSE BY SERIAL NUMBER you get this screen. This is record 1 of 2,394,561 records, each representing one page of an Iraqi document in NIDS.
- The Serial Number that should be logged if you would like to search this page in the future. Within the NIDS serial# is the only unique number that is searchable. **When citing or searching, always refer to serial number within the Northern Iraq Dataset.**
- When toggling through the different viewable pages, please use the arrows located under the serial number, so that you will maintain a search by serial number.
- When clicking the "view" button to view the page, after this page, please notice that the number on the upper left portion of the viewable page is **NOT a unique number**. Also notice arrows at the bottom of the viewable page. Do NOT toggle through pages using those arrows. It will not change the original serial number accordingly.
- Please Note the screen shot you see to the right contains the serial number that you need to cite and locate your desired page, in the future.
- To return to the NIDS introductory screen, click on "Hoover Institution" title bar or on the back button (in the upper left of the screen).



# North Iraq Dataset

## Browse Individual Collection - North Iraq Dataset (cont.)

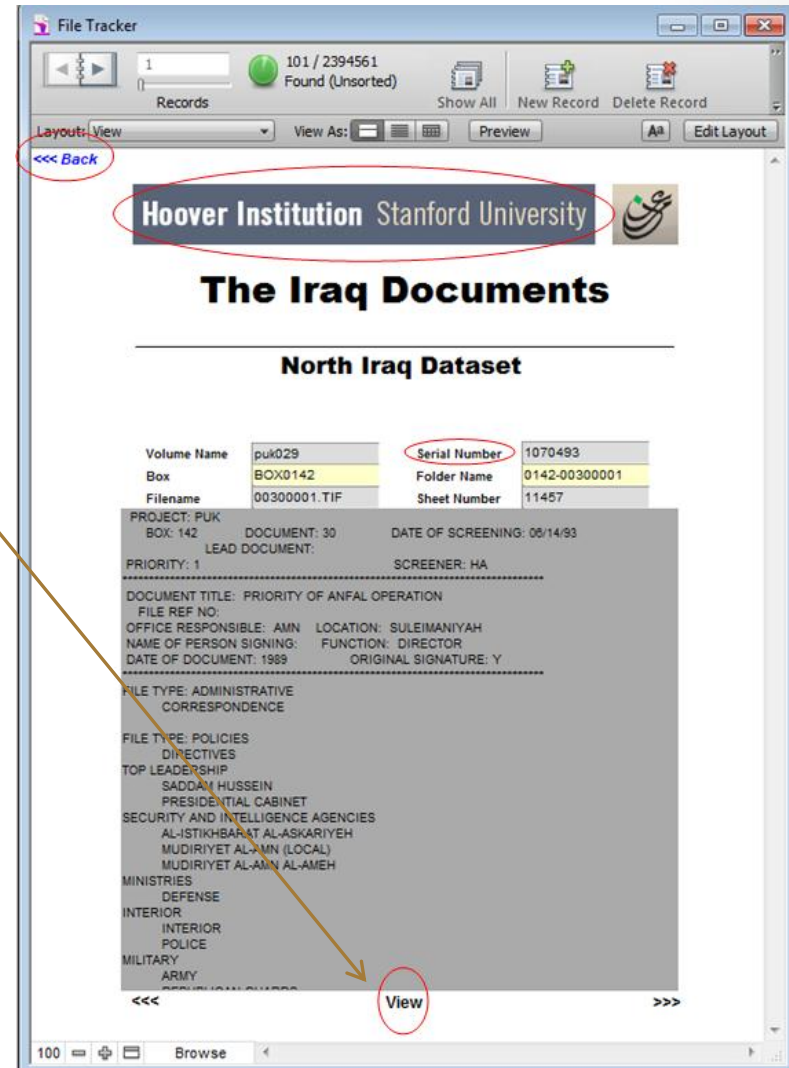
- If you click on BROWSE BY INDIVIDUALS, LOCALITIES, ENTITIES, OR TOPICS you get this view. There are 3089 records for localities out of a total 29,195 records for individuals, localities, entities and topics.
- The "Tamim" names are shown. Click on another letter to see other names. For long lists, use the scroll bar at right.
- To view lists of localities, entities or topics, click on one of those categories near the top of the page.
- To get to the documents, click on a name on the list.
- To return to the NIDS introductory screen, click on "Hoover Institution" title bar or on the back button (in the upper left of the screen).



# North Iraq Dataset

## Browse Individual Collection - North Iraq Dataset (cont.)

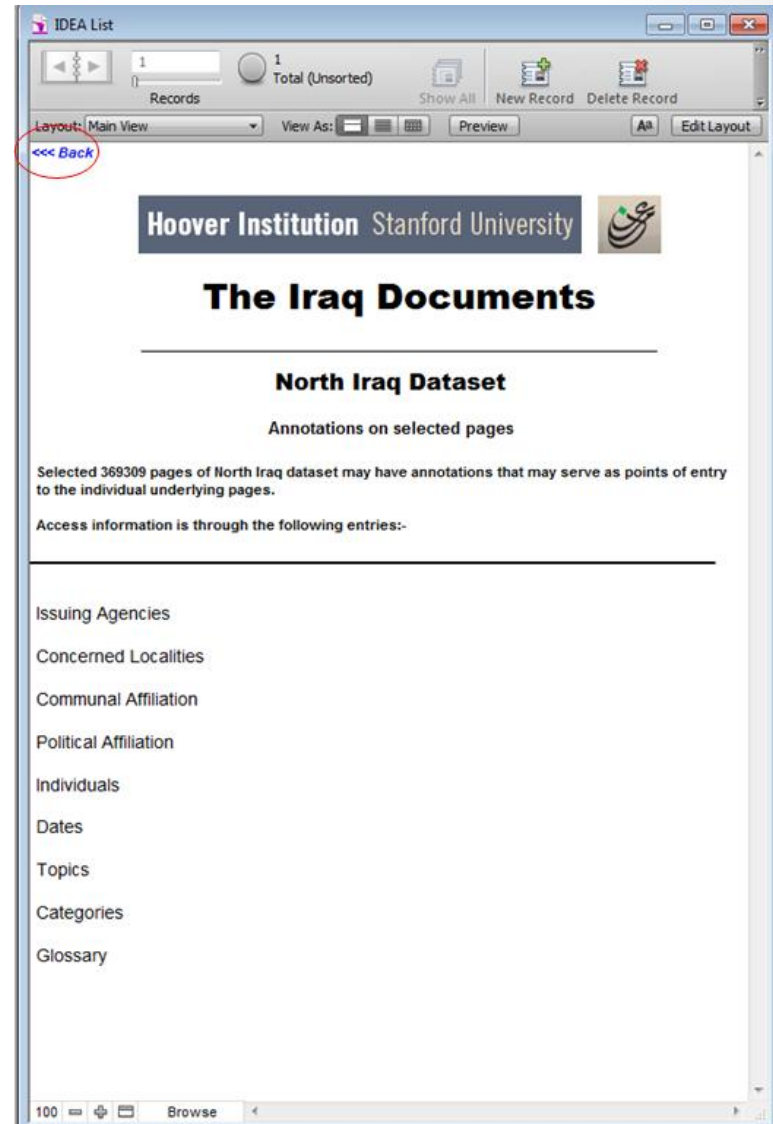
- If you click on a name in the Localities' list you get this view.
- The **Serial Number** that should be logged if you would like to search this page in the future. Within the NIDS it is the only unique number that is searchable. When citing or searching, always refer to serial number within the Northern Iraq Dataset.
- This is the data from the original screen sheet produced during the project.
- To view the original screen sheet produced during annotation, simply click the view button.
- To return to the Localities screen, click on "Hoover Institution" title bar or on the back button (in the upper left of the screen).



# North Iraq Dataset

## Browse Individual Collection - North Iraq Dataset (cont.)

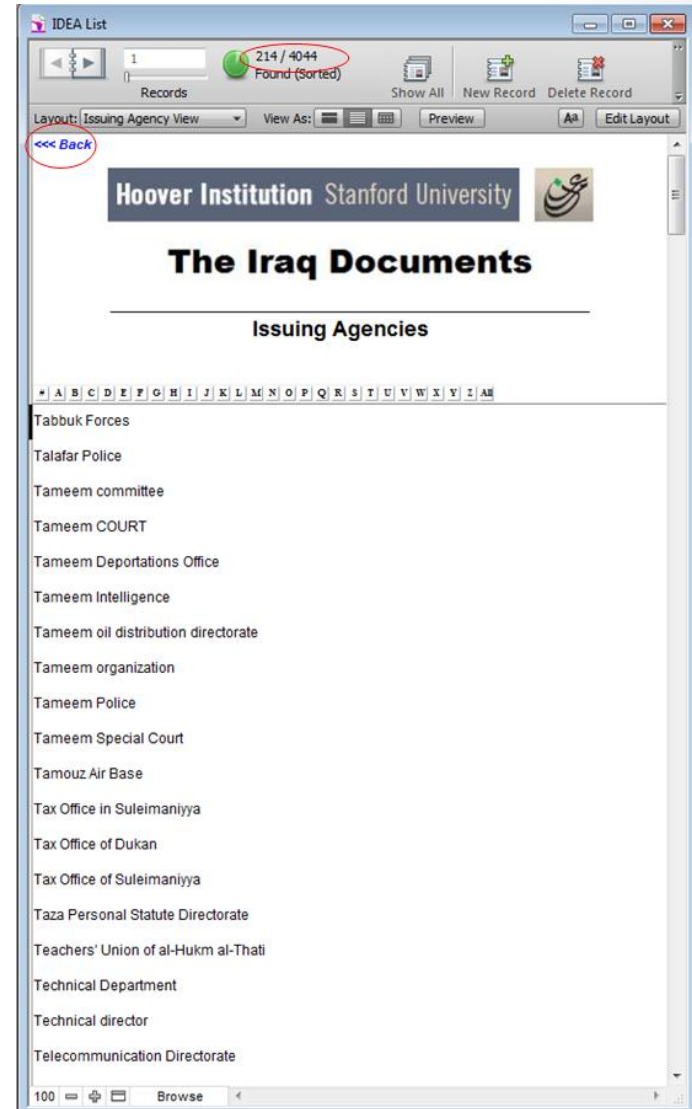
- If you select “Browse by Annotation by selected pages” you will come to this page. There are 9 different selections you can choose from. To view the categories, click on each respective category.
- Please note that the only unique number within the North Iraq Dataset is the “Serial Number”.
- To return to the NIDS introductory screen, click on "Hoover Institution" title bar or on the back button (in the upper left of the screen).



# North Iraq Dataset

## Browse Individual Collection - North Iraq Dataset (cont.)

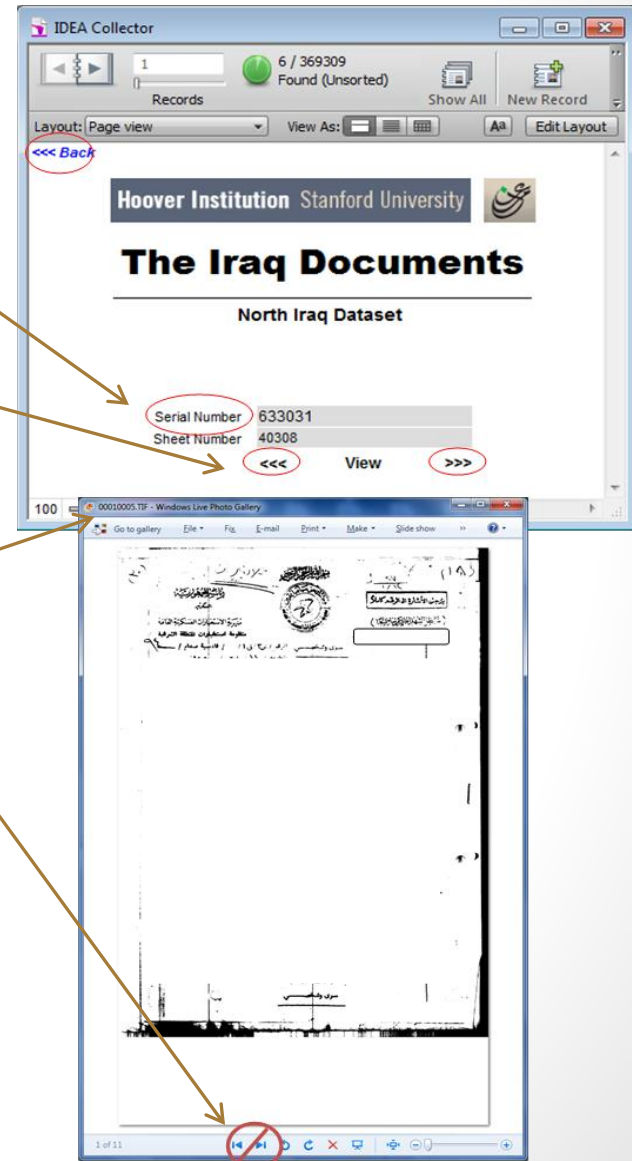
- If you select “Issuing Agencies” you will come to this page. There are 4044 different listed records you can choose from. Click on each respective issuing agency to view.
- To return to the NIDS Annotations on selected pages list, click on "Hoover Institution" title bar or on the back button (in the upper left of the screen).



# North Iraq Dataset

## Browse Individual Collection - North Iraq Dataset (cont.)

- After selecting an issuing agency you will come to this page. There is a Serial Number that should be logged if you would like to search this page in the future. Within the NIDS it is the only unique number that is searchable. **When citing or searching, always refer to serial number within the Northern Iraq Dataset.**
- When toggling through the different viewable documents, **please use the arrows located under the serial number**, so that you will maintain a search by serial number.
- When clicking the "view" button to view the document, after this page, please notice that the number on the upper left portion of the viewable page **is NOT a unique number**. Also notice arrows at the bottom of the viewable page. Do NOT toggle through documents using those arrows. It will not change the original serial number accordingly.
- To return to the NIDS list of searchable topics page click on "Hoover Institution" title bar or on the back button (in the upper left of the screen).





# Kuwait Dataset



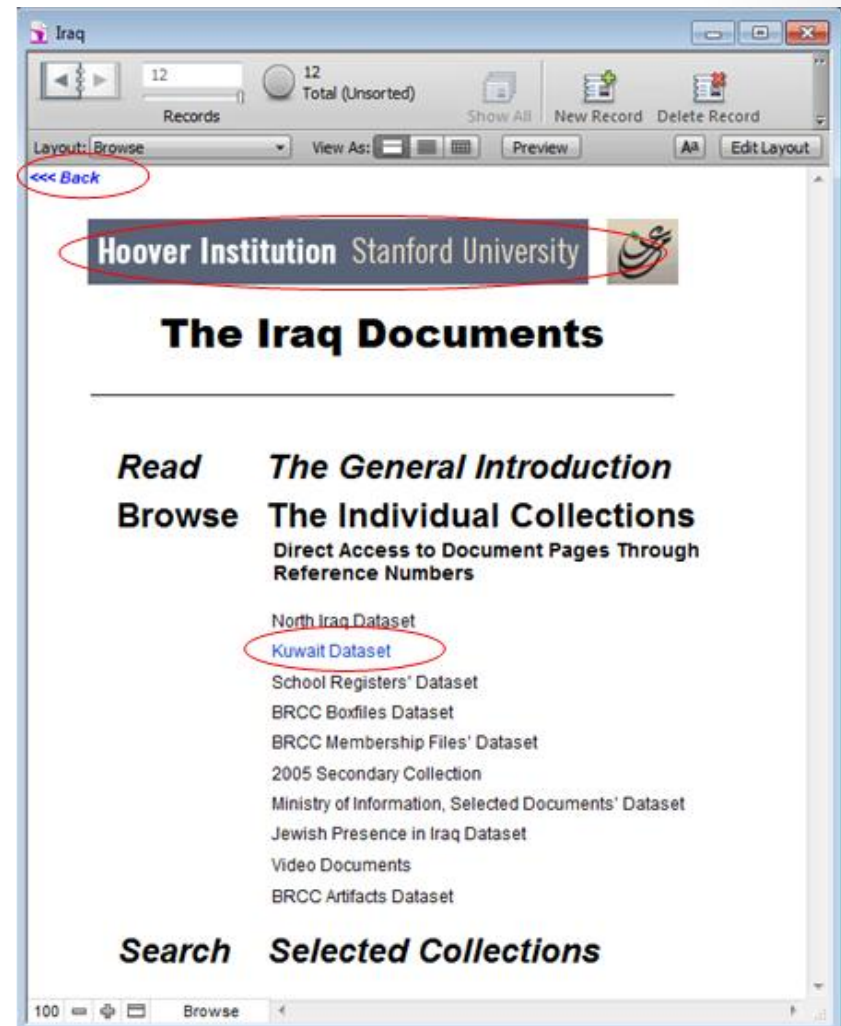
USER GUIDE

# Kuwait Dataset

## Option 2

### Browse Individual Collection

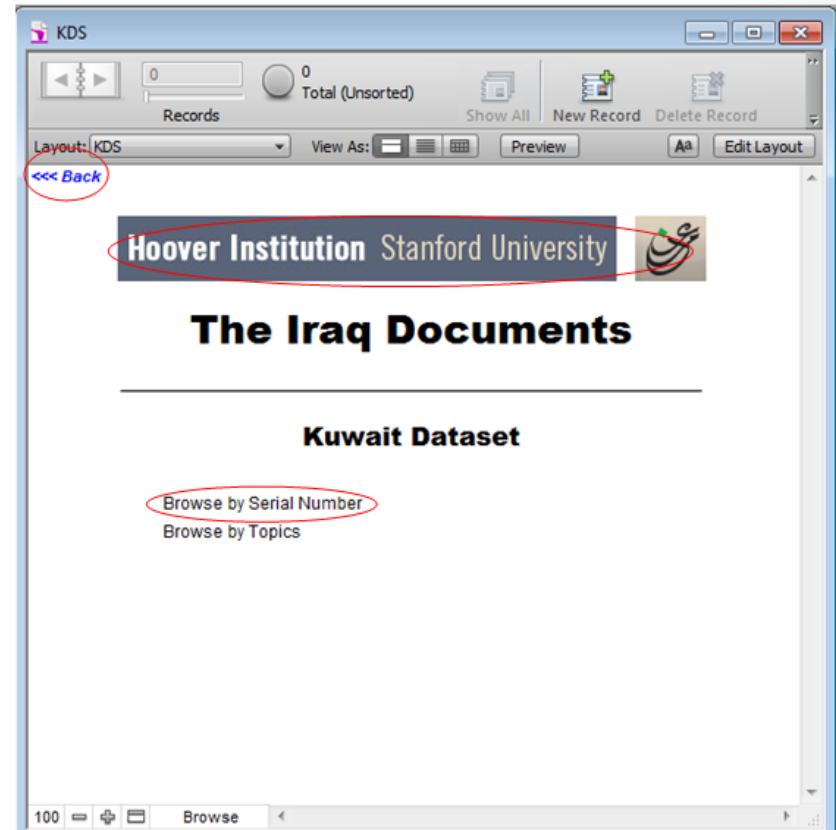
- Click on BROWSE INDIVIDUAL COLLECTION to see a list of the collections.
- Click on one of the collections listed to go through a series of screens that ultimately lead to the documents.
- The next set of screenshots show the screens for each collection and how they work.
- Please note that “**Serial Number**” with in the Kuwait Dataset is the only unique number that will help you find your document in the future. Please use the Page number as a unique number for other collections.
- To return to the introductory screen, click on "Hoover Institution" title bar **or on the back button (in the upper left of the screen).**



# Kuwait Dataset

## Browse Individual Collection - Kuwait Dataset

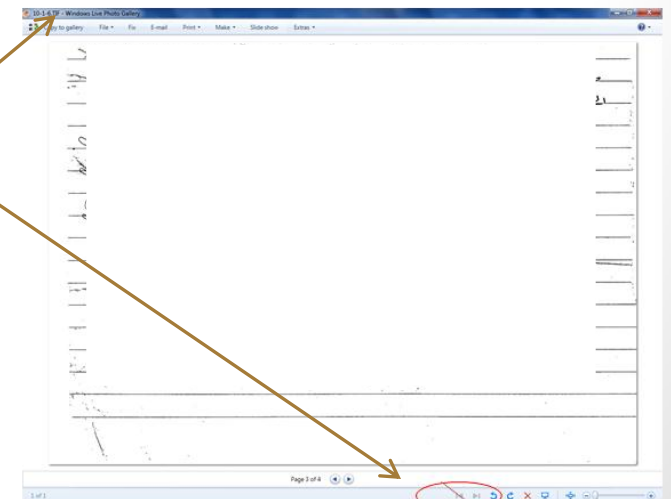
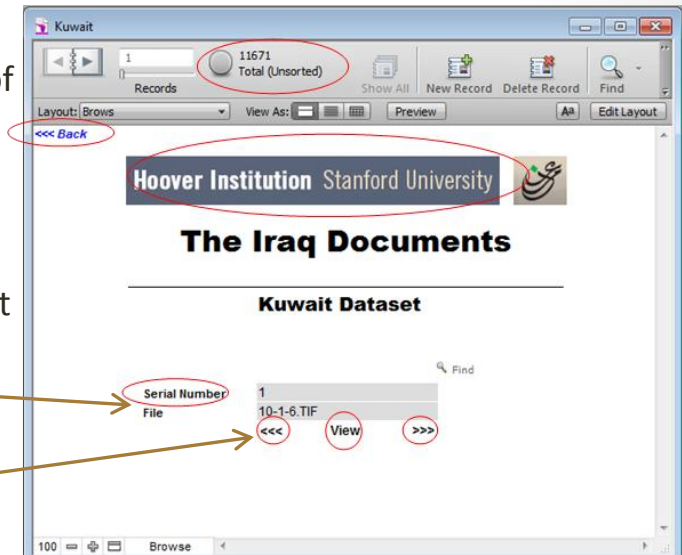
- In the **Kuwait Dataset** (KDS) there are two browse options. Select one by clicking on it.
- Please note that the only unique number within the KDS is the "Serial Number".
- The data in KDS is open, but the documents are closed.
- To return to the introductory screen, click on "Hoover Institution" title bar or on the back button (in the upper left of the screen).



# Kuwait Dataset

## Browse Individual Collection - Kuwait Dataset (cont.)

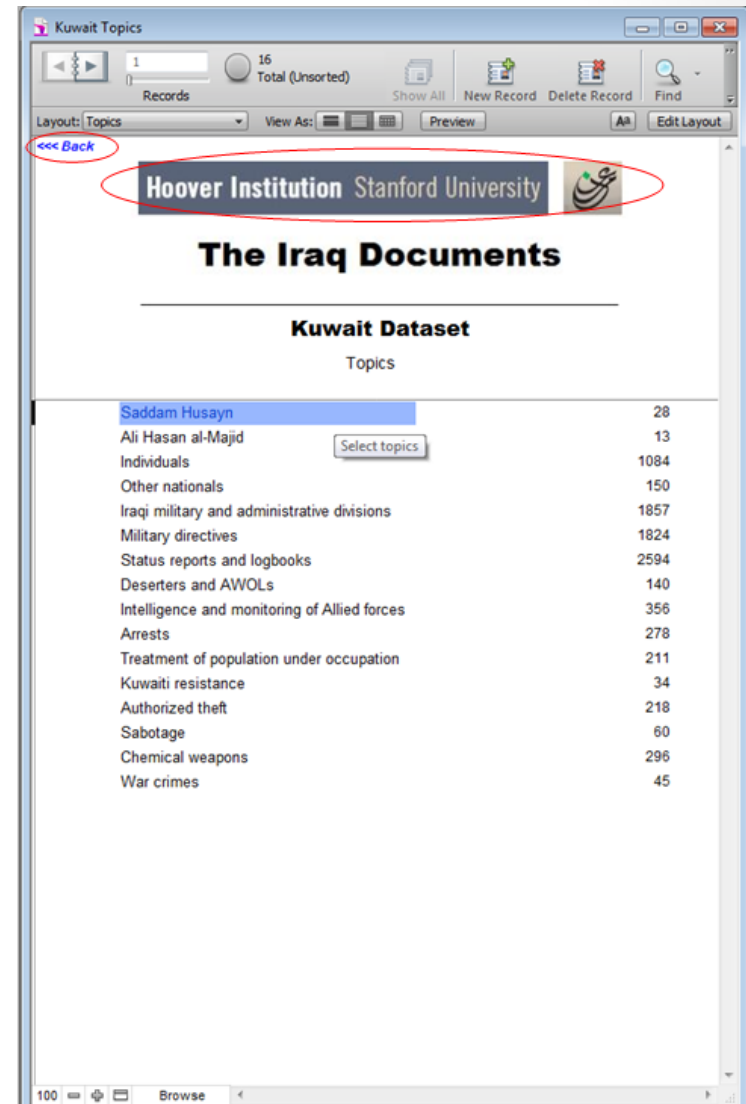
- BROWSE BY SERIAL NUMBER opens this screen. It shows record 1 of 11,671 records, each representing one page of an Iraqi document.
- VIEW is disabled because the documents are closed.
- Please note that the only unique number within the Kuwait Dataset is the **"Serial Number"**.
- When toggling through the different viewable documents, please use the arrows located under the serial number, so that you will maintain a search by serial number.
- When clicking the "view" button to view the document, after this page,
- Please note that the number on the upper left portion of the viewable page is **NOT a unique number**. Also notice arrows at the bottom of the viewable page. Do NOT toggle through documents using those arrows. It will not change the original serial number accordingly.
- To return to the KDS introductory screen, click on "Hoover Institution" title bar or on the back button (in the upper left of the screen).



# Kuwait Dataset

## Browse Individual Collection - Kuwait Dataset (cont.)

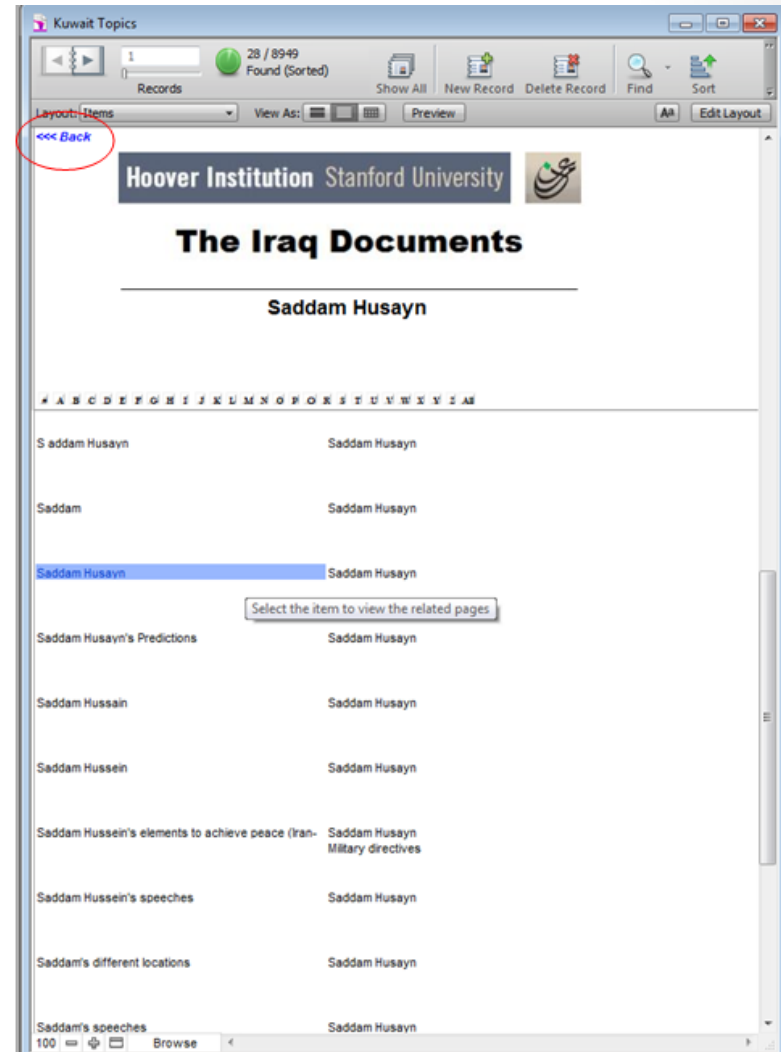
- BROWSE BY TOPICS opens this list of 16 broad topics and the number of entries for each.
- Click on a topic to see a list of more detailed data that relates to it.
- To return to the KDS introductory screen, click on "Hoover Institution" title bar or on the back button (in the upper left of the screen).



# Kuwait Dataset

## Browse Individual Collection - Kuwait Dataset (cont.)

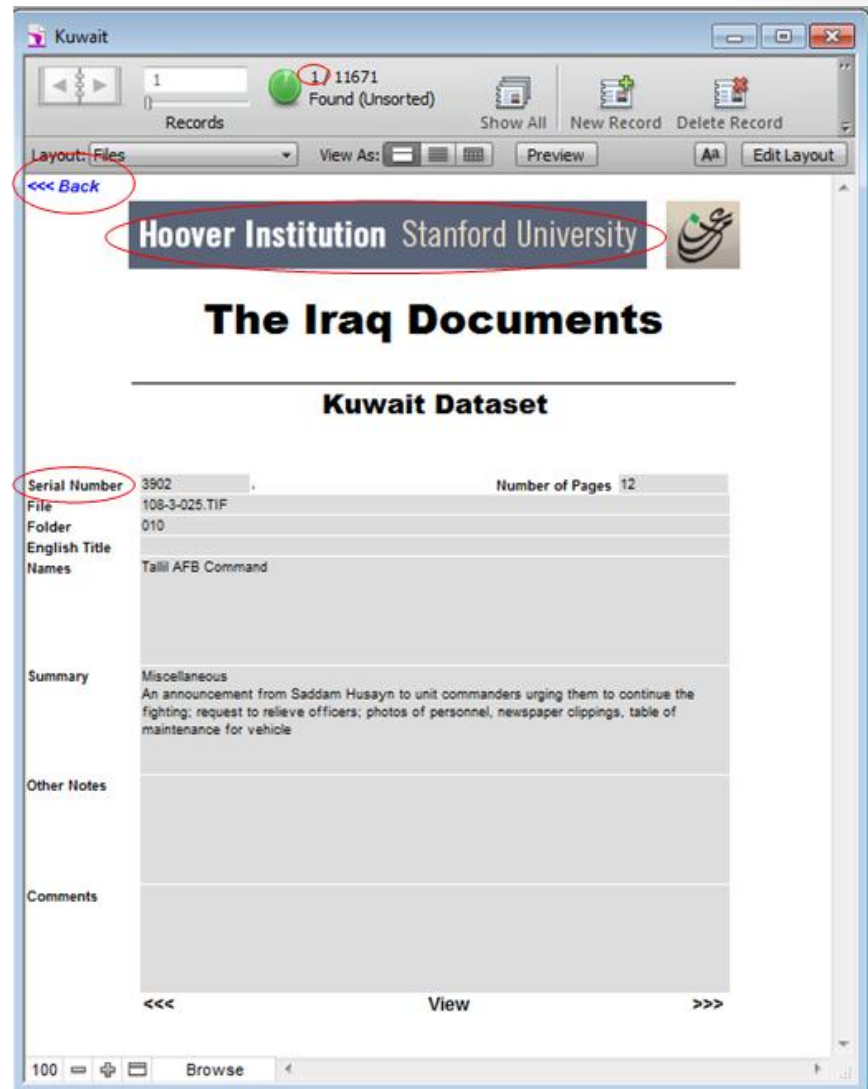
- This is the list of the 28 detailed entries in the topic "Saddam Husayn."
- Click on a listing to read a description of the documents related to it.
- To return to the previous screen, click on "Hoover Institution" title bar or on the back button (in the upper left of the screen).



# Kuwait Dataset

## Browse Individual Collection - Kuwait Dataset (cont.)

- This is the description of "Saddam Husayn's Predictions" from the previous screen. It describes 6 pages of documents.
- Please note that the only unique number within the Kuwait Dataset is the **"Serial Number"**.
- VIEW is disabled because the documents are closed.
- To return to the previous screen, click on the "Hoover Institution" title bar or on the back button (in the upper left of the screen).





# School Registers Dataset



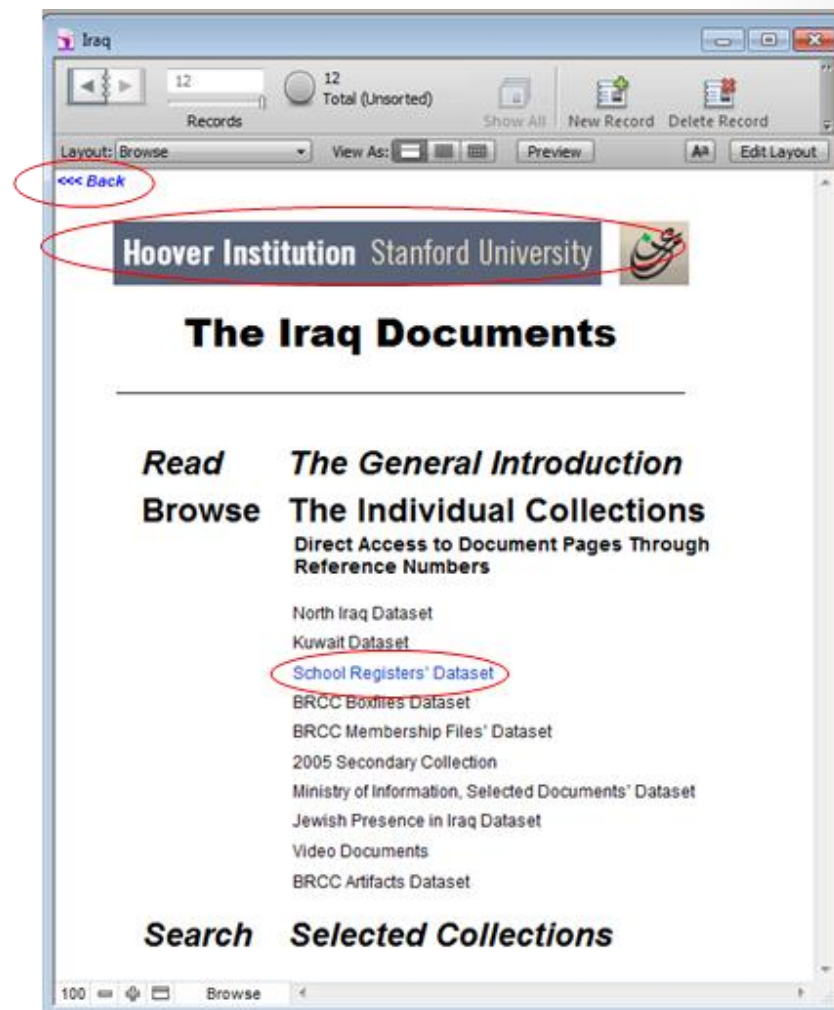
USER GUIDE

# School Registers Dataset

## Option 2

### Browse Individual Collection

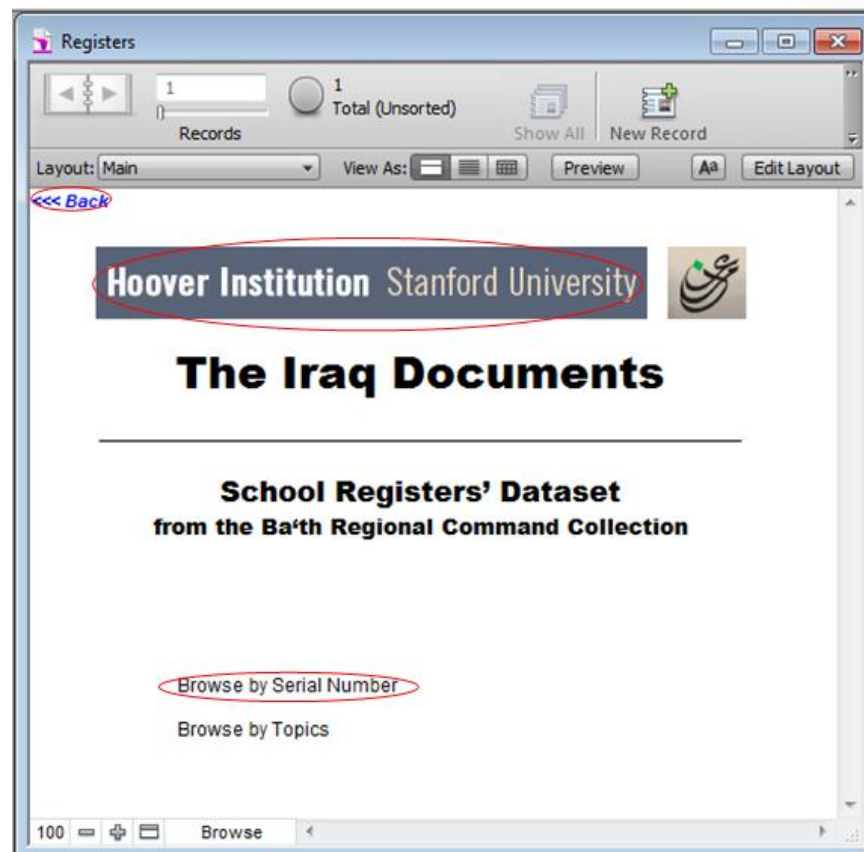
- Click on BROWSE INDIVIDUAL COLLECTION to see a list of the collections.
- Click on one of the collections listed to go through a series of screens that ultimately lead to the documents.
- The next set of screenshots show the screens for each collection and how they work.
- To return to the introductory screen, click on "Hoover Institution" title bar or on the back button (in the upper left of the screen).



# School Registers Dataset

## Browse Individual Collection - School Registers Dataset

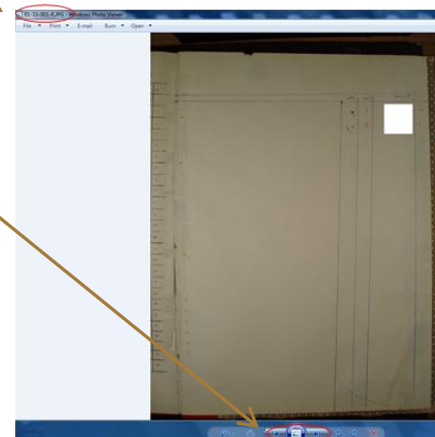
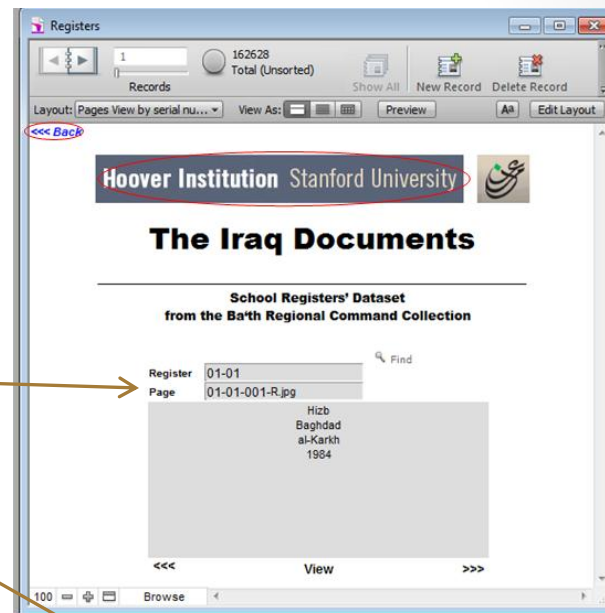
- The School Registers Dataset opens to this page.
- You have two Browse options. Select one by clicking on it.
- To return to the previous screen, click on "Hoover Institution" title bar or on the back button (in the upper left of the screen).



# School Registers Dataset

## Browse Individual Collection - School Registers Dataset

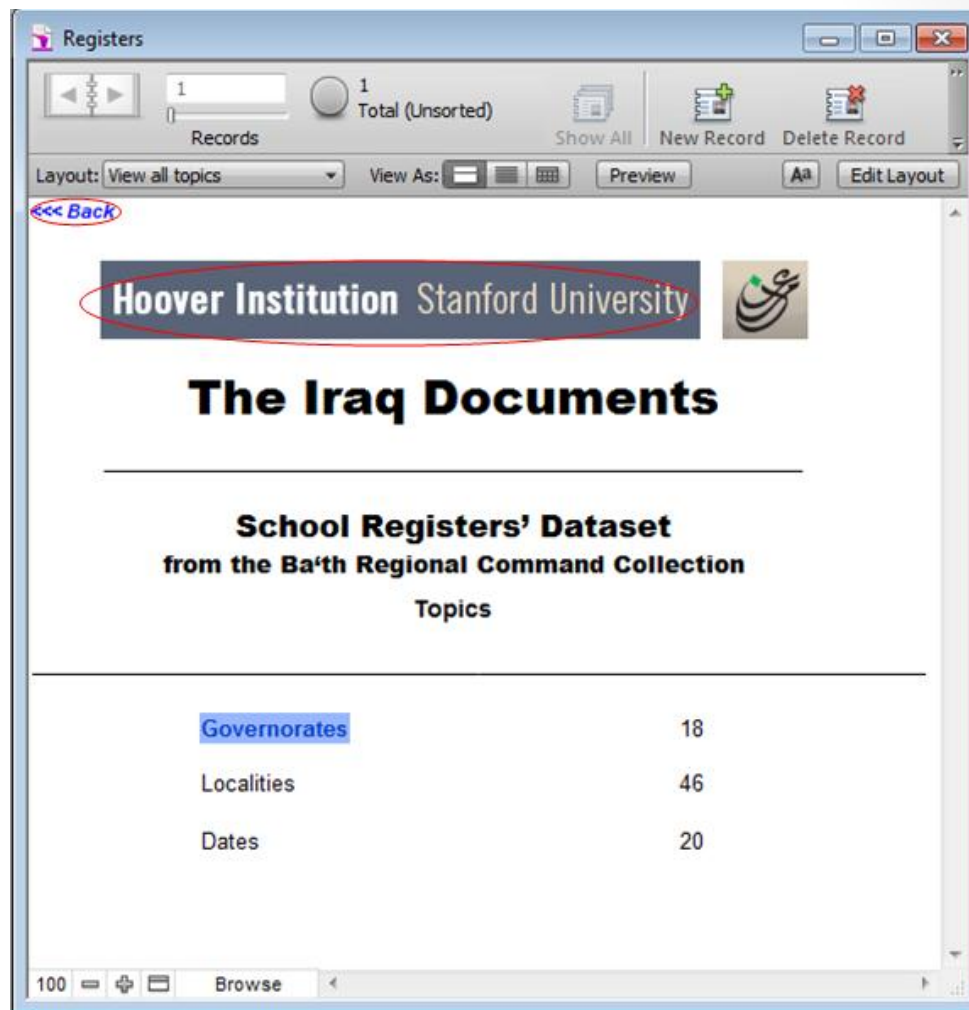
- BROWSE BY SERIAL NUMBER opens a screen for record 1 of 162628 records. Each record refers to one page of a document.
- Please note that the only unique number within the BRCC is the "Page Number".
- Click on VIEW to see the document.
- Page through the numbers by clicking on the < and > arrows in the notebook icon.
- To view a specific box/batch/page, click on FIND, type in the number, then hit Enter.
- To return to the previous screen, click on "Hoover Institution" title bar or on the back button (in the upper left of the screen).



# School Registers Dataset

## Browse Individual Collection - School Registers Dataset

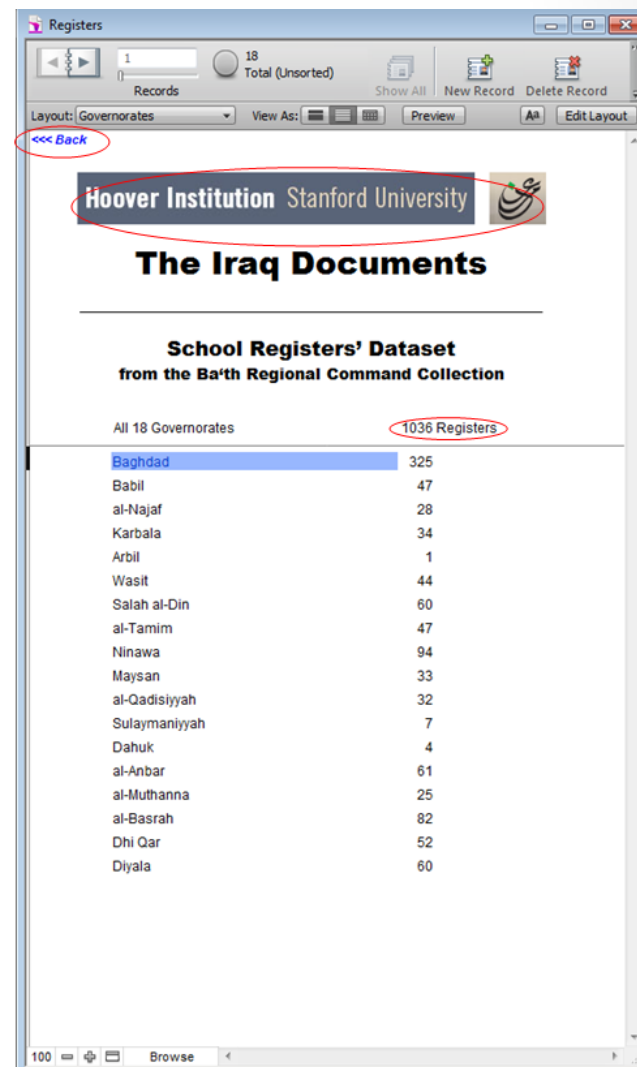
- BROWSE BY TOPICS opens a list of 3 broad topics with the number of detailed entries within it. For example, there are 18 Governorates in "Governorates."
- To select a topic, click on it.
- To return to the previous screen, click on "Hoover Institution" title bar or on the back button (in the upper left of the screen).



# School Registers Dataset

## Browse Individual Collection - School Registers Dataset

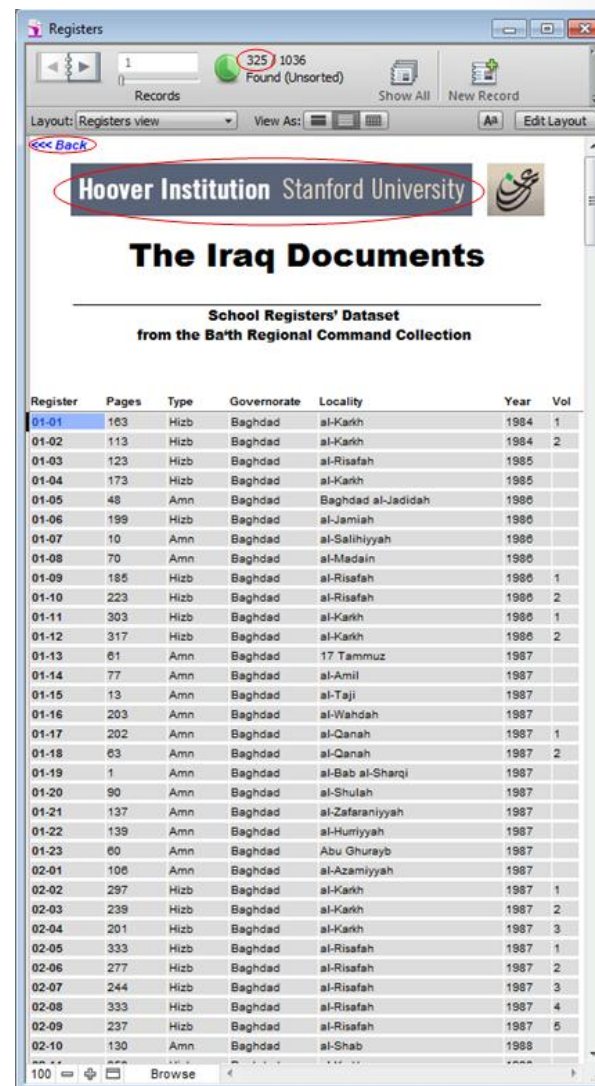
- The Governorates topic opens to this page. It lists each province and the number of registers from it. There are a total of 1,036 registers.
- To select a province, click on its name.
- To return to the previous screen, click on "Hoover Institution" title bar or on the back button (in the upper left of the screen).



# School Registers Dataset

## Browse Individual Collection - School Registers Dataset (cont.)

- Clicking on a province opens a list of registers for the province. In this case, there are 325 registers for Baghdad (out of 1,036 registers total).
- To select a register, click on its register number.
- To return to the previous screen, click on "Hoover Institution" title bar or on the back button (in the upper left of the screen).

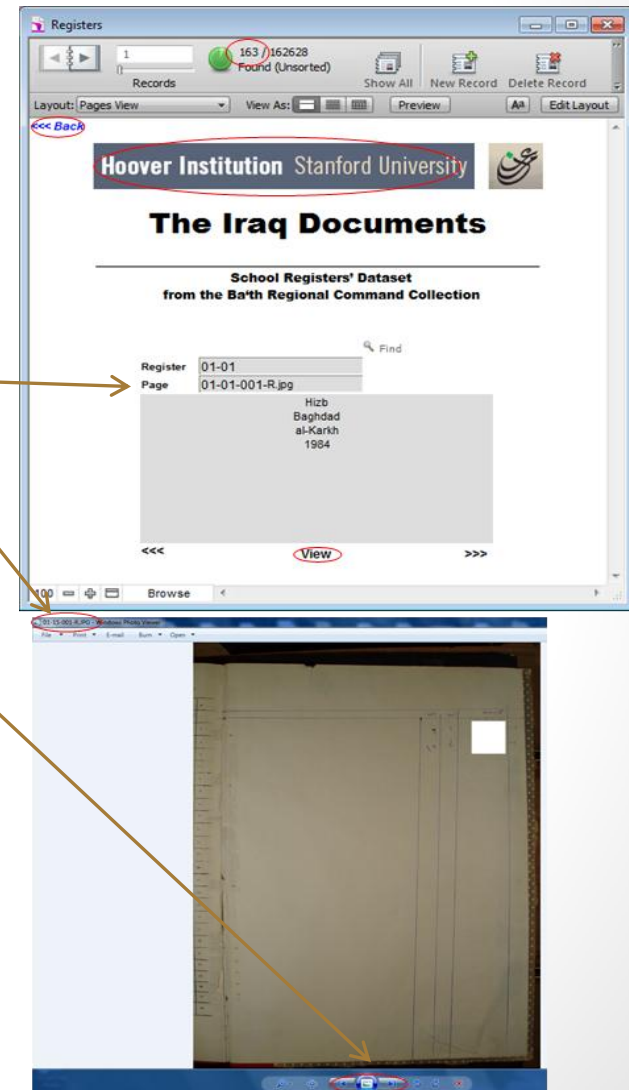




# School Registers Dataset

## Browse Individual Collection - School Registers Dataset (cont.)

- Clicking on the register number opens this screen. There are 163 page images (out of 162,628 page images in all of the school registers) in this one register.
- Please note that the only unique number within the School Registers Dataset is the "Page Number".
- Click on VIEW to see the first of the 163 pages. Then in the image viewer, click on the arrows to view all of the other pages.
- To return to the previous screen, click on "Hoover Institution" title bar or on the back button (in the upper left of the screen).



# BRCC Boxfiles Dataset



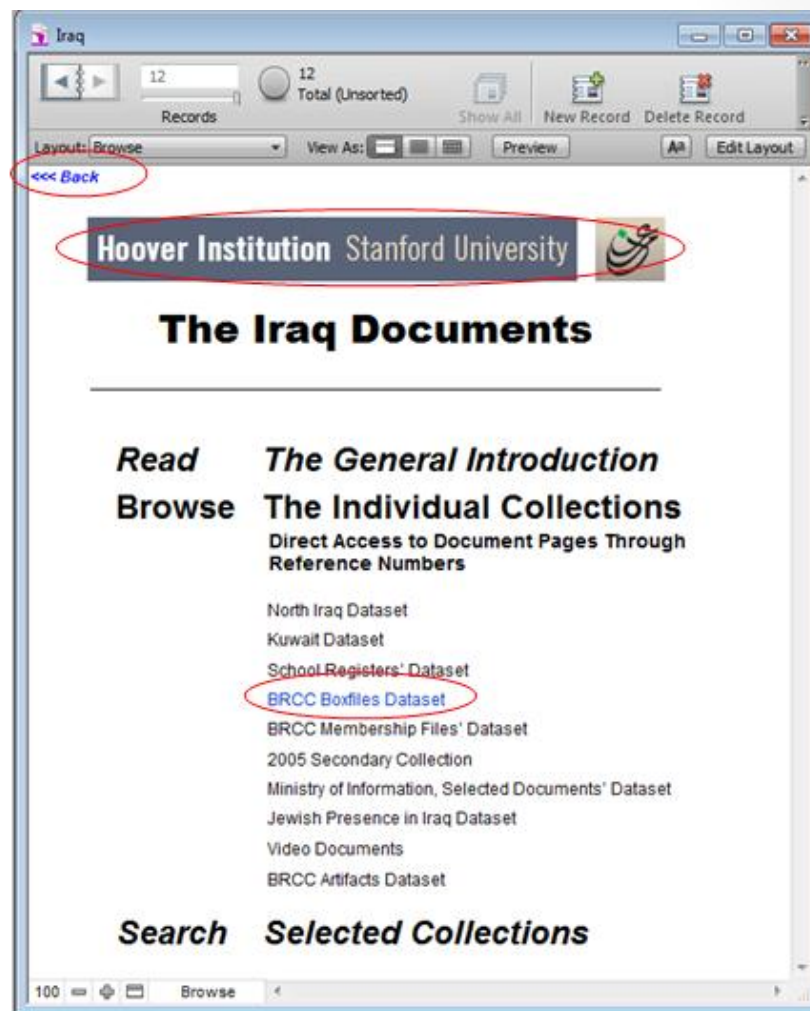
## USER GUIDE

# BRCC Boxfiles Dataset

## Option 2

### Browse Individual Collection

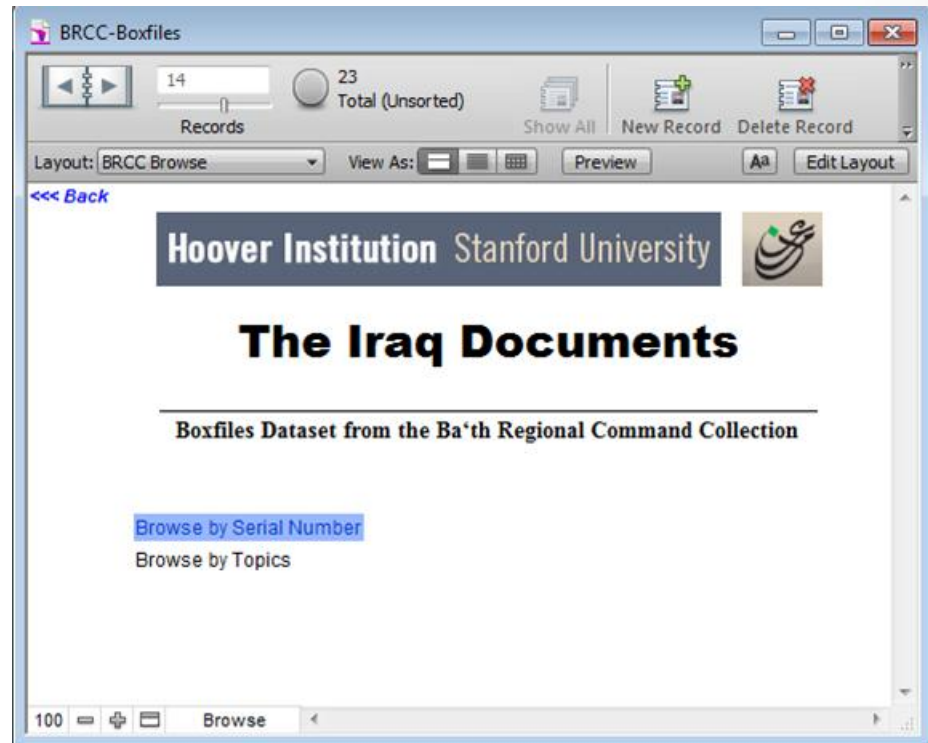
- Click on BROWSE INDIVIDUAL COLLECTION to see a list of the collections.
- Click on one of the collections listed to go through a series of screens that ultimately lead to the documents.
- The next set of screenshots show the screens for each collection and how they work.
- To return to the introductory screen, click on "Hoover Institution" title bar **or on the back button (in the upper left of the screen).**



# BRCC Boxfiles Dataset

## Browse Individual Collection – BRCC Boxfiles Dataset

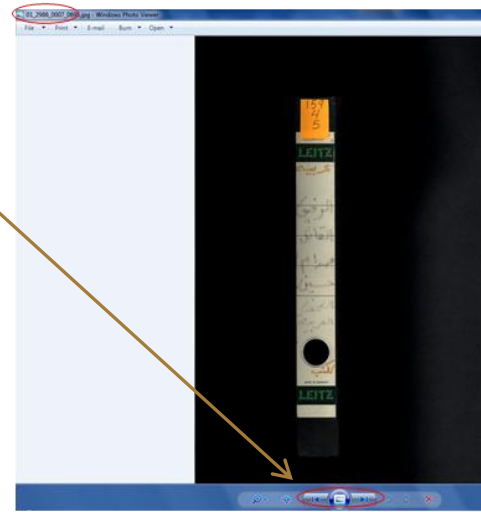
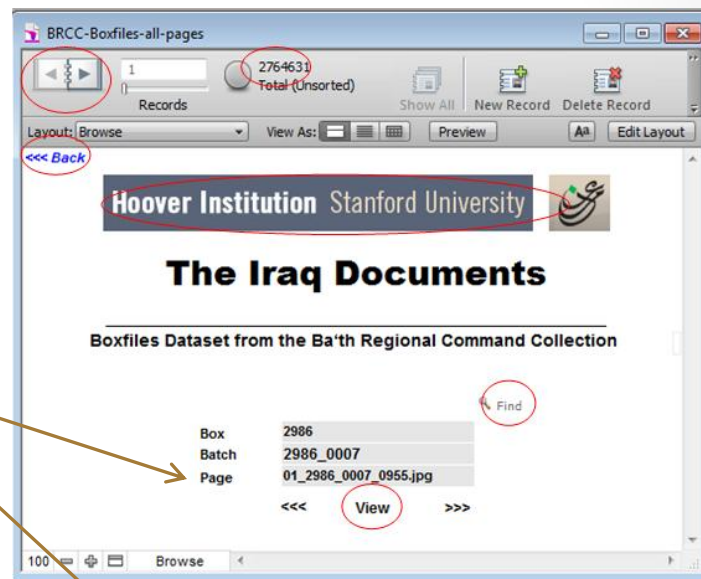
- Clicking on the BOXFILES DATASET opens this screen.
- You have two browse options. Select one by clicking on it.
- To return to the previous screen, click on "Hoover Institution" title bar or on the back button (in the upper left of the screen).



# BRCC Boxfiles Dataset

## Browse Individual Collection – BRCC Boxfiles Dataset (cont.)

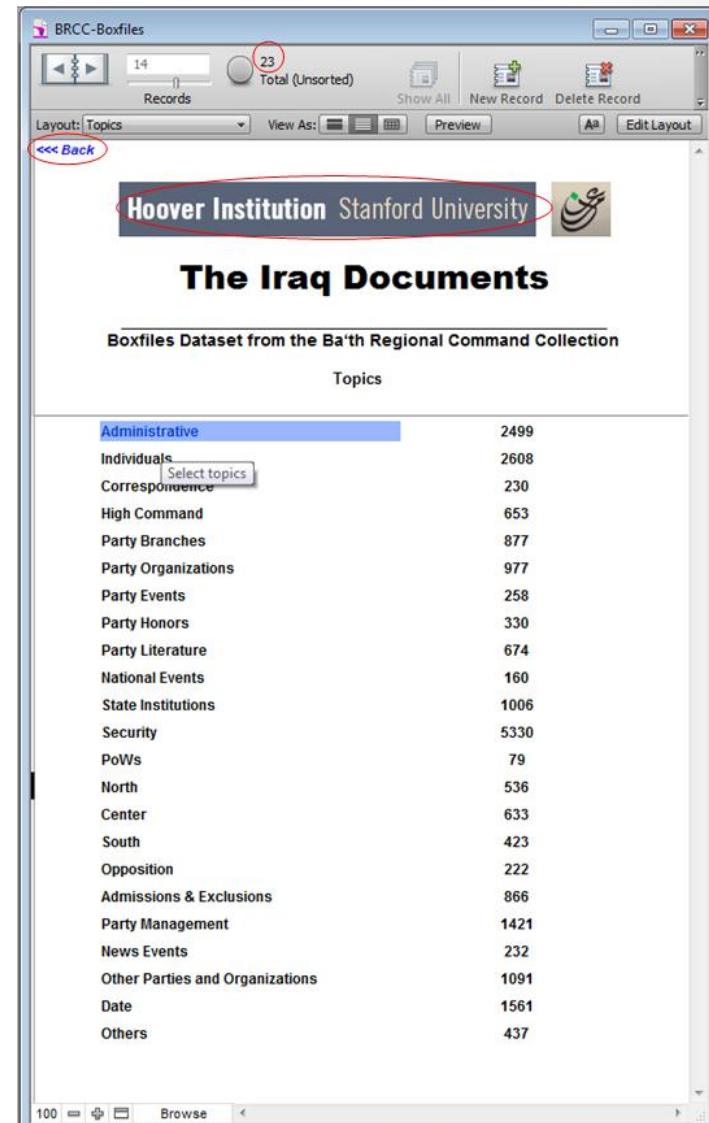
- BROWSE BY SERIAL NUMBER opens a screen for record 1 of 2,764,631 records. Each record refers to one page of a document.
- Please note that the only unique number within the BRCC is the “Page Number”.
- Click on VIEW to see the document.
- Page through the numbers by clicking on the < and > arrows in the notebook icon.
- To view a specific box/batch/page, click on FIND, type in the number, then hit Enter.
- To return to the previous screen, click on "Hoover Institution" title bar or on the back button (in the upper left of the screen).



# BRCC Boxfiles Dataset

## Browse Individual Collection – BRCC Boxfiles Dataset (cont.)

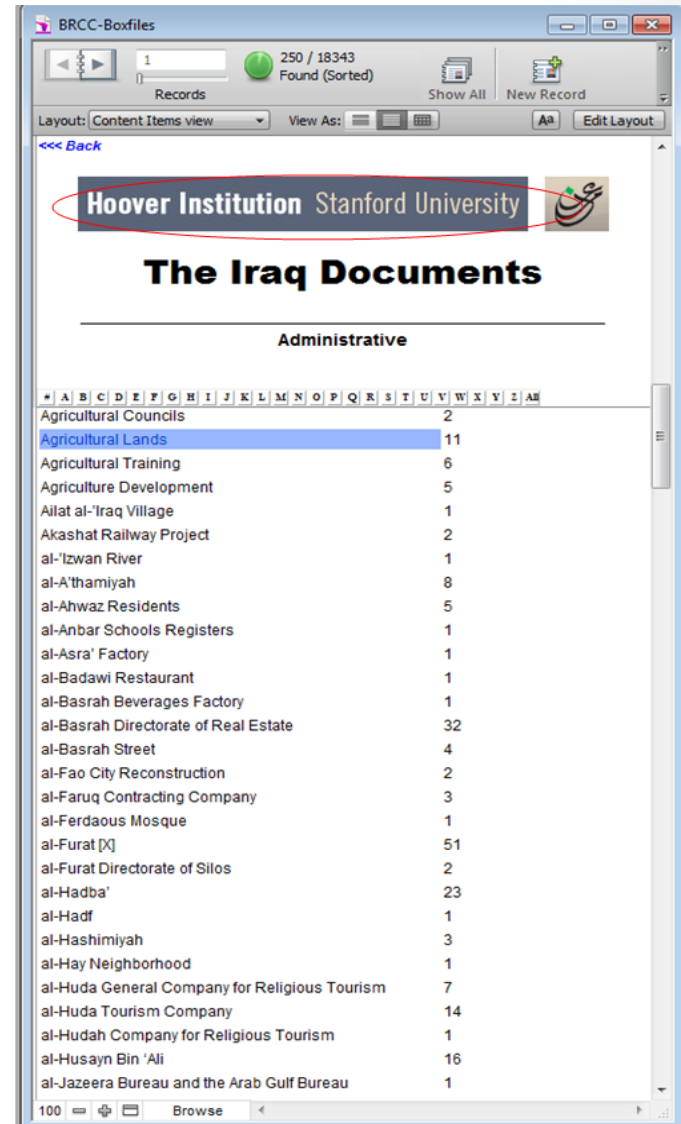
- BROWSE BY TOPICS opens a list of 23 broad topics with the number of detailed entries within it. For example, there are 2499 entries in "Administrative."
- To select a topic, click on it.
- To return to the previous screen, click on "Hoover Institution" title bar or on the back button (in the upper left of the screen).



# BRCC Boxfiles Dataset

## Browse Individual Collection – BRCC Boxfiles Dataset (cont.)

- The more detailed entries, and the quantity of boxfiles associated with each, are listed here. For example, there are 11 entries for "Agriculture Lands."
- These are the numerical (#) entries. Click on a letter to see other entries. For long lists, use the scroll bar at right.
- To continue to the documents, click on an entry.
- To return to the previous screen, click on "Hoover Institution" title bar or on the back button (in the upper left of the screen).

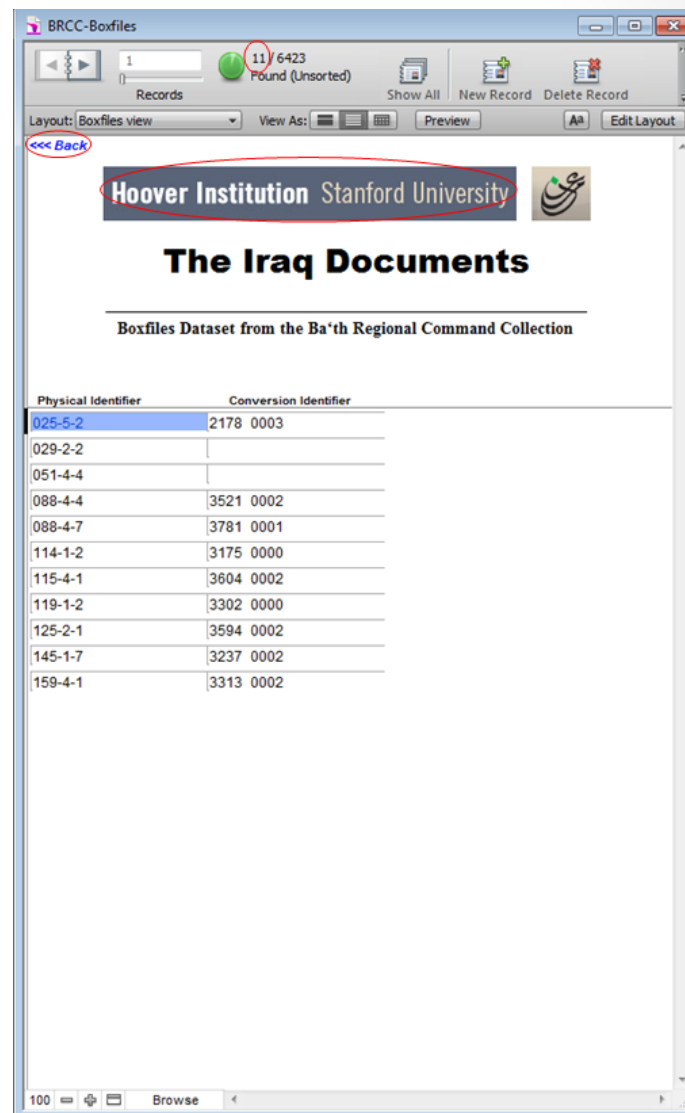




# BRCC Boxfiles Dataset

## Browse Individual Collection – BRCC Boxfiles Dataset (cont.)

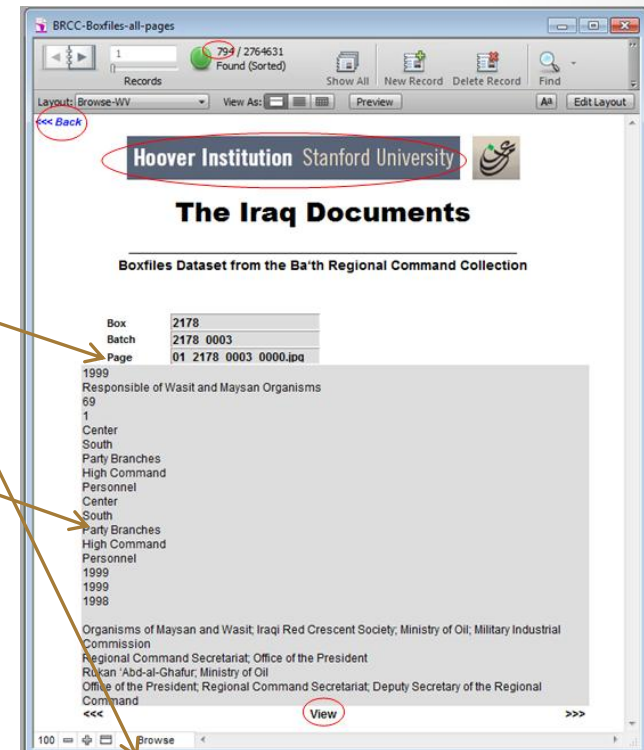
- Clicking on an entry opens a screen listing the Physical Identifier for each boxfile related to the entry.
- At right you see a list of 11 boxfiles (out of 6420) that are related to " Agriculture Lands " from the previous screen shot.
- Click on a Physical Identifier to continue to the documents.
- To return to the previous screen, click on "Hoover Institution" title bar or on the back button (in the upper left of the screen).



# BRCC Boxfiles Dataset

## Browse Individual Collection – BRCC Boxfiles Dataset (cont.)

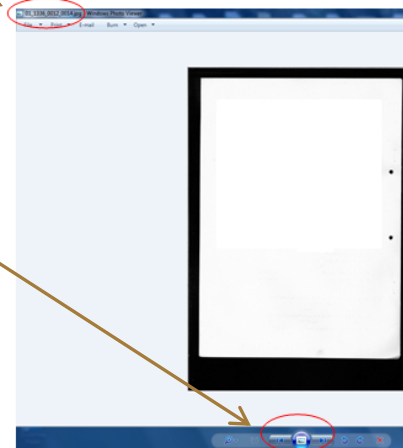
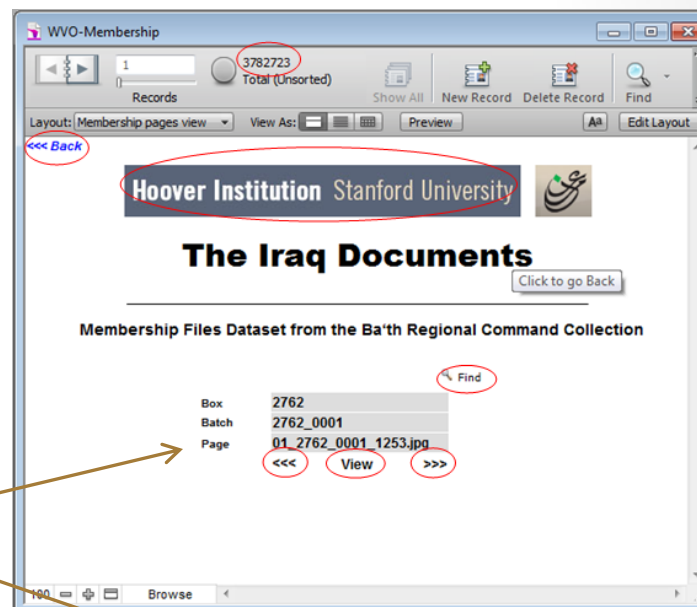
- There are 794 pages of documents in this boxfile (out of 2,764,631 total pages).
- Please note that the only unique number within the Boxfiles Dataset is the “Page Number”.
- To see the data that is cut off at the bottom, get a scroll bar by moving the cursor into the large gray box and clicking. This screen shows all of the terms used to describe this boxfile.
- Click on VIEW to see the documents.
- Page through the numbers by clicking on the < and > arrows in the notebook icon
- To return to the previous screen, click on "Hoover Institution" title bar or on the back button (in the upper left of the screen).



# BRCC Boxfiles Dataset

## Browse Individual Collection - Membership Files Dataset

- Box/batch/page numbers provide the only access. This is record 1 of 3,782,723 records. Each represents one page of an Iraqi document.
- Click on VIEW to see the document.
- To view a specific number, click on FIND, enter the number, then hit ENTER.
- Please note that the only unique number within the Membership files is the "Page Number".
- Page through the records by clicking on the < and > arrows in the notebook icon.
- To return to the previous screen, click on "Hoover Institution" title bar or on the back button (in the upper left of the screen).



# BRCC Membership Files' Dataset



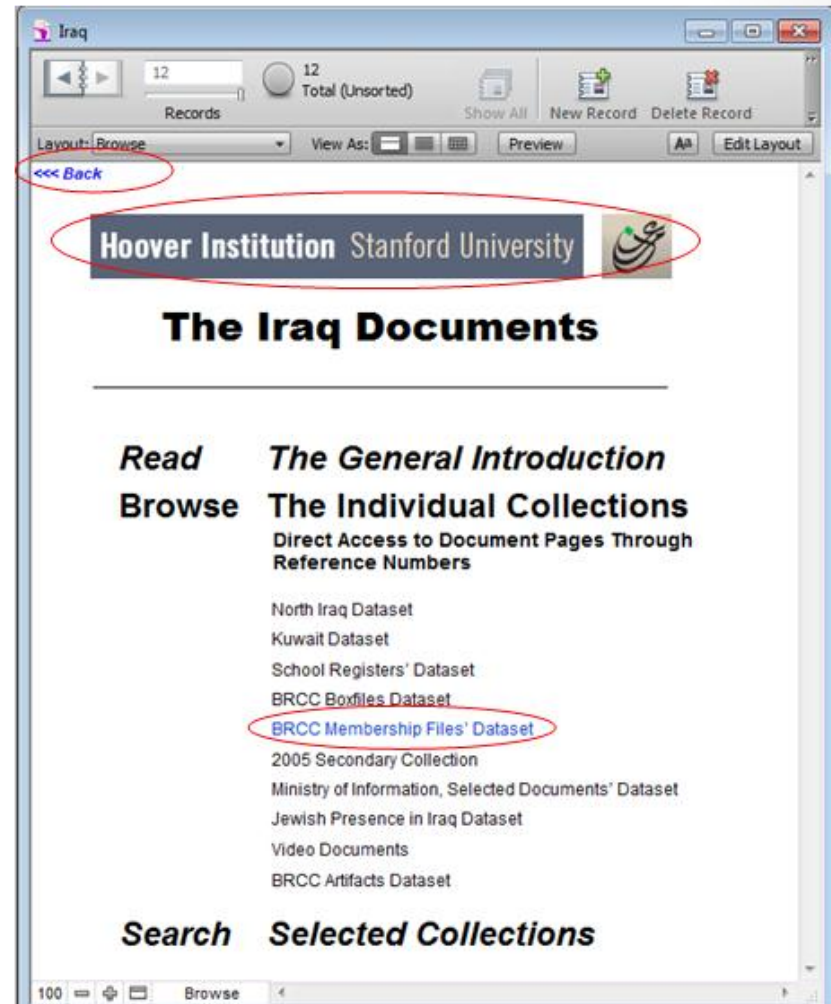
## USER GUIDE

# BRCC Membership Files' Dataset

## Option 2

### Browse Individual Collection

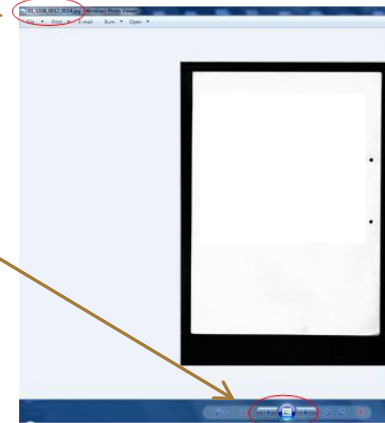
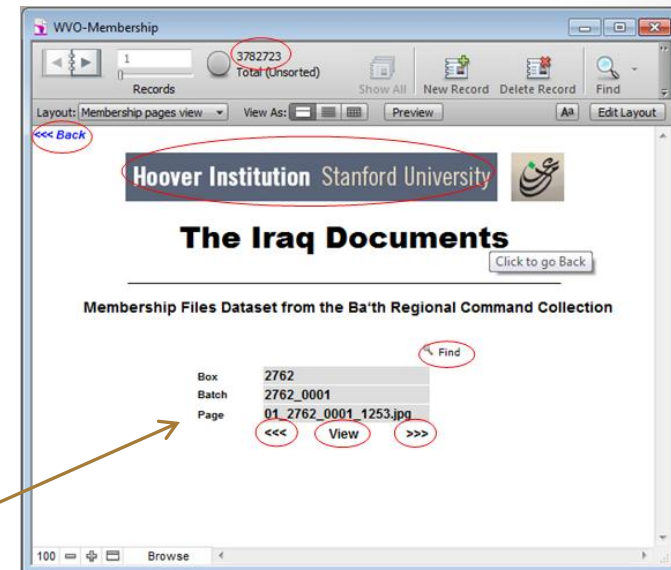
- Click on BROWSE INDIVIDUAL COLLECTION to see a list of the collections.
- Click on one of the collections listed to go through a series of screens that ultimately lead to the documents.
- The next set of screenshots show the screens for each collection and how they work.
- To return to the introductory screen, click on "Hoover Institution" title bar **or on the back button (in the upper left of the screen).**



# BRCC Membership Files' Dataset

## Browse Individual Collection - Membership Files Dataset

- Box/batch/page numbers provide the only access. This is record 1 of 3,782,723 records. Each represents one page of an Iraqi document.
- Click on VIEW to see the document.
- To view a specific number, click on FIND, enter the number, then hit ENTER.
- Please note that the only unique number within the Membership files is the "Page Number".
- Page through the records by clicking on the < and > arrows in the notebook icon.
- To return to the previous screen, click on "Hoover Institution" title bar or on the back button (in the upper left of the screen).



# 2005 Secondary Collection



## USER GUIDE

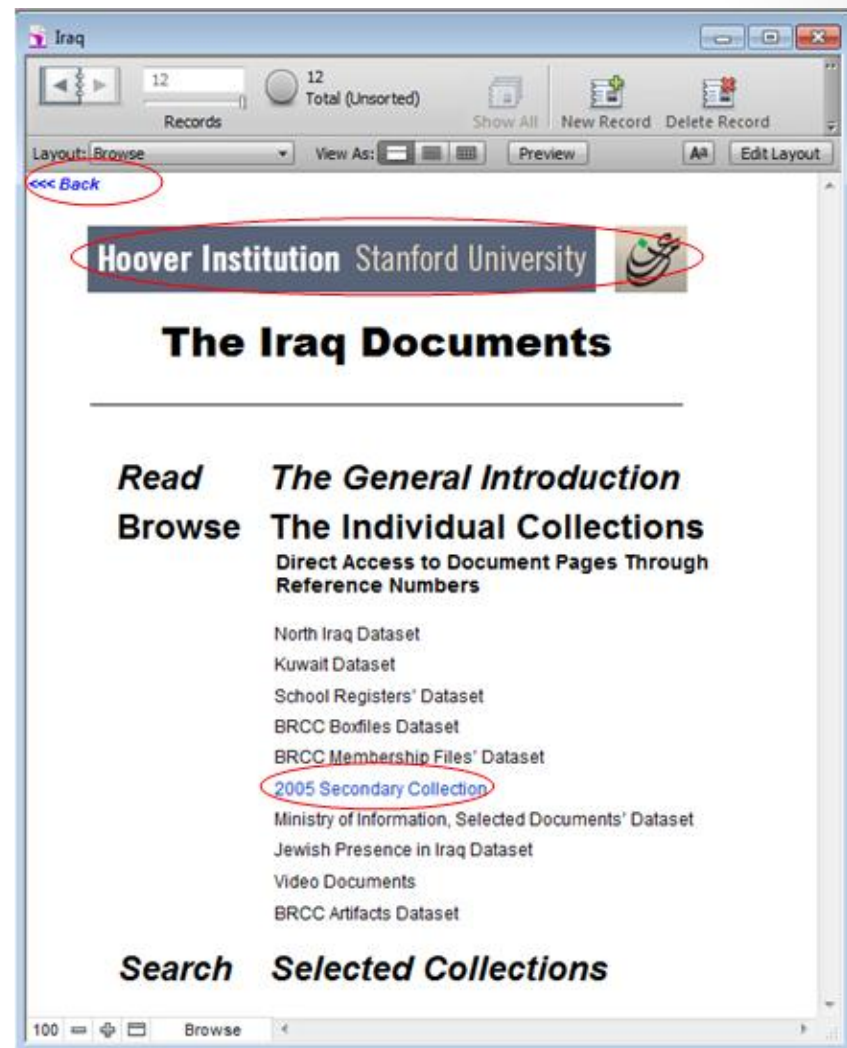


# 2005 Secondary Collection

## Option 2

### Browse Individual Collection

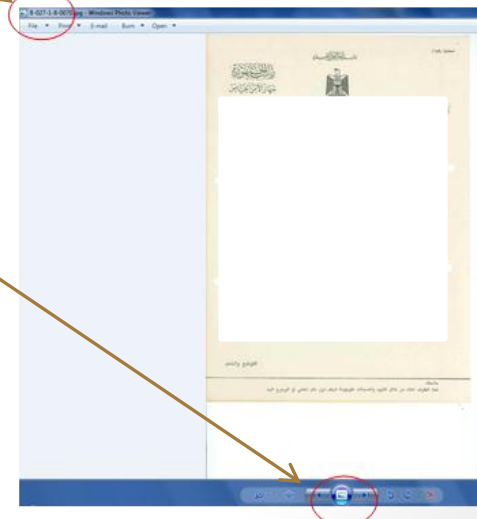
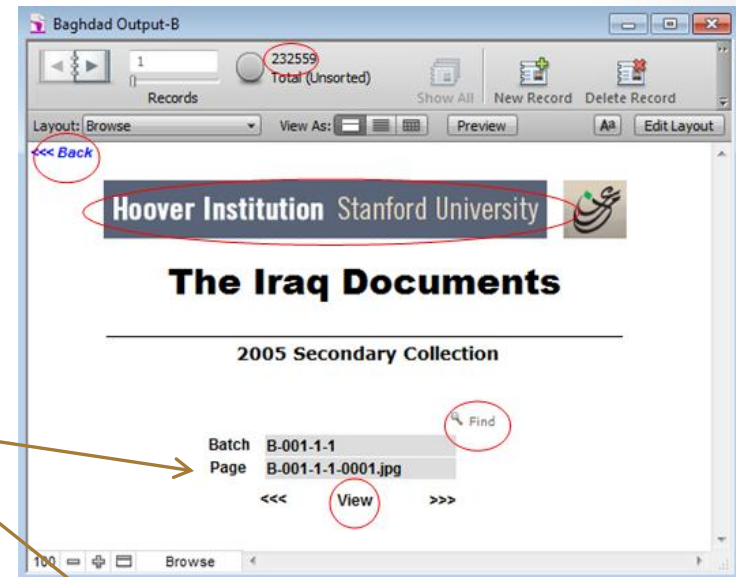
- Click on BROWSE INDIVIDUAL COLLECTION to see a list of the collections.
- Click on one of the collections listed to go through a series of screens that ultimately lead to the documents.
- The next set of screenshots show the screens for each collection and how they work.
- To return to the introductory screen, click on "Hoover Institution" title bar **or on the back button (in the upper left of the screen).**



# Ministry of Information Dataset

## Browse Individual Collection - 2005 Secondary Collection

- Batch/page numbers provide the only access. This is record 1 of 232,559 records. Each represents one page of an Iraqi document.
- Click on VIEW to see the document.
- Please note that the only unique number within the 2005 Secondary Collection is the "Page Number".
- To view a specific batch/page number, click on FIND, enter the number, then hit ENTER.
- Page through the records by clicking on the < and > arrows in the notebook icon.
- To return to the introductory screen, click on the "Hoover Institution" title bar or on the back button (in the upper left of the screen).



# Ministry of Information Dataset



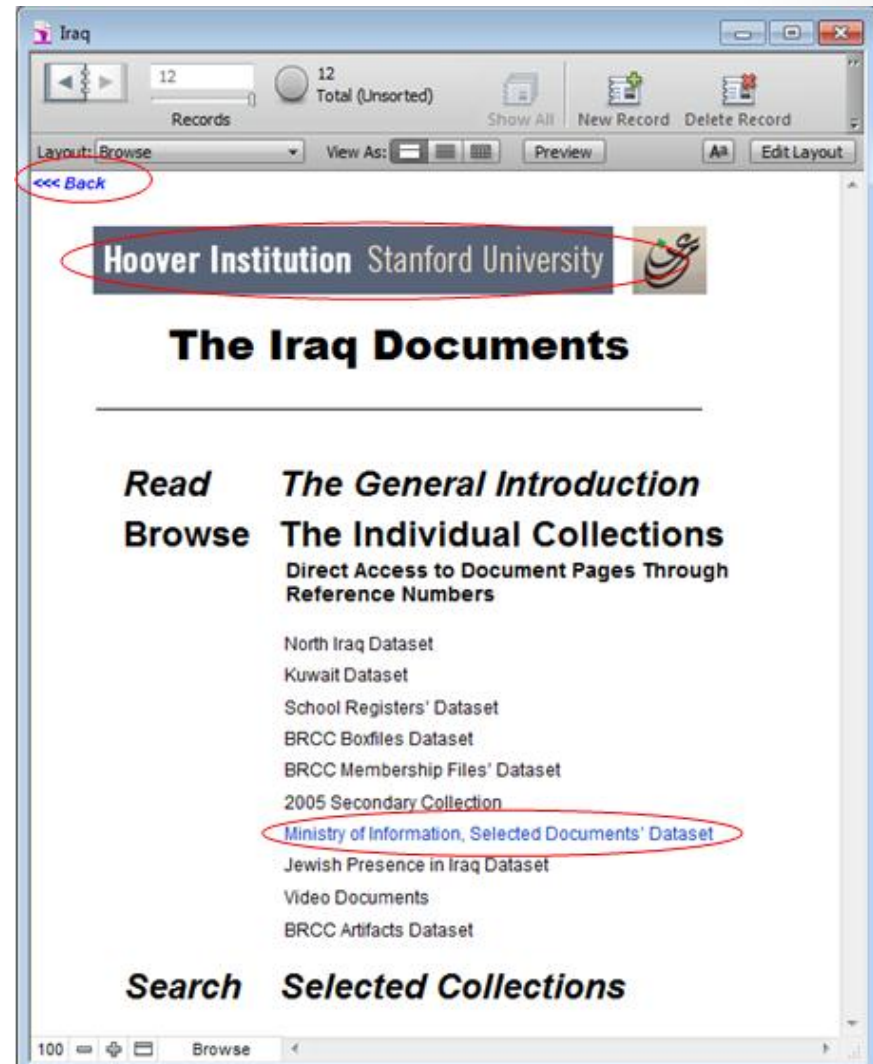
## USER GUIDE

# Ministry of Information Dataset

## Option 2

### Browse Individual Collection

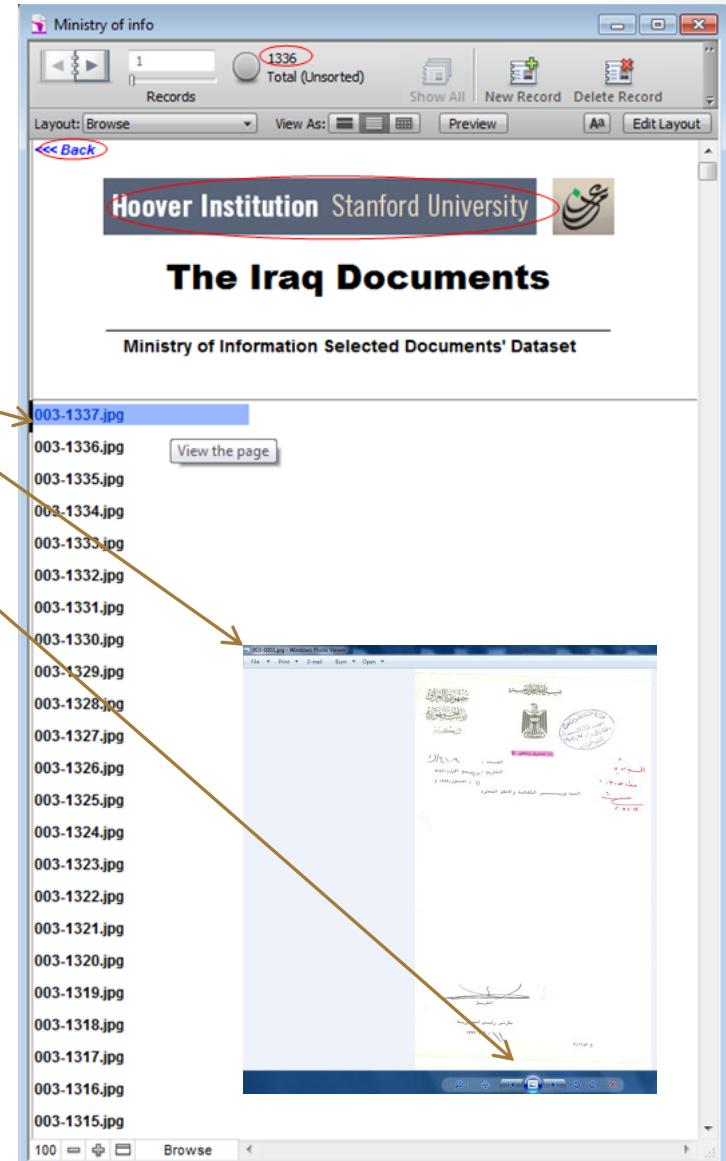
- Click on BROWSE INDIVIDUAL COLLECTION to see a list of the collections.
- Click on one of the collections listed to go through a series of screens that ultimately lead to the documents.
- The next set of screenshots show the screens for each collection and how they work.
- To return to the introductory screen, click on "Hoover Institution" title bar **or on the back button (in the upper left of the screen).**



# Ministry of Information Dataset

## Browse Individual Collection - Ministry of Information Selected Documents Dataset

- There are 1,336 pages of documents in this dataset. Click on a file name to view the document.
- Please note that the only unique number within the 2005 Secondary Collection is the "Page Number".
- Page through the records by clicking on the < and > arrows in the notebook icon.
- To return to the introductory screen, click on the "Hoover Institution" title bar or on the back button (in the upper left of the screen).



# Jewish Presence in Iraq Dataset



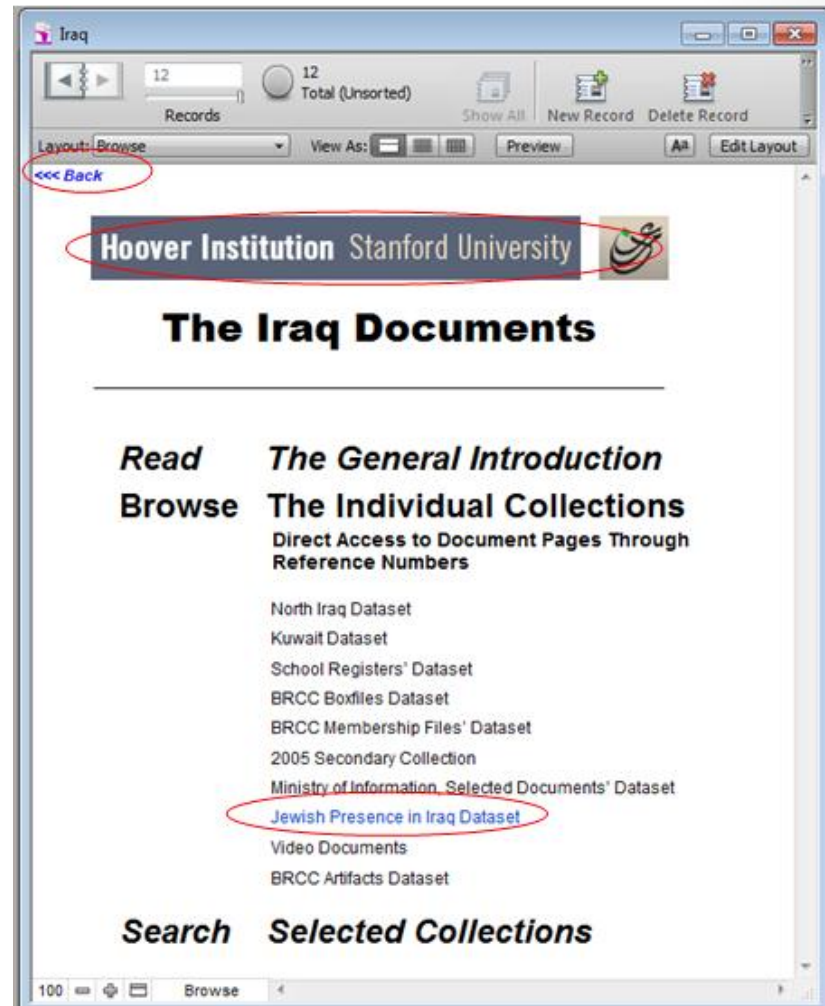
USER GUIDE

# Jewish Presence in Iraq Dataset

## Option 2

### Browse Individual Collection

- Click on BROWSE INDIVIDUAL COLLECTION to see a list of the collections.
- Click on one of the collections listed to go through a series of screens that ultimately lead to the documents.
- The next set of screenshots show the screens for each collection and how they work.
- To return to the introductory screen, click on "Hoover Institution" title bar **or on the back button (in the upper left of the screen).**

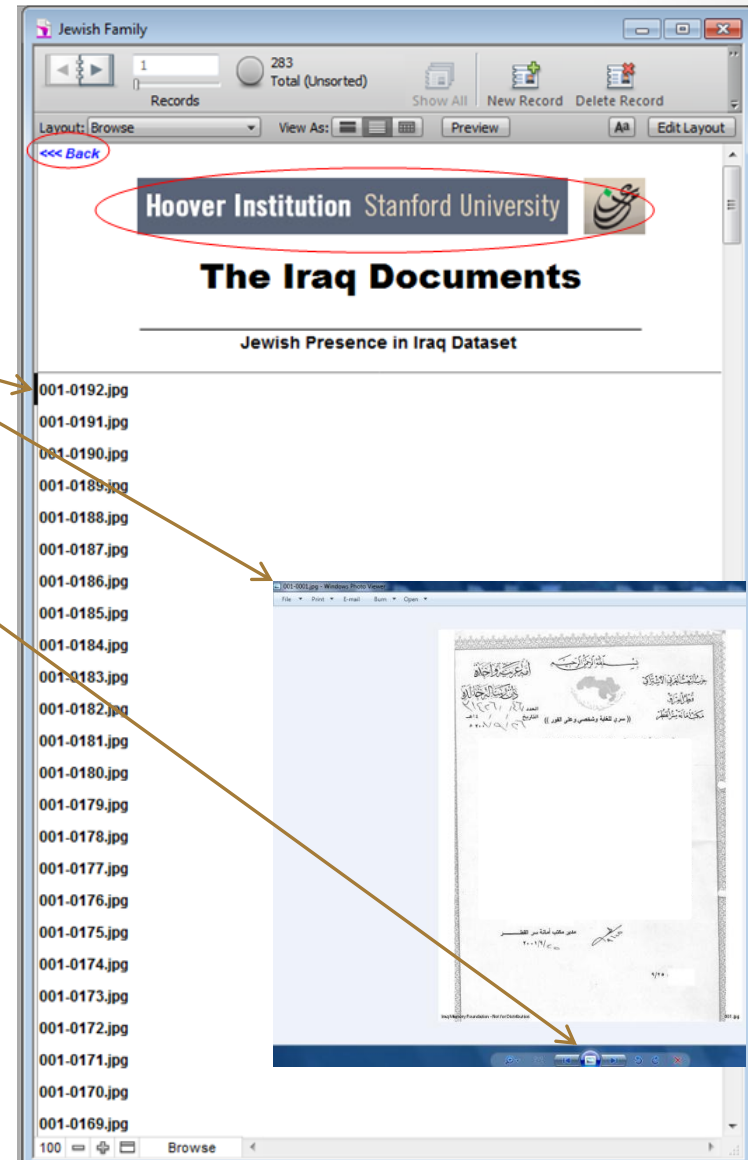




# Jewish Presence in Iraq Dataset

## Browse Individual Collection - Jewish Presence in Iraq Dataset

- There are 283 pages of documents in this dataset. Click on a file name to view the document.
- Please note that the only unique number within the 2005 Secondary Collection is the "Page Number".
- Page through the records by clicking on the < and > arrows in the notebook icon.
- To return to the introductory screen, click on the "Hoover Institution" title bar or on the back button (in the upper left of the screen).



# Video Documents



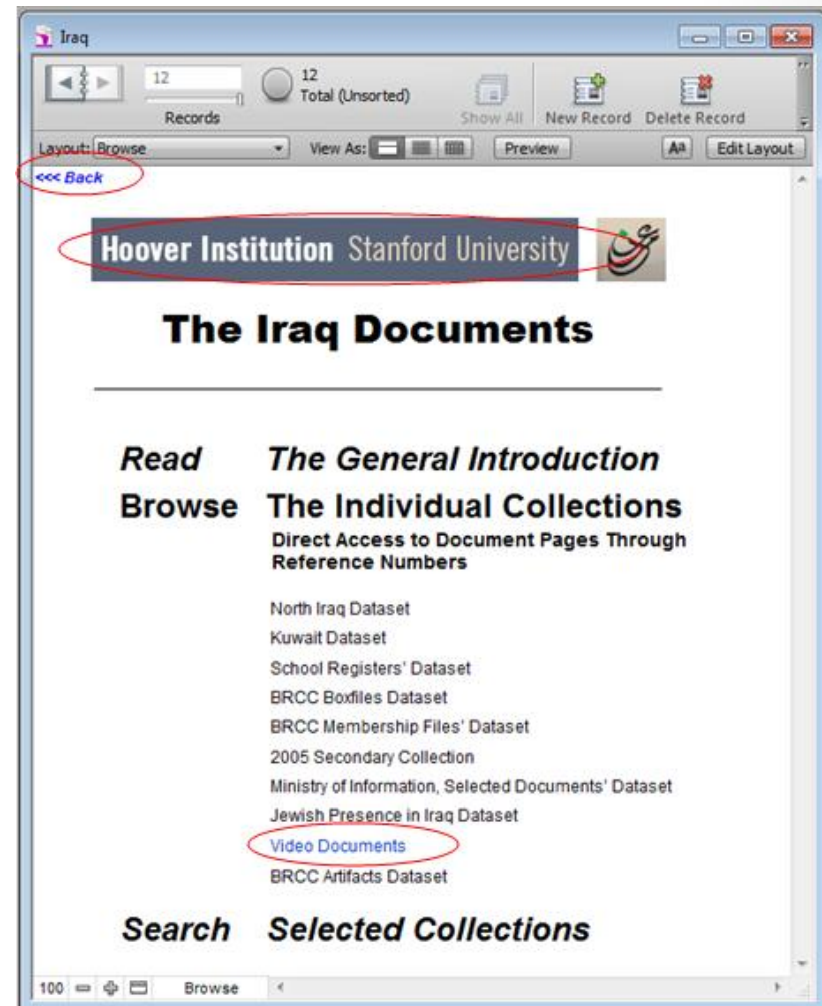
USER GUIDE

# Video Documents

## Option 2

### Browse Individual Collection

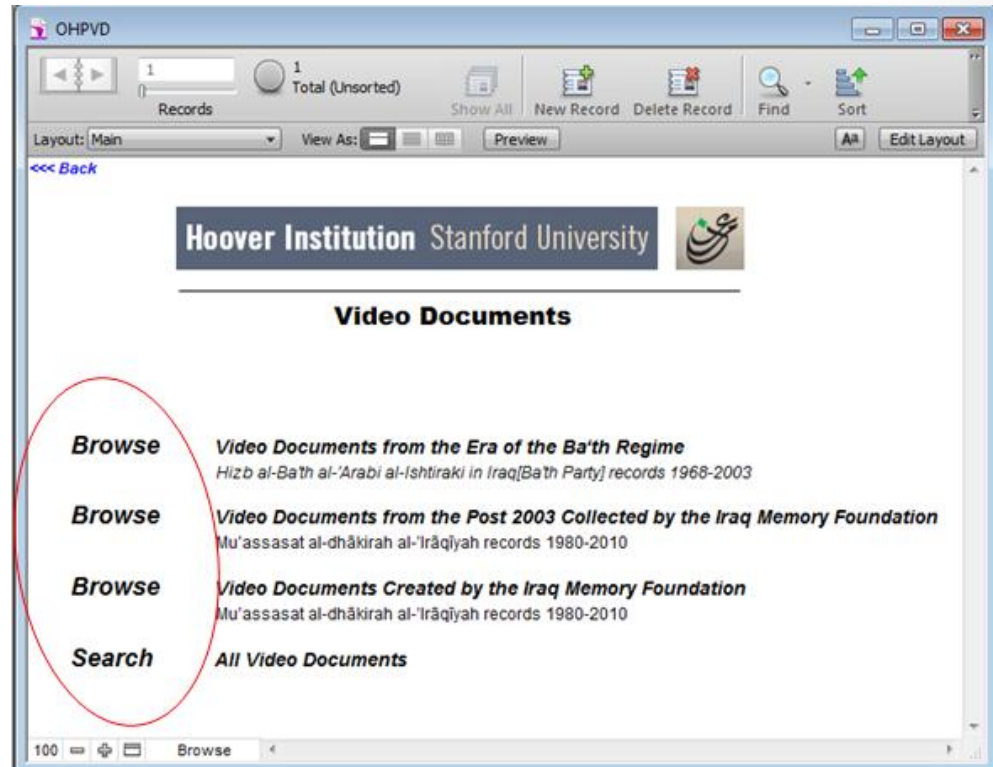
- Click on BROWSE INDIVIDUAL COLLECTION to see a list of the collections.
- Click on one of the collections listed to go through a series of screens that ultimately lead to the documents.
- The next set of screenshots show the screens for each collection and how they work.
- To return to the introductory screen, click on "Hoover Institution" title bar **or on the back button (in the upper left of the screen).**



# Video Documents

## Browse Individual Collection – Video Documents

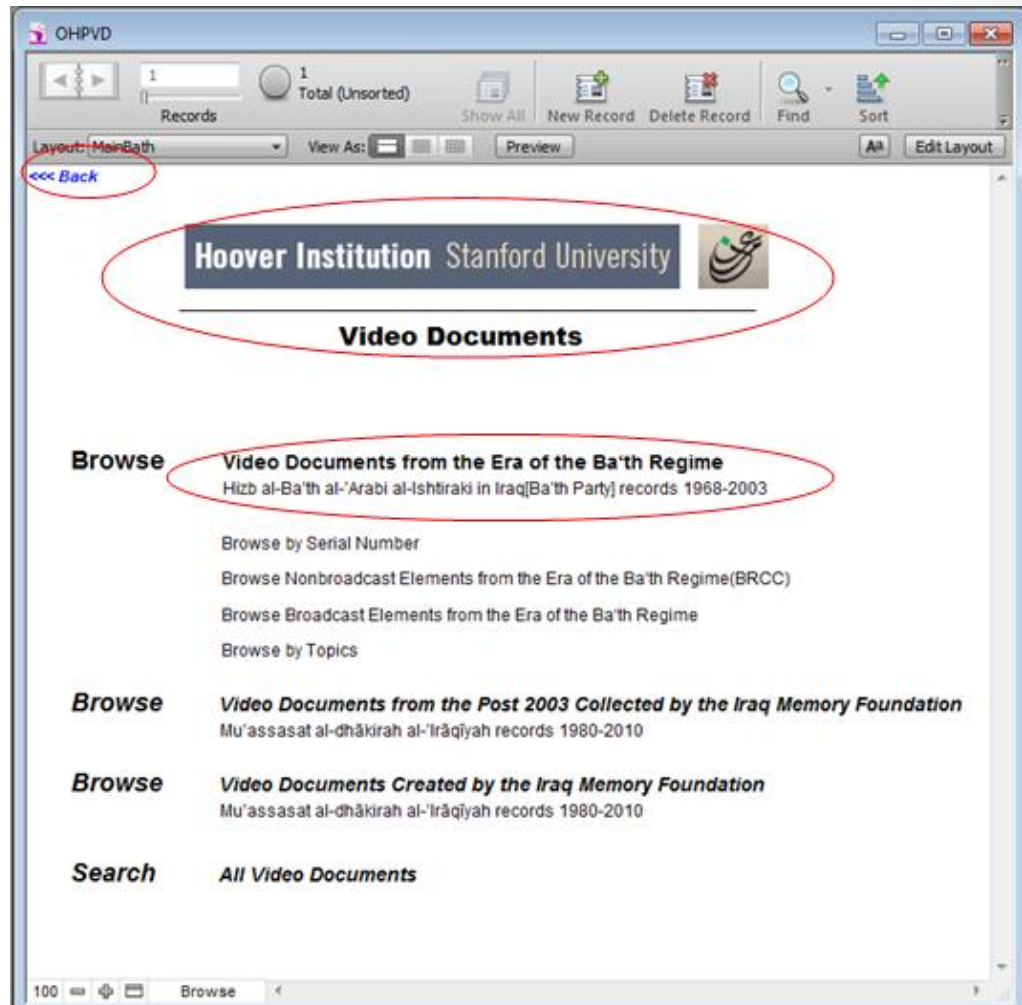
- You have 4 options to choose:
- Browse video documents from the Era of Ba'th Regime-107 videos
- Browse Post 2003 Videos-243 videos
- Browse video documents created by the Iraq Memory Foundation-1274 videos
- Search all video documents
- **BROWSE** and **SEARCH** provide access to documents in the collections.
- To select an option, mouse over it and click.
- To return to the introductory screen, click on the "Hoover Institution" title bar or on the back button (in the upper left of the screen).



# Video Documents

## Browse Video Documents - Video Documents from the Era of Ba'th Regime- 107 videos

- When you click on Browse **Video Documents from the Era of Ba'th Regime** you get this screen. It offers four browse options. Select one by clicking on it.
- To return to the introductory screen, click "Hoover Institution" title bar or on the back button (in the upper left of the screen).



# Video Documents

## Browse Video Documents - Video Documents from the Era of Ba'th Regime-Browse by serial number

- If you click on BROWSE BY SERIAL NUMBER you get this screen. This is record 1 of 107 records, each representing one video.
- The Serial Number that should be logged if you would like to search the page in the future.
- When toggling through the different viewable pages, please use the arrows located on the top left corner of the screen or you can navigate using mouse scroll.
- Click on VIEW to see the video.
- To return to the introductory screen, click on "Hoover Institution" title bar or on the back button (in the upper left of the screen).





# Video Documents

## Browse Video Documents - Video Documents from the Era of Ba'th Regime - Browse by NonBroadcast Element from the Era of the Ba'th Regime.

- If you click on BROWSE BY NonBroadcast Element from the Era of the Ba'th Regime you get this screen. This is record 1 of 28 records, each representing one video.
- The Serial Number that should be logged if you would like to search the page in the future.
- When toggling through the different viewable pages, please use the arrows located on the top left corner of the screen or you can navigate using mouse scroll.
- Click on VIEW to see the video.
- To return to the introductory screen, click on "Hoover Institution" title bar or on the back button (in the upper left of the screen).

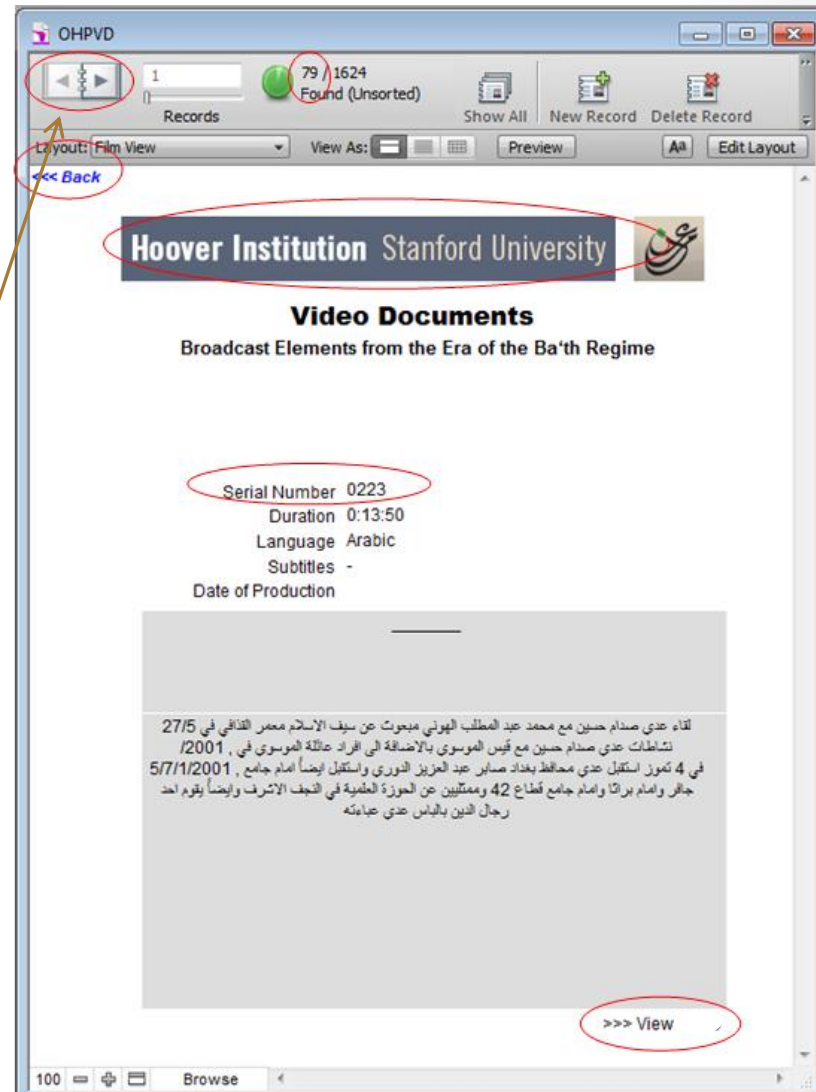




# Video Documents

## Browse Video Documents - Video Documents from the Era of Ba'th Regime - Browse by Broadcast Element from the Era of the Ba'th Regime.

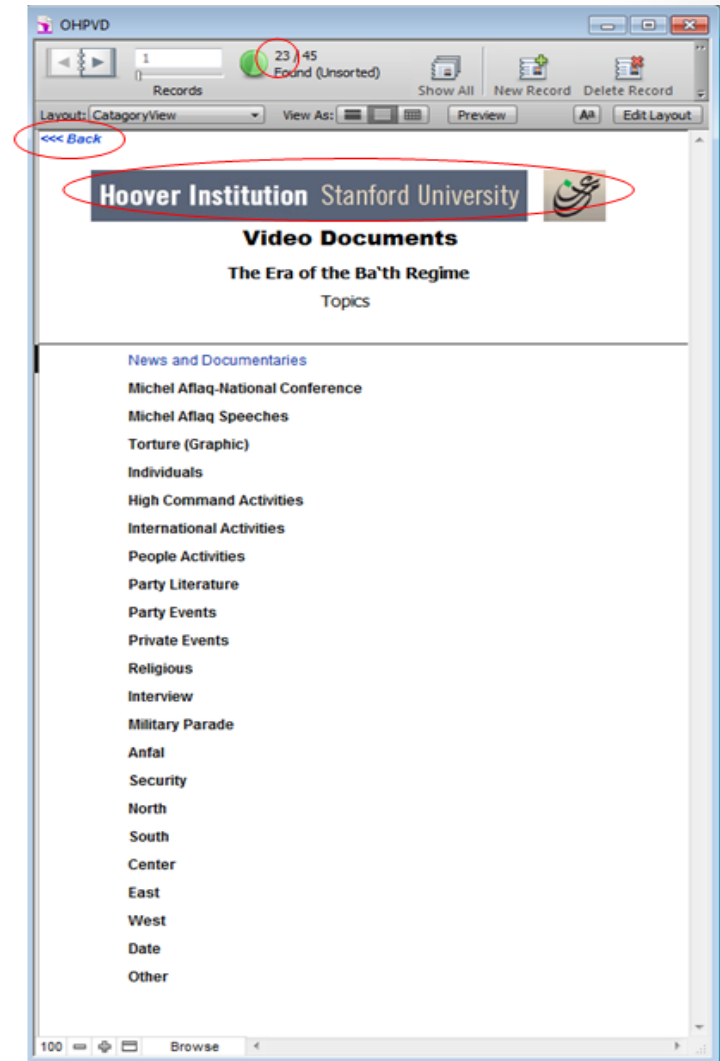
- If you click on BROWSE BY Broadcast Element from the Era of the Ba'th Regime you get this screen. This is record 1 of 79 records, each representing one video that contains several subjects.
- The Serial Number that should be logged if you would like to search the page in the future.
- **When toggling through the different viewable** pages, please use the arrows located on the top left corner of the screen or you can navigate using mouse scroll.
- Click on VIEW to see the video.
- To return to the introductory screen, click on "Hoover Institution" title bar or on the back button (in the upper left of the screen).



# Video Documents

## Browse Video Documents - Video Documents from the Era of Ba'th Regime-Browse by Topics

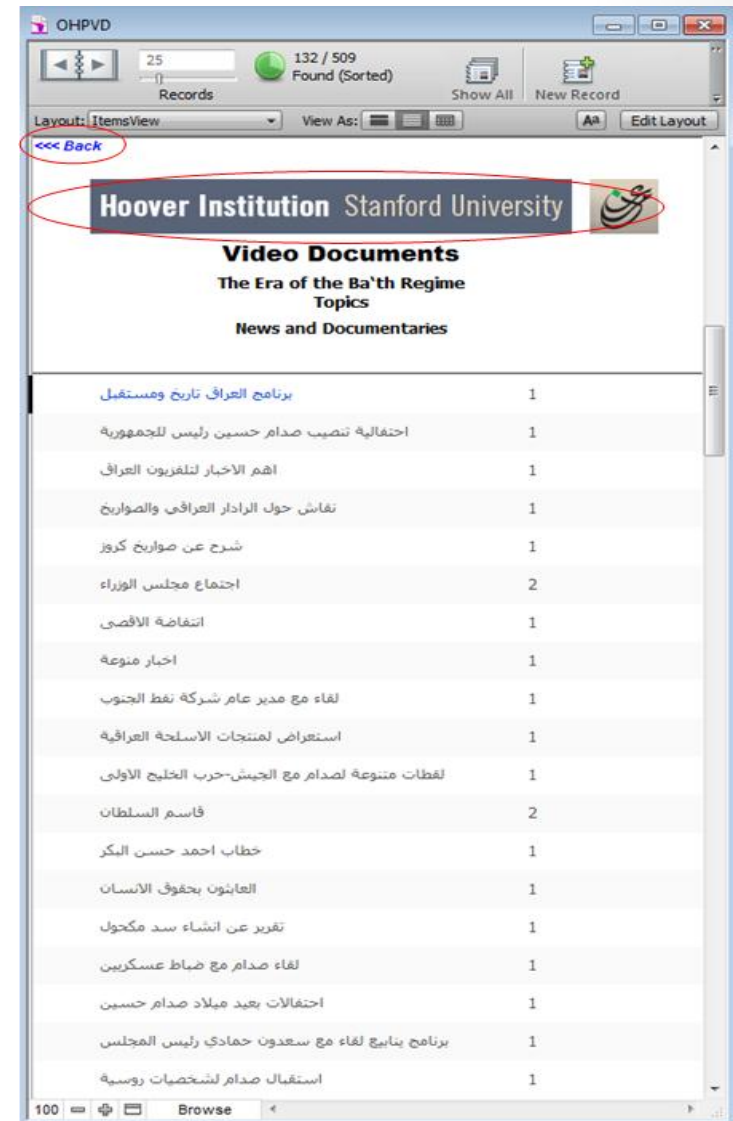
- BROWSE BY TOPICS opens a list of 23 broad topics with the number of detailed entries within it. For example, there are 132 entries in "News and Documentaries."
- To select a topic, click on it.
- To return to the previous screen, click on "Hoover Institution" title bar or on the back button (in the upper left of the screen).



# Video Documents

## Browse Video Documents - Video Documents from the Era of Ba'th Regime-Browse by Topics

- The more detailed entries, and the quantity of Videos associated with each, are listed here. For example, there is 1 entry for "برنامج العراق تاريخ ومستقبل"
- To continue to the Video, click on an entry.
- To return to the previous screen, click on "Hoover Institution" title bar or on the back button (in the upper left of the screen).



# Video Documents

## Browse Video Documents - Video Documents from the Era of Ba'th Regime-Browse by Topics

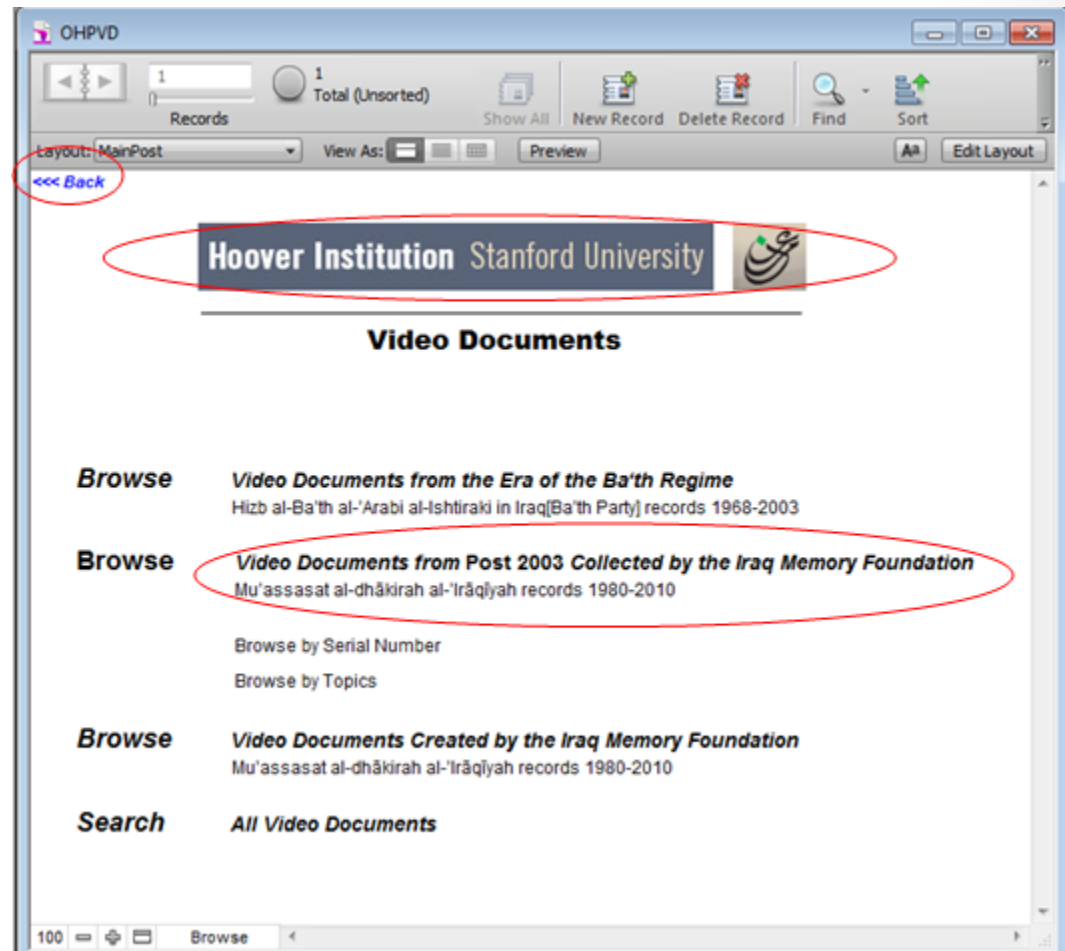
- This screen shows all of the terms used to describe this video.
- Click on VIEW to see the video.
- To return to the previous screen, click on "Hoover Institution" title bar or on the back button (in the upper left of the screen).



# Video Documents

## Browse Video Documents –Video Documents from Post 2003 - 243 videos

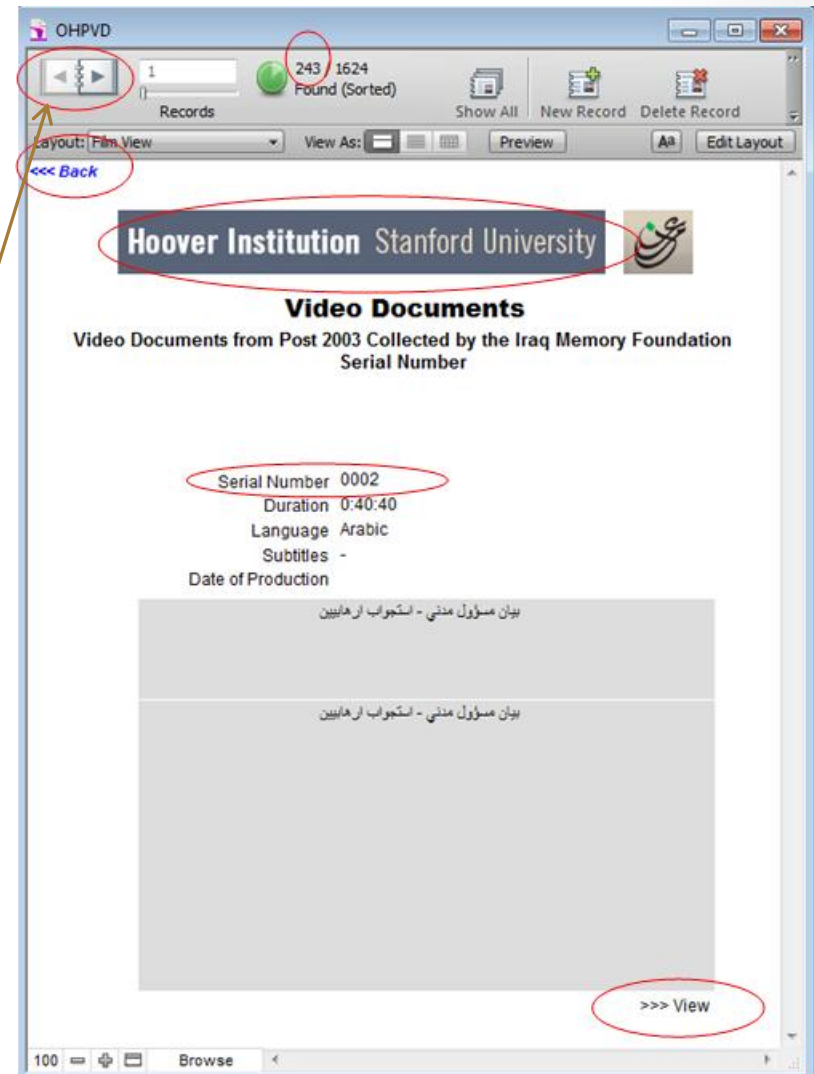
- When you click on **Video Documents Post 2003 Videos** you get this screen. It offers two browse options. Select one by clicking on it.
- To return to the introductory screen, click "Hoover Institution" title bar or on the back button (in the upper left of the screen).



# Video Documents

## Browse Video Documents - Video from the Post 2003- Browse by Serial Number

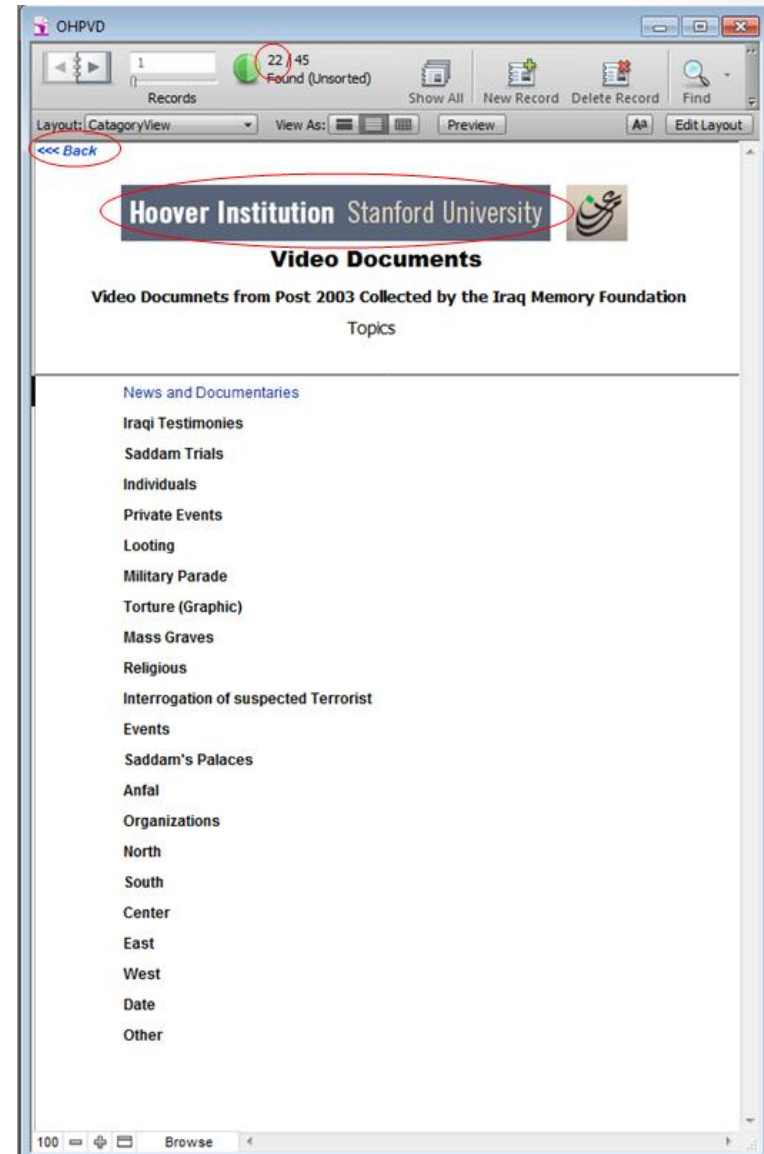
- If you click on BROWSE BY SERIAL NUMBER you get this screen. This is record 1 of 243 records, each representing one video.
- The Serial Number that should be logged if you would like to search this page in the future.
- When toggling through the different viewable pages, please use the arrows located on the top left corner of the screen or you can navigate using mouse scroll.
- Click on VIEW to see the video.
- To return to the introductory screen, click on "Hoover Institution" title bar or on the back button (in the upper left of the screen).



# Video Documents

## Browse Video Documents - Video from the Post 2003- Browse by Topics

- BROWSE BY TOPICS opens a list of 22 broad topics with the number of detailed entries within it. For example, there are 111 entries in "News and Documentaries."
- To select a topic, click on it.
- To return to the previous screen, click on "Hoover Institution" title bar or on the back button (in the upper left of the screen).

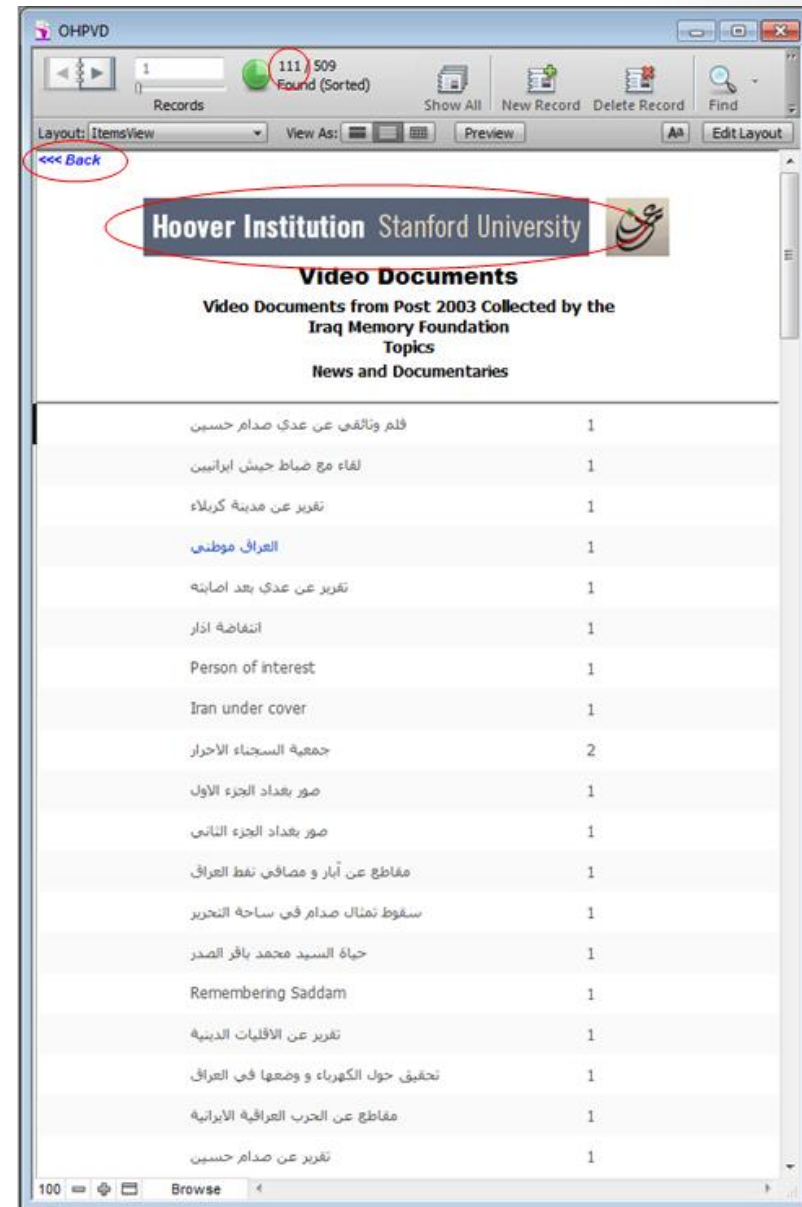




# Video Documents

## Browse Video Documents - Video from the Post 2003- Browse by Topics

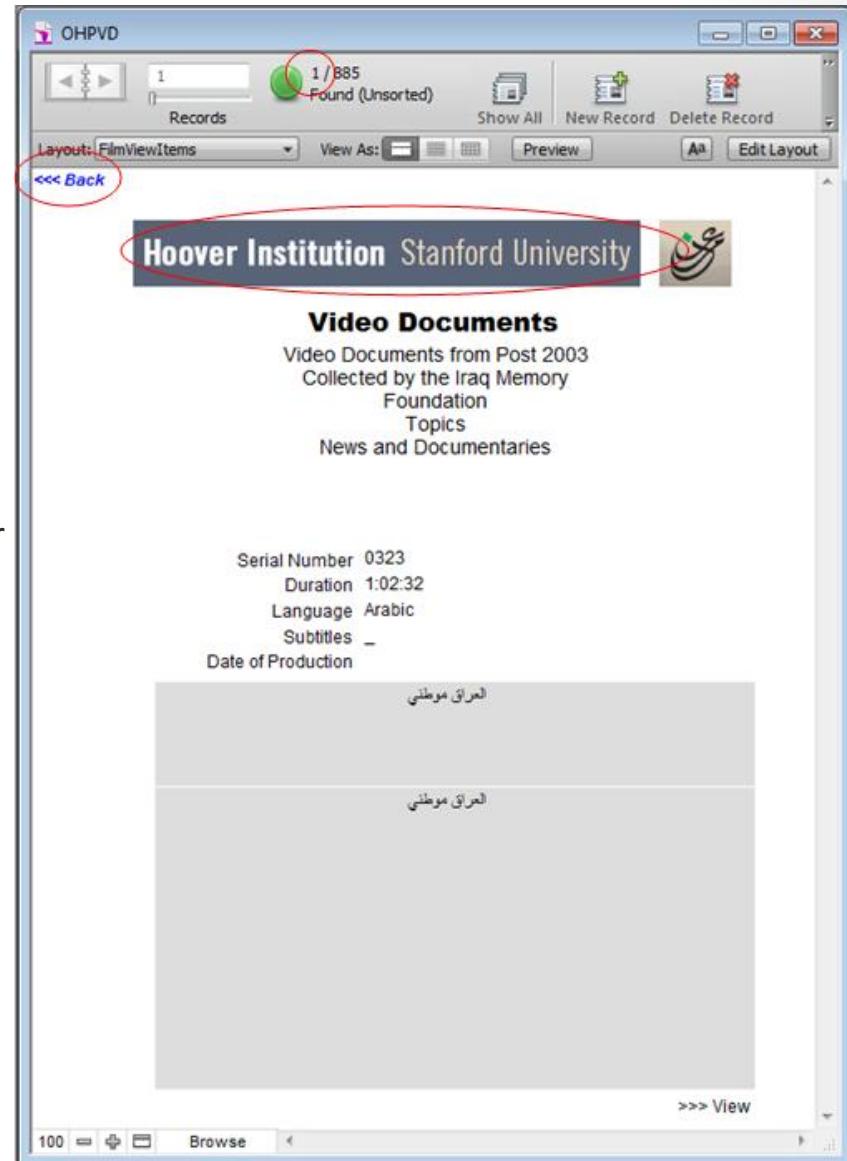
- BROWSE BY TOPICS opens a list of 22 broad topics with the number of detailed entries within it. For example, there are 111 entries in "News and Documentaries."
- To select a topic, click on it.
- To return to the previous screen, click on "Hoover Institution" title bar or on the back button (in the upper left of the screen).



# Video Documents

## Browse Video Documents – Video Documents from the Post 2003-Browse by Topics

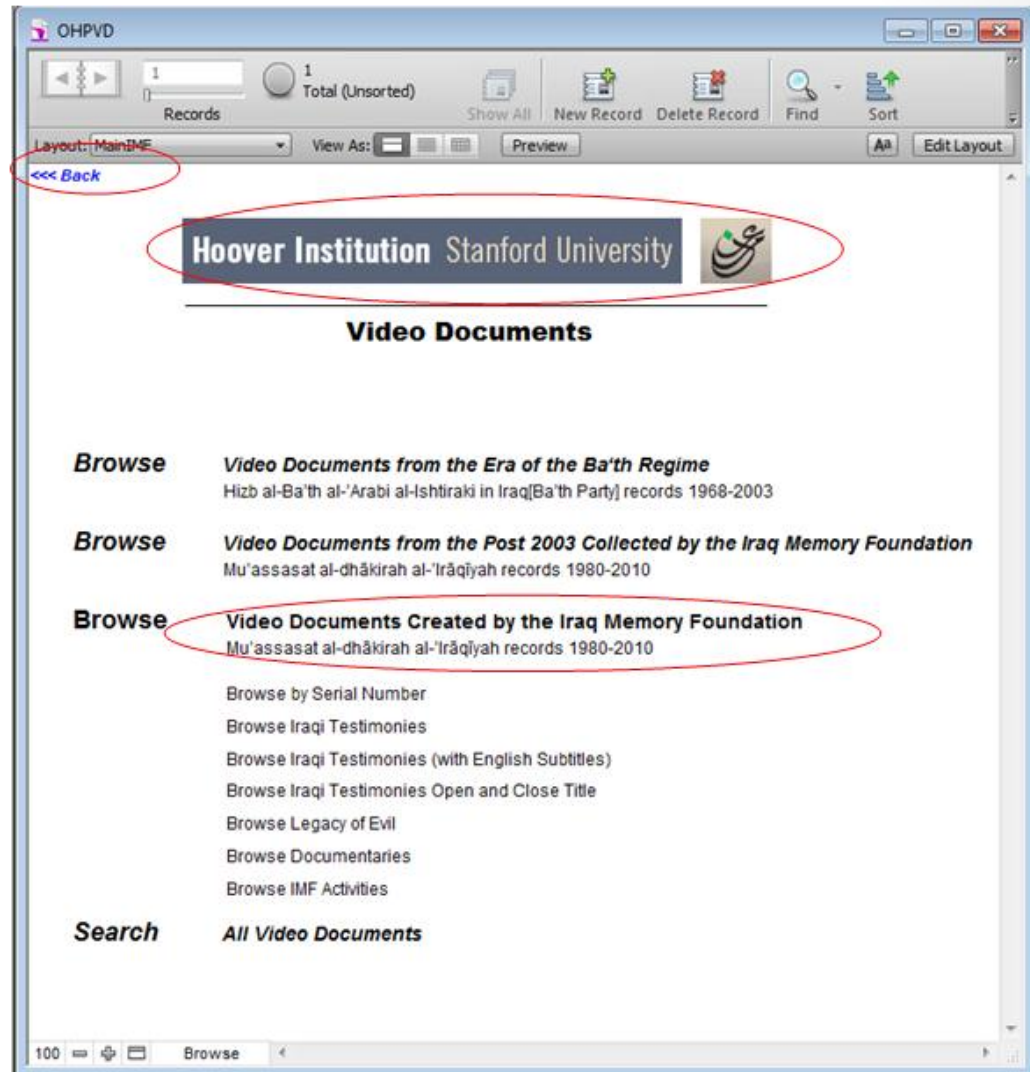
- This screen shows all of the terms used to describe this video.
- Click on VIEW to see the video.
- To return to the previous screen, click on "Hoover Institution" title bar or on the back button (in the upper left of the screen).



# Video Documents

## Browse Video Documents – Video Documents Created by the Iraq Memory Foundation Videos-1274 videos

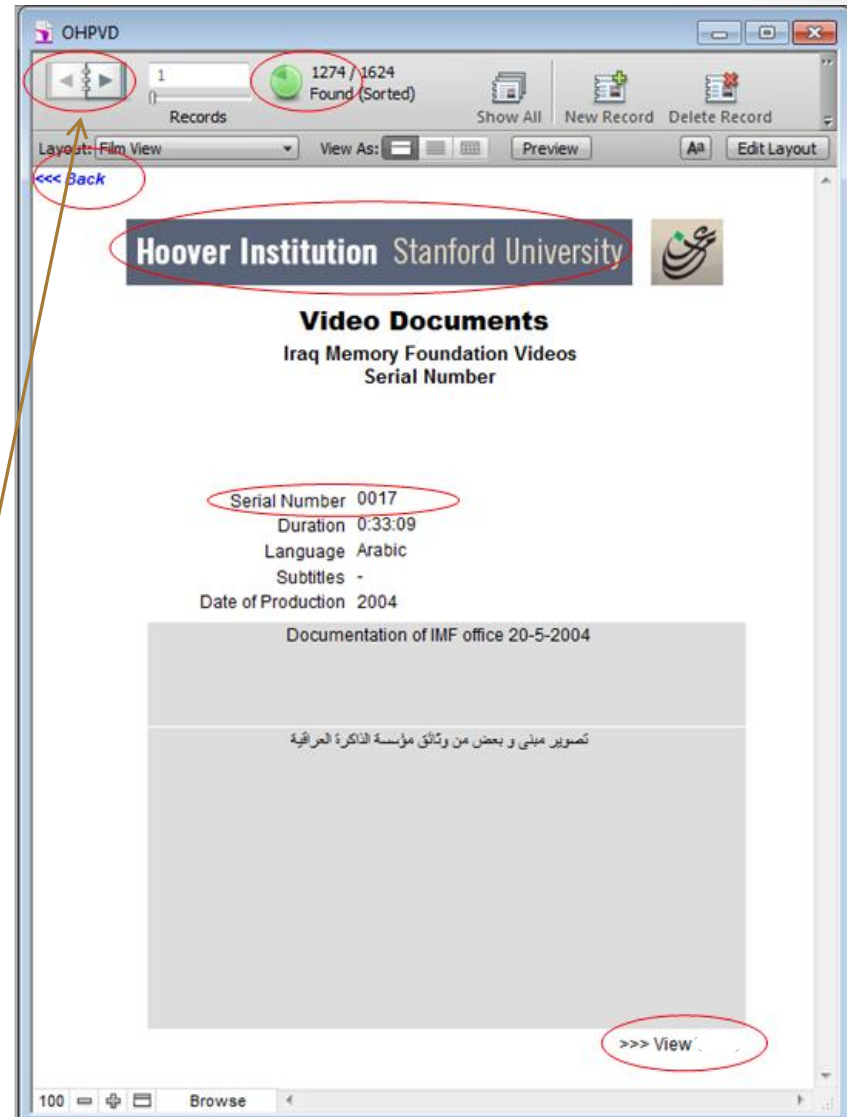
- When you click on **Video Documents Created by the Iraq Memory Foundation Videos** you get this screen. It offers several browse options. Select one by clicking on it.
- To return to the introductory screen, click "Hoover Institution" title bar or on the back button (in the upper left of the screen).



# Video Documents

## Browse Video Documents– Video Documents Created by the Iraq Memory Foundation Videos-Browse by Serial Number

- If you click on BROWSE BY SERIAL NUMBER you get this screen. This is record 1 of 1274 records, each representing one video.
- The Serial Number that should be logged if you would like to search this page in the future.
- When toggling through the different viewable pages, please use the arrows located on the top left corner of the screen or you can navigate using mouse scroll.
- Click on VIEW to see the video.
- To return to the introductory screen, click on "Hoover Institution" title bar or on the back button (in the upper left of the screen).



# Video Documents

## Browse Video Documents - Video Documents Created by the Iraq Memory Foundation Videos -Browse by Iraqi Testimonies

- BROWSE BY Iraqi Testimonies show this screen. This is record 1 of 190 records; each representing one Iraqi Testimonies has several videos.
- The Serial Number that should be logged if you would like to search the page in the future.
- When toggling through the different viewable pages, please use the arrows located on the top left corner of the screen or you can navigate using mouse scroll.
- Click on different tab to view more information
- Click on the Serial Number to view the video.
- When toggling through the videos, please use the arrows or you can navigate using mouse scroll.
- Click on ( نص الشهادة ، البحث ) fields will show a pdf files. File (نص الشهادة) is the script of the 10 minutes master, and the a research document (البحث) about the victim created by Iraq Memory Foundation before the interview was held.
- To return to the previous screen, click on "Hoover Institution" title bar or on the back button (in the upper left of the screen).

OHPVD

Records 190 Total (Unsorted)

Show All New Record Delete Record Find Sort

Layout: MainTestimonies View As: Preview

Back

Hoover Institution Stanford University

Video Documents

Iraq Memory Foundation Videos

Iraqi Testimonies

Testimony Metadata Interrogation of the accused Personal Info of the accused Profile

حسن يوسف صقر علي ربيعة

Serial Number	Duration	Language	Subtitles	Date of Production	Type of Production	Title
0706	1:03:29	1-Arabic2-	-	2005	Master	tape 1-41-Husain
0455	0:41:35	1-Arabic2-	-	2005	Master	
0114	0:19:50	Arabic	-	2005	Rushes	Husain yousef
0113	0:39:44	Arabic	-	2005	Rushes	Husain yousef
0112	0:35:42	Arabic	-	2005	Rushes	Husain yousef

\* Please note that some of Type of Production-type Master contains more than one interview. Therefore you need to forward through the digital file to reach your desired interview.

100 Browse

Hoover Institution Stanford University

Video Documents

Iraq Memory Foundation Videos

Iraqi Testimonies

Testimony Metadata Interrogation of the accused Personal Info of the accused Profile

Serial Number Duration Language Subtitles Date of Production Type of Production Title

0706 1:03:29 1-Arabic2- - 2005 Master tape 1-41-Husain

0455 0:41:35 1-Arabic2- - 2005 Master

0114 0:19:50 Arabic - 2005 Rushes Husain yousef

0113 0:39:44 Arabic - 2005 Rushes Husain yousef

0112 0:35:42 Arabic - 2005 Rushes Husain yousef

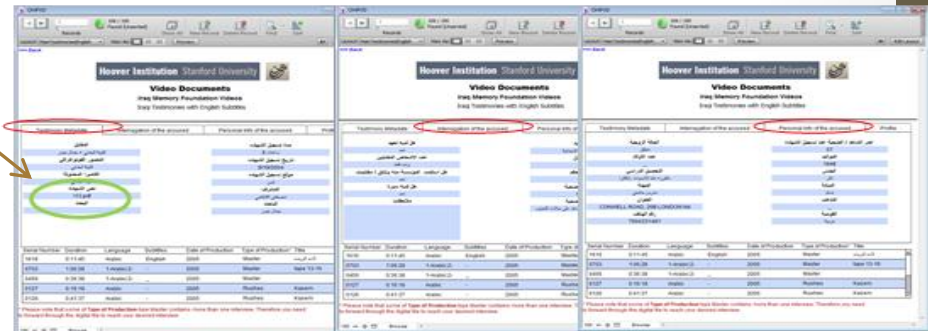
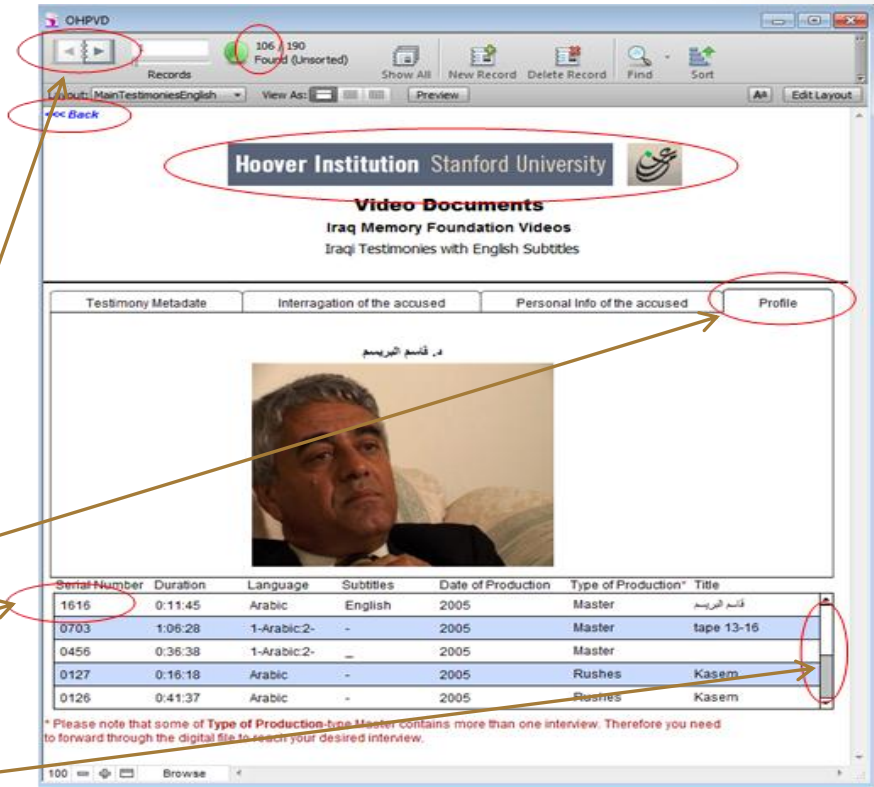
\* Please note that some of Type of Production-type Master contains more than one interview. Therefore you need to forward through the digital file to reach your desired interview.



# Video Documents

## Browse Video Documents - Video Documents Created by the Iraq Memory Foundation Videos -Browse by Iraqi Testimonies (with English Subtitles)

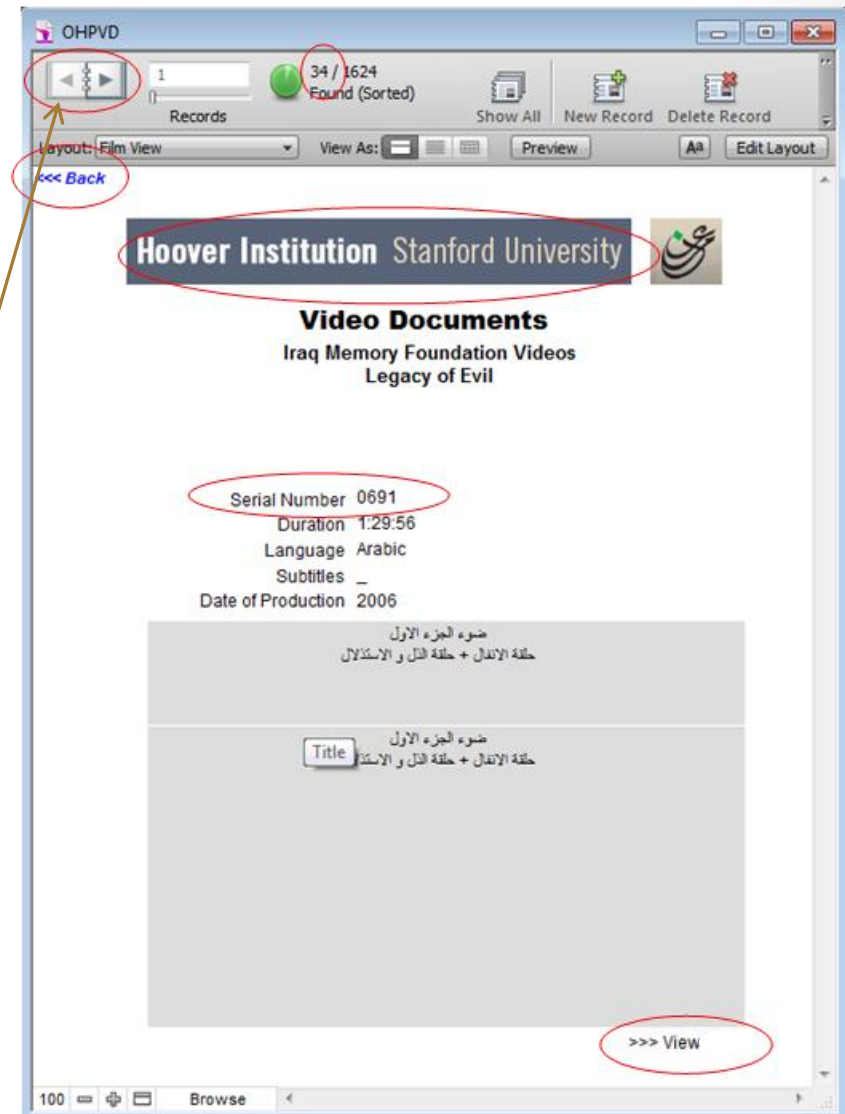
- BROWSE BY Iraqi Testimonies (with English subtitles) show this screen. This is record 1 of 106 records; each representing one Iraqi Testimonies has several videos.
- The Serial Number that should be logged if you would like to search the page in the future.
- When toggling through the different viewable pages, please use the arrows located on the top left corner of the screen or you can navigate using mouse scroll.
- Click on different tap to view more information.
- Click on the Serial Number to view the video
- When toggling through the videos, please use the arrows or you can navigate using mouse scroll.
- Click on ( نص الشهادة ، البحث ) fields will show a pdf files. File (نص الشهادة) is the script of the 10 minutes master, and the a research document (البحث) about the victim created by Iraq Memory Foundation before the interview was held.
- To return to the previous screen, click on "Hoover Institution" title bar or on the back button (in the upper left of the screen).



# Video Documents

## Browse Video Documents - Video Documents Created by the Iraq Memory Foundation Videos -Browse by Legacy of Evil.

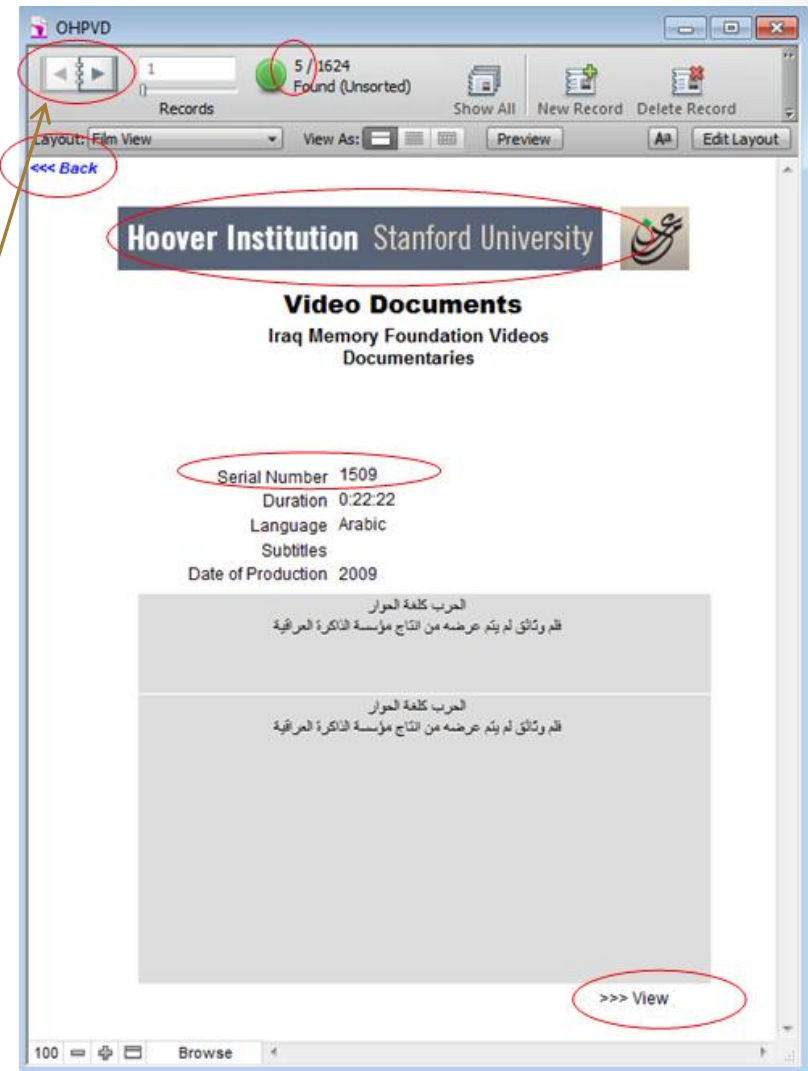
- If you click on BROWSE BY **Legacy of Evil** you get this screen. This is record 1 of 34 records; each representing one video file contains several episodes.
- The Serial Number that should be logged if you would like to search the page in the future.
- When toggling through the different viewable pages, please use the arrows located on the top left corner of the screen or you can navigate using mouse scroll.
- Click on VIEW to see the video.
- To return to the introductory screen, click on "Hoover Institution" title bar or on the back button (in the upper left of the screen).



# Video Documents

## Browse Video Documents - Video Documents Created by the Iraq Memory Foundation Videos -Browse by Documentaries.

- If you click on **BROWSE BY Documentaries** you get this screen. This is record 1 of 5 records; each representing one video.
- The Serial Number that should be logged if you would like to search the page in the future.
- When toggling through the different viewable pages, please use the arrows located on the top left corner of the screen or you can navigate using mouse scroll.
- Click on **VIEW** to see the video.
- To return to the introductory screen, click on "Hoover Institution" title bar or on the back button (in the upper left of the screen).

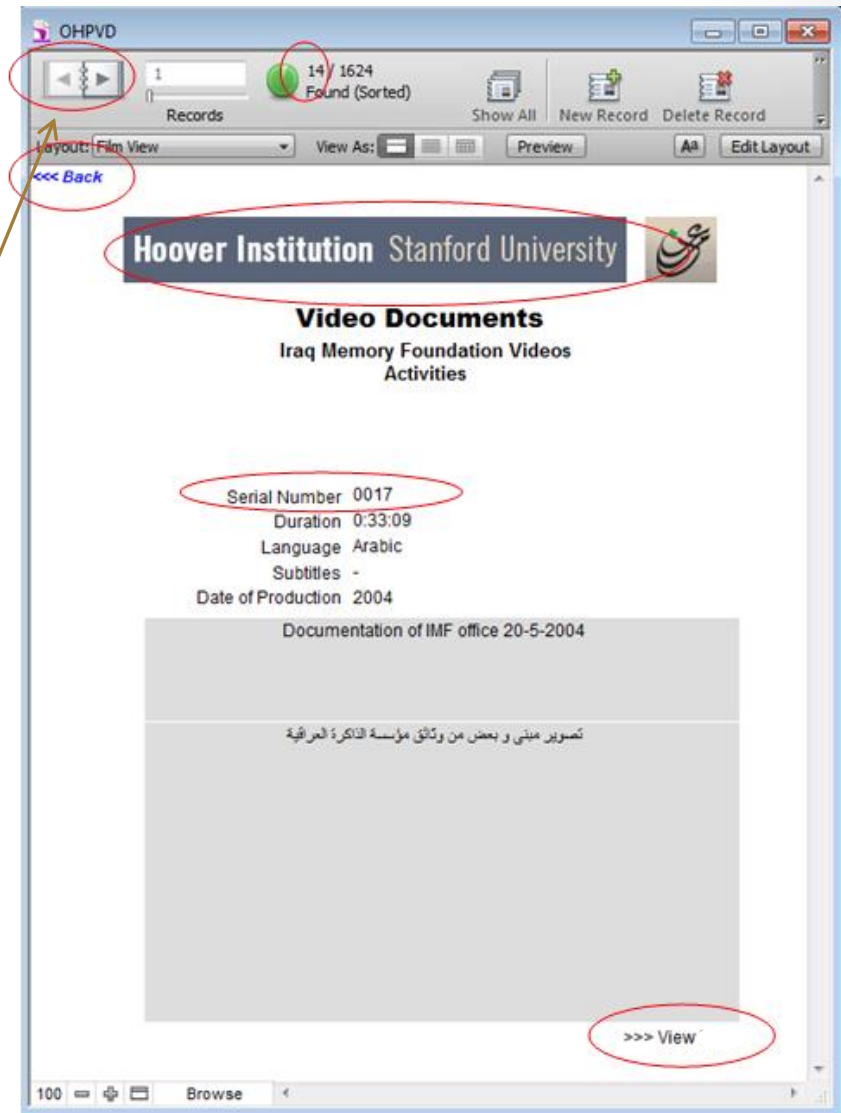




# Video Documents

## Browse Video Documents - Video Documents Created by the Iraq Memory Foundation Videos -Browse by IMF Activities.

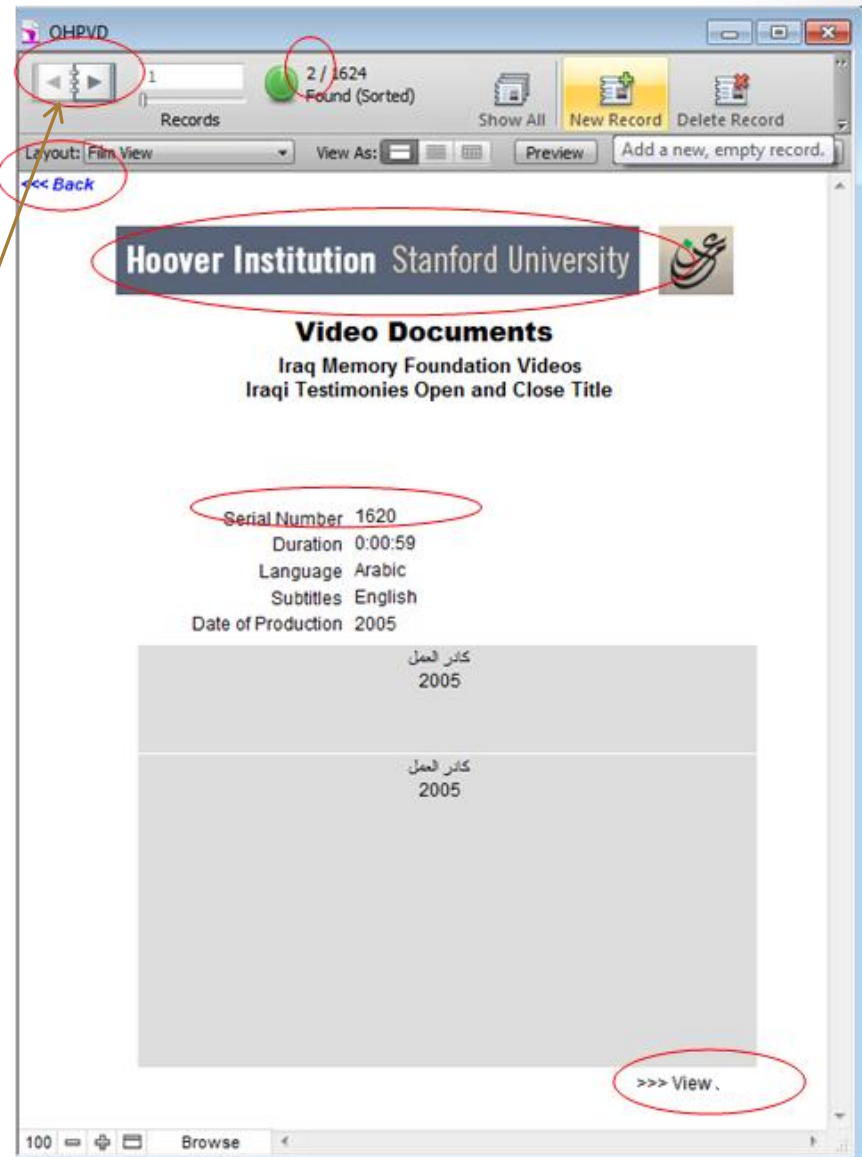
- If you click on **BROWSE BY IMF Activities** you get this screen. This is record 1 of 14 records; each representing one video.
- The Serial Number that should be logged if you would like to search this page in the future.
- When toggling through the different viewable pages, please use the arrows located on the top left corner of the screen or you can navigate using mouse scroll.
- Click on **VIEW** to see the video.
- If view does not start a video, that video is closed, only the data about the video is open.
- To return to the introductory screen, click on "Hoover Institution" title bar or on the back button (in the upper left of the screen).



# Video Documents

**Browse Video Documents - Video Documents Created by the Iraq Memory Foundation Videos -Browse by Iraqi Testimonies Open and Close Title.**

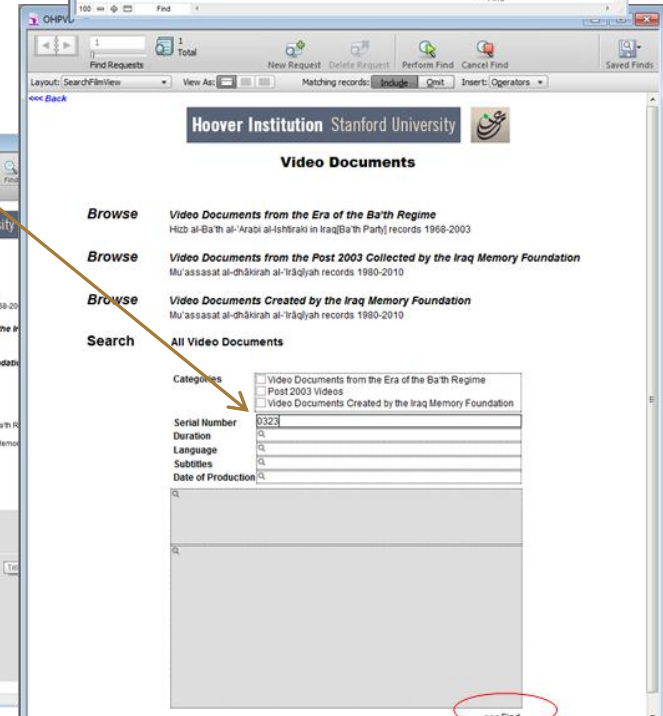
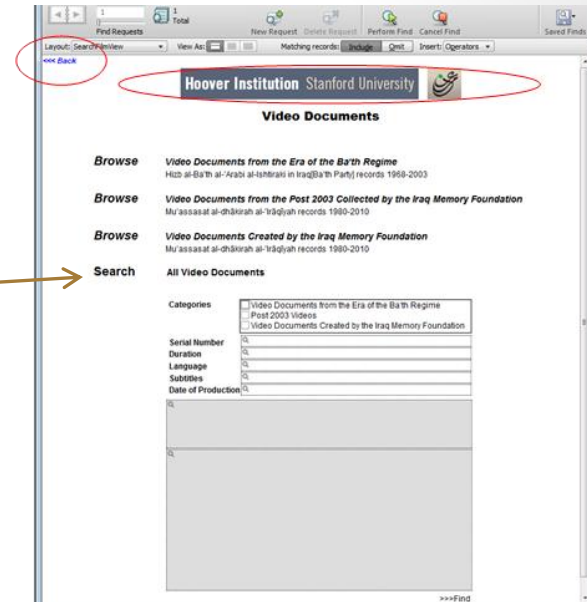
- If you click on **BROWSE BY Iraqi Testimonies Open and Close Title** you get this screen. This is record 1 of 2 records; each representing one video.
- The Serial Number that should be logged if you would like to search this page in the future.
- When toggling through the different viewable pages, please use the arrows located in the top left corner of the screen or you can navigate using mouse scroll.
- Click on **VIEW** to see the video.
- To return to the introductory screen, click on "Hoover Institution" title bar or on the back button (in the upper left of the screen).



# Video Documents

## Browse Video Documents – Search All Video Documents

- If you click on **Search All Video Documents** you get this screen.
- Enter words(in Arabic or English) or Serial Numbers in the searchable fields, such as "0323" and then click on Find.
- When toggling through the find result, please use the arrows located on the top left corner of the screen or you can navigate using mouse scroll.
- Click on VIEW to see the video.
- To return to the introductory screen, click on "Hoover Institution" title bar or on the back button (in the upper left of the screen).



# BRCC Artifacts Dataset



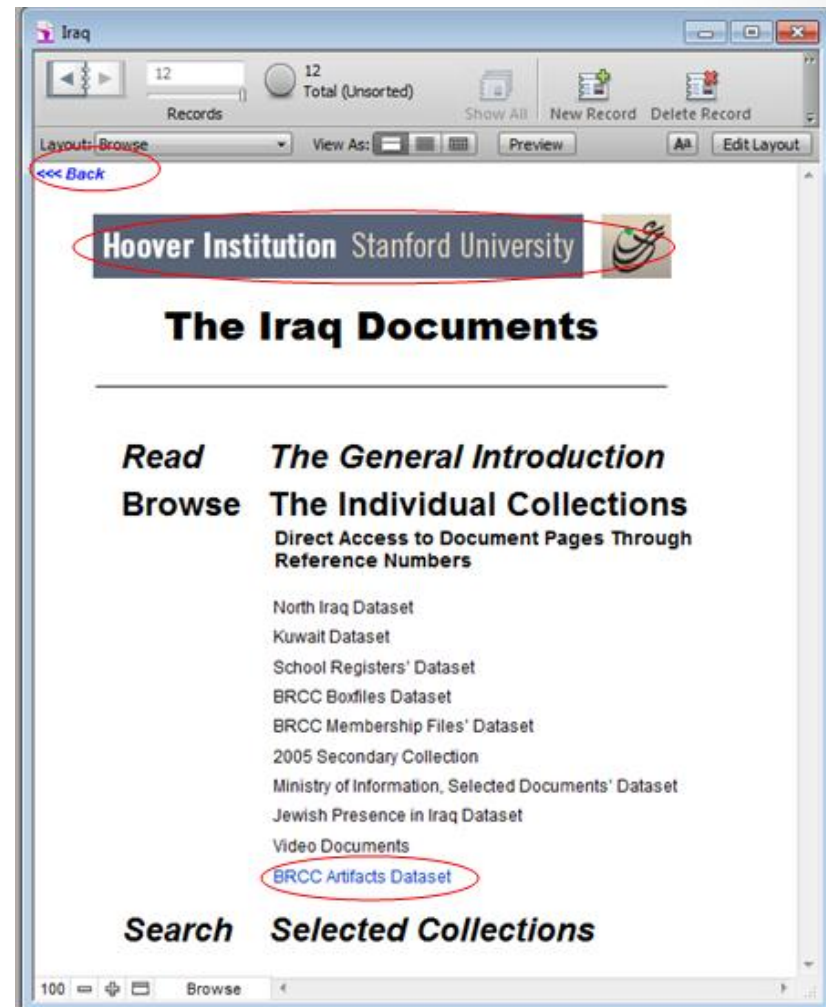
## USER GUIDE

# BRCC Artifacts Dataset

## Option 2

### Browse Individual Collection

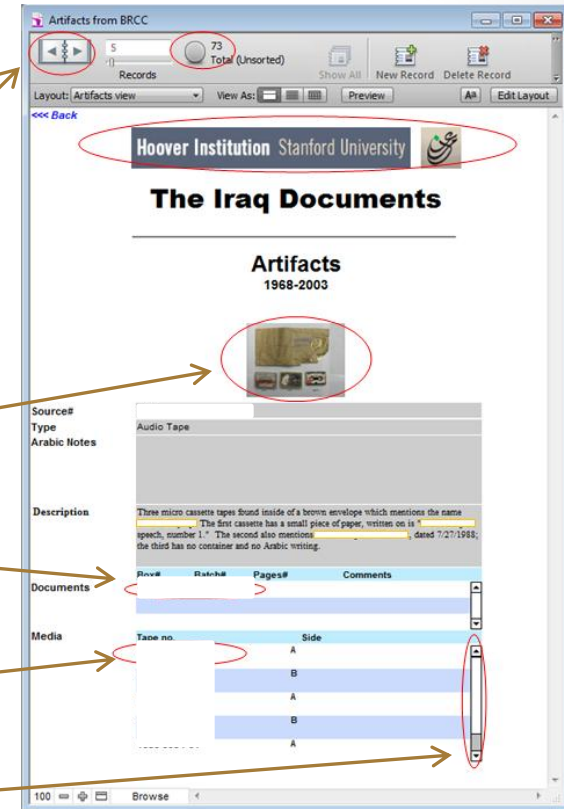
- Click on BROWSE INDIVIDUAL COLLECTION to see a list of the collections.
- Click on one of the collections listed to go through a series of screens that ultimately lead to the documents.
- The next set of screenshots show the screens for each collection and how they work.
- To return to the introductory screen, click on "Hoover Institution" title bar **or on the back button (in the upper left of the screen).**



# BRCC Artifacts Dataset

## Browse Individual Collection – BRCC Artifacts Dataset

- When you click on Browse **BRCC Artifacts Dataset** you get this screen. It shows 73 items of artifacts.
- Page through the numbers by clicking on the < and > arrows in the notebook icon.
- Click on the Image to view a snapshot of the item.
- Click on the Box# to view the documents related to the Artifact, check the windows below.
- Click on the media/tape no. to play the audio/video files
- When toggling through the Media (Audio/Video), please use the arrows or you can navigate using mouse scroll.
- To return to the previous screen, click on "Hoover Institution" title bar or on the back button (in the upper left of the screen).



# Search

Hoover Institution Stanford University



## **The Iraq Documents**

### USER GUIDE

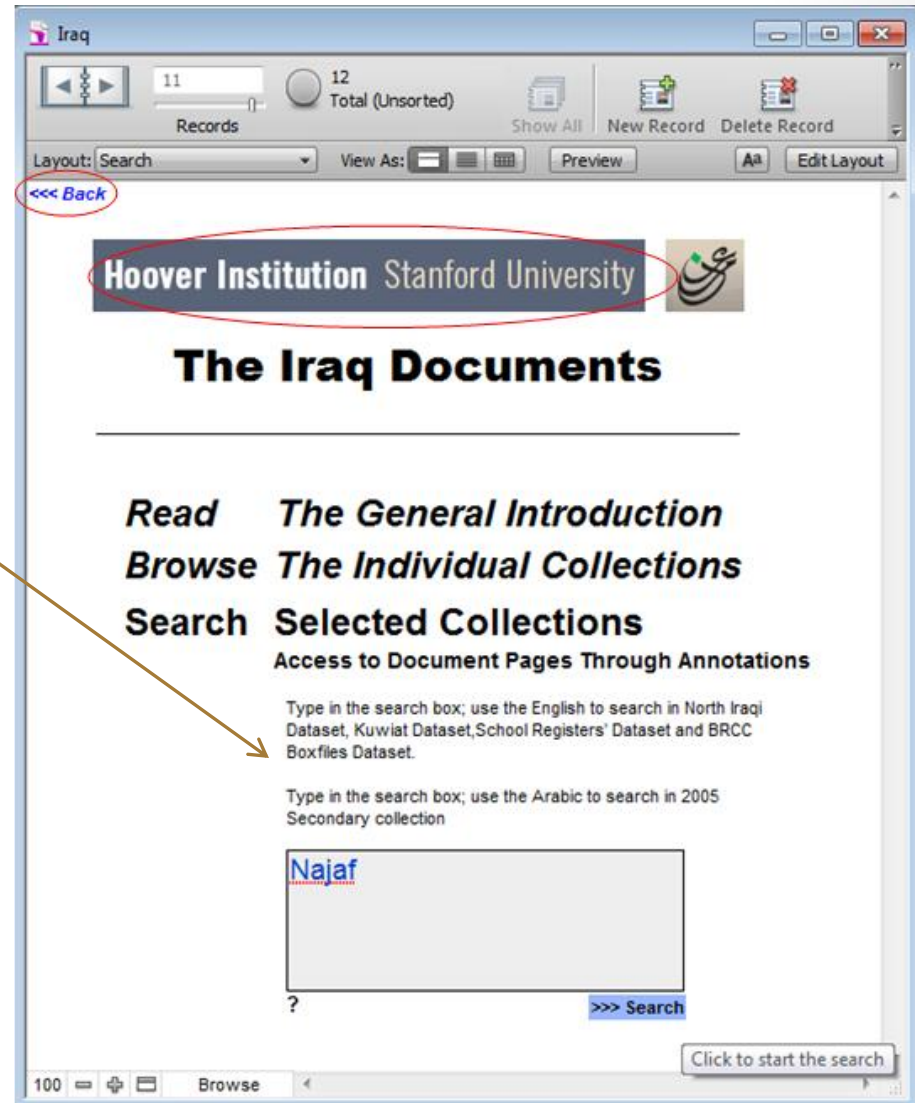


# Search

## Option 3

### Search Selected Collections

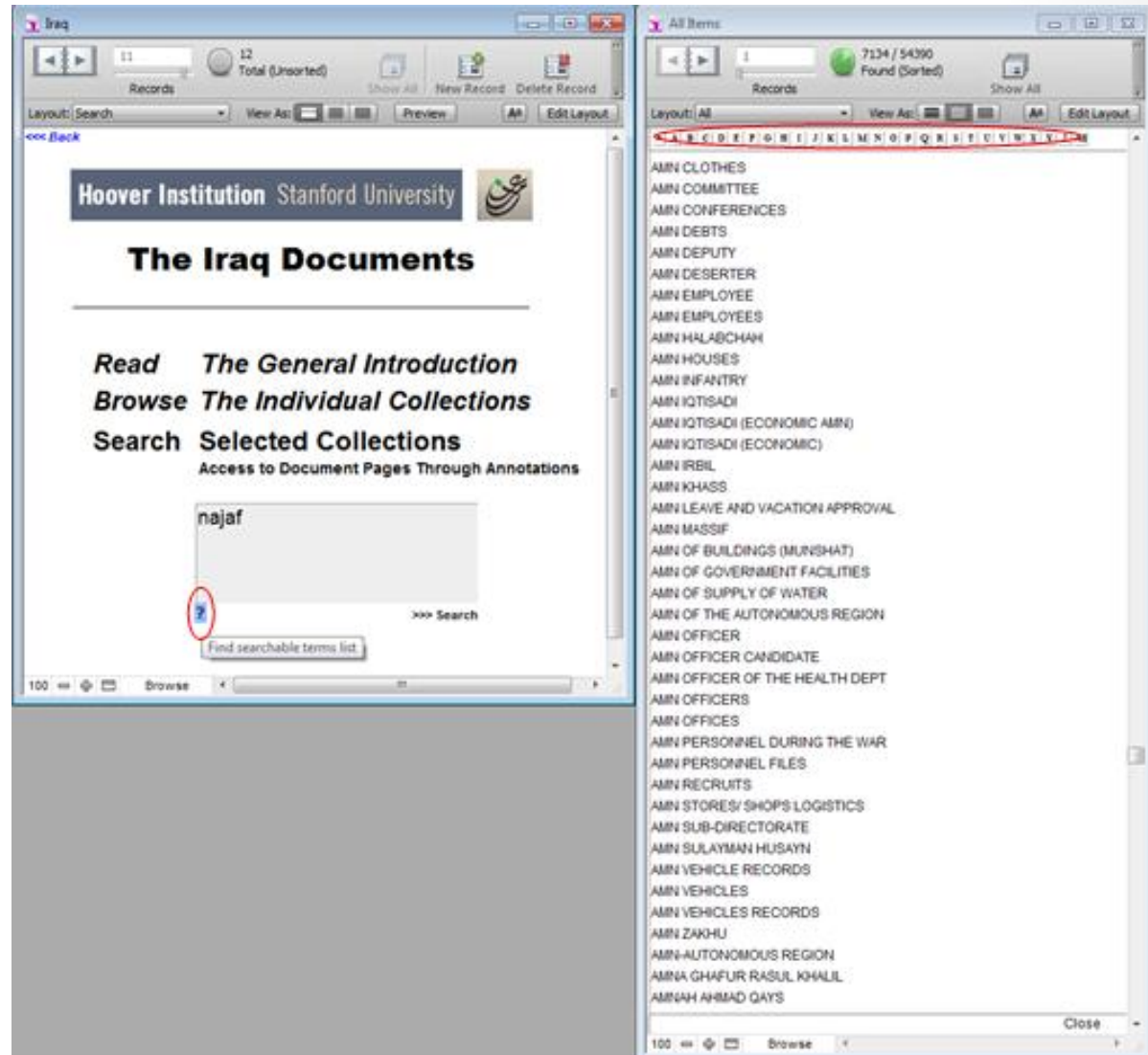
- Click on SEARCH SELECTED COLLECTIONS to open a search box.
- Enter words in the search box, such as "najaf" and then click on SEARCH.
- Please notice, there are an to search in English or Arabic
- To return to the introductory screen, click on the "Hoover Institution" title bar or on the back button (in the upper left of the screen).



# Search

## Search Selected Collections (cont.)

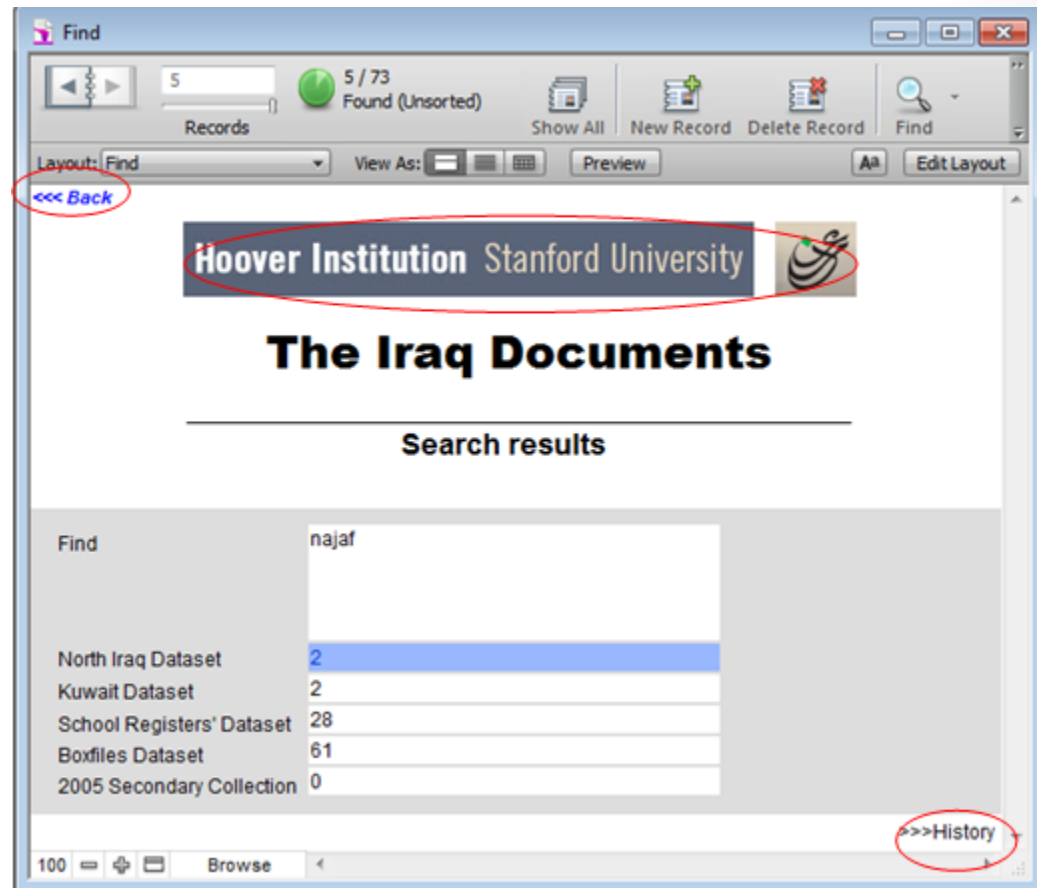
- If you want help with search terms, click on the "?" under the search box to get a list of all searchable items. There are 7134 terms beginning with "A" out of a total 54,390 terms. Click on a letter to see terms beginning with that letter.
- Click on a term on the list, and it will automatically be entered in the search box. Then click on SEARCH or press enter.
- To return to the introductory screen, click on the "Hoover Institution" title bar or on the back button (in the upper left of the screen).



# Search

## Search Selected Collections (cont.)

- Here are the search results for "najaf." It lists the number of hits in each searchable dataset.
- Click on the number of hits in each dataset to see detailed results.
- To see your previous searches, click on HISTORY.
- Using similar terms for example( tribe, clan) would enlarge the result to the search result.
- To return to the introductory screen, click on the "Hoover Institution" title bar or on the back button (in the upper left of the screen).



# Search

## Search Selected Collections (cont.)

- In history, each search term used is listed with the number of hits from each dataset.
- Click on the number of hits in each dataset to see detailed results.
- To return to the initial search results screen, click on the "Hoover Institution" title bar or on the back button (in the upper left of the screen).

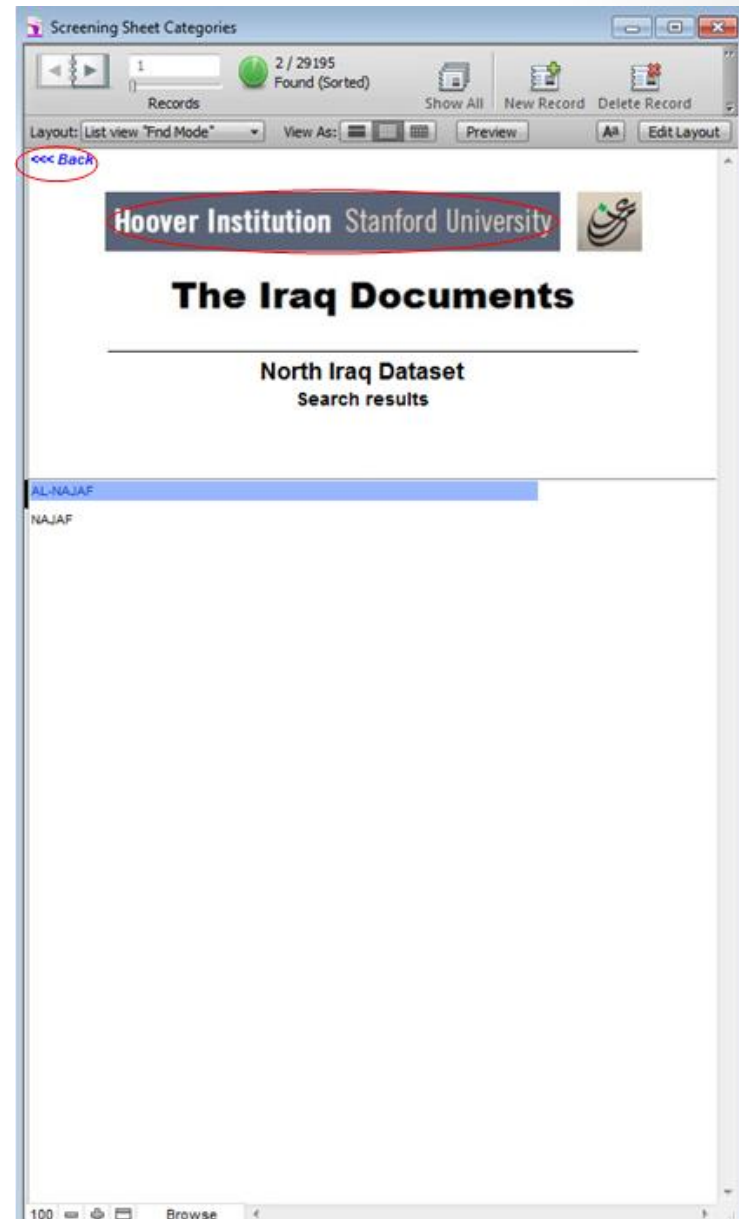
The screenshot shows a web application window titled "Find". The interface includes a search bar at the top with the text "5 / 73 Found (Unsorted)". Below the search bar, there are buttons for "Show All", "New Record", "Delete Record", "Find", and "Sort". A "Layout" dropdown menu is set to "Find history report", and a "View As:" button is visible. A "Preview" button is also present. A "Clear history" link is in the top right corner. The main content area features a banner for "Hoover Institution Stanford University" and the title "The Iraq Documents". Below this is a "Search History" table with columns for "Find", "North Iraq Dataset", "Kuwait Dataset", "School Registers Dataset", "Boxfiles Dataset", and "2005 Secondary Collection". The table lists search terms: "military", "census", "education", "jewish", and "najat". The "najat" row is highlighted. A "Back" button is circled in red in the upper left corner of the main content area.

Find	North Iraq Dataset	Kuwait Dataset	School Registers Dataset	Boxfiles Dataset	2005 Secondary Collection
military	108	201	0	306	0
census	33	0	0	45	0
education	33	12	0	82	0
jewish	3	2	0	7	0
najat	2	2	28	61	0

# Search

## Search Selected Collections (cont.)

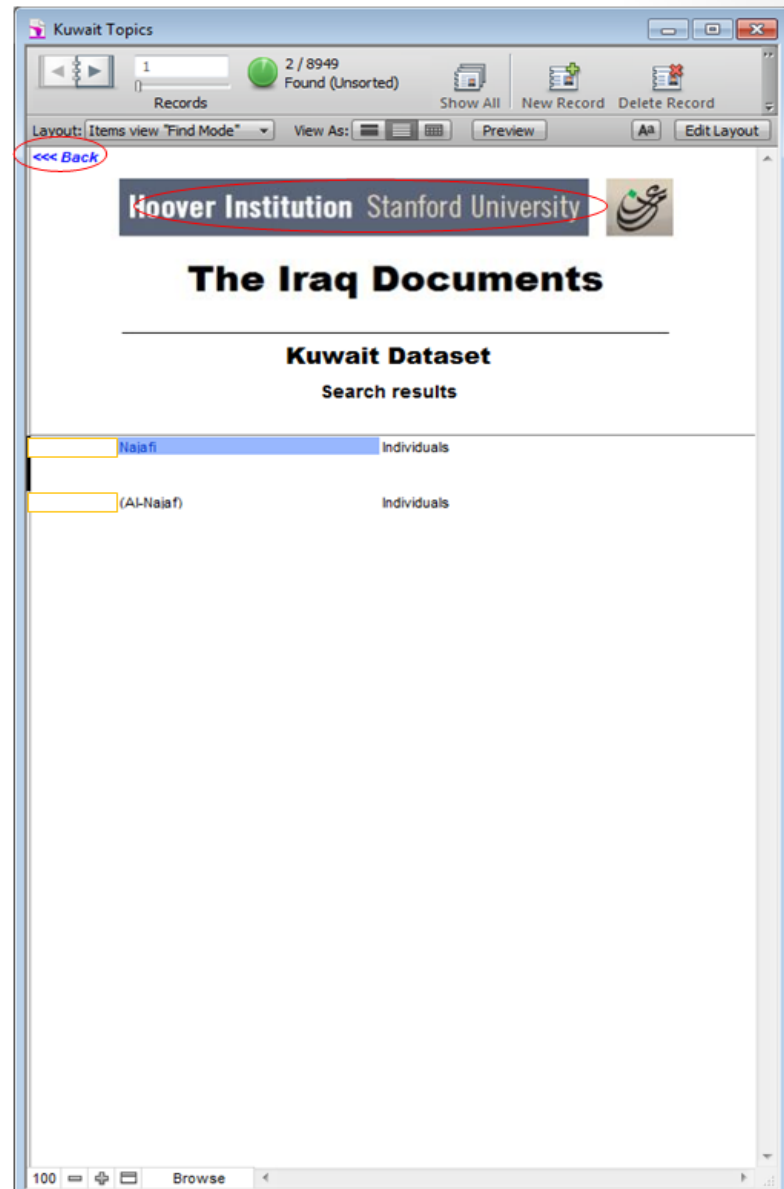
- For the "najaf" search, this is the search results from the North Iraq Dataset, which had two hits.
- Click on one of the terms to continue. Refer to the previous instructions under **Browse Individual Collection - North Iraq Dataset** to navigate through the screens.
- To return to the initial search results screen, click on the "Hoover Institution" title bar or on the back button (in the upper left of the screen).



# Search

## Search Selected Collections (cont.)

- These are the "najaf" search results from the Kuwait Dataset, which had two hits. These documents are closed, but you can view the data about them.
- Click on one of the terms to continue. Refer to the previous instructions under **Browse Individual Collection - Kuwait Dataset** to navigate through the screens.
- To return to the initial search results screen, click on the "Hoover Institution" title bar or on the back button (in the upper left of the screen).



# Search

## Search Selected Collections (cont.)

- These are the "najaf" search results from the School Registers Dataset, which had 28 hits.
- Click on a register number to continue. Refer to the previous instructions under **Browse Individual Collection - School Registers Dataset** to navigate through the screens.
- To return to the initial search results screen, click on the "Hoover Institution" title bar or on the back button (in the upper left of the screen).

Registers

28 / 1036 Found (Unsorted)

Records

Show All New Record

Layout: Registers view FindMo... View As: Aa Edit Layout

<<< Back

Hoover Institution Stanford University

## The Iraq Documents

School Registers' Dataset  
from the Ba'ath Regional Command Collection

Search results

Register	Pages	Type	Governorate	Locality	Year	Vol
20-15	342	Amn	al-Najaf		1987	
21-01	67	Amn	al-Najaf		1987	
21-02	201	Hizb	al-Najaf		1987	
21-03	13	Amn	al-Najaf		1988	
21-04	280	Amn	al-Najaf		1991	
21-05	205	Hizb	al-Najaf		1991	
21-06	259	Amn	al-Najaf		1992	
21-07	276	Hizb	al-Najaf		1992	
21-08	335	Amn	al-Najaf		1993	
21-09	274	Hizb	al-Najaf		1993	
21-10	212	Amn	al-Najaf		1994	
21-11	279	Hizb	al-Najaf		1994	
21-12	286	Amn	al-Najaf		1995	
21-13	262	Hizb	al-Najaf		1995	
21-14	232	Amn	al-Najaf		1995	
21-15	201	Hizb	al-Najaf		1995	
22-01	212	Amn	al-Najaf		1997	
22-02	197	Hizb	al-Najaf		1997	
22-03	153	Amn	al-Najaf		2001	
22-04	91	Hizb	al-Najaf		2001	
22-05	32	Hizb	al-Najaf		2000	
22-06	133	Amn	al-Najaf		2002	
22-07	111	Hizb	al-Najaf		2002	
60-24	64	Amn	al-Najaf		1999	1
60-25	153	Amn	al-Najaf		1999	2
60-26	144	Hizb	al-Najaf		1999	
60-27	145	Amn	al-Najaf		1998	
60-28	117	Hizb	al-Najaf		1998	

100 Browse



# Search

## Search Selected Collections (cont.)

- These are the "najaf" search results from the
- Boxfiles Dataset, which had 61 hits.
- Click on a term on the list to continue. Refer to the previous instructions under **Browse Individual Collection - Boxfiles Dataset** to navigate through the screens.
- To return to the initial search results screen, click on the "Hoover Institution" title bar or on the back button (in the upper left of the screen).

The screenshot shows the BRCC-Boxfiles application interface. At the top, the title bar reads "BRCC-Boxfiles". Below it, a toolbar contains navigation icons, a record count "61 / 18343 Found (Sorted)", and buttons for "Show All", "New Record", and "Delete Record". A "Layout" dropdown is set to "Content Items view", and a "View As" button is present. A "Back" button is circled in red in the upper left. The main content area features a header for "Hoover Institution Stanford University" and "The Iraq Documents". Below this, it states "Boxfiles Dataset from the Ba'th Regional Command Collection" and "Search results". A table lists search results, with "24- al-Najaf" highlighted in blue. The table has two columns: the search term and the number of hits.

Search Term	Hits
24- al-Najaf	6
24- al-Najaf Section	5
24- al-Najaf Section Command	3
24-al-Najaf	1
71- al-Najaf	2
al-Najaf	1880
al-Najaf and al-Muthanna	1176
al-Najaf and al-Qadisiyyah	1187
al-Najaf and al-Qadisiyyah Organisms	283
al-Najaf and Karbala'	1190
al-Najaf Bureau of Students and Youth	245
al-Najaf Chamber of Commerce	8
al-Najaf Command of the Popular Army	144
al-Najaf Dates Administration	1
al-Najaf Department of Agriculture and Irrigation	10
al-Najaf Department of Education	23
al-Najaf Directorate of Civil Defense	19
al-Najaf Directorate of Intelligence	286
al-Najaf Directorate of Municipalities	18
al-Najaf Directorate of Personnel and Financial Affairs	18
al-Najaf Directorate of Security	517
al-Najaf General Commission for Agriculture and	1
al-Najaf Municipality	104
al-Najaf Nuwat Division	6
al-Najaf Organisms	406
al-Najaf province administrative borders	3
al-Najaf Religious Seminary	2
al-Najaf Section	1
al-Najaf Section	436

At the bottom, there is a "Browse" button and a status bar showing "100".

# Search

## Search Selected Collections (cont.)

- There were no search results for "najaf" in the 2005 Secondary Collection because all terms for this collection are in Arabic. If you click on the 0, a dialog box reminds you that no files were found.
- If there were results, refer to the previous instructions under **Browse Individual Collection - 2005 Secondary Collection** to navigate through the screens.
- To return to the introductory screen, click on the "Hoover Institution" title bar or on the back button (in the upper left of the screen).

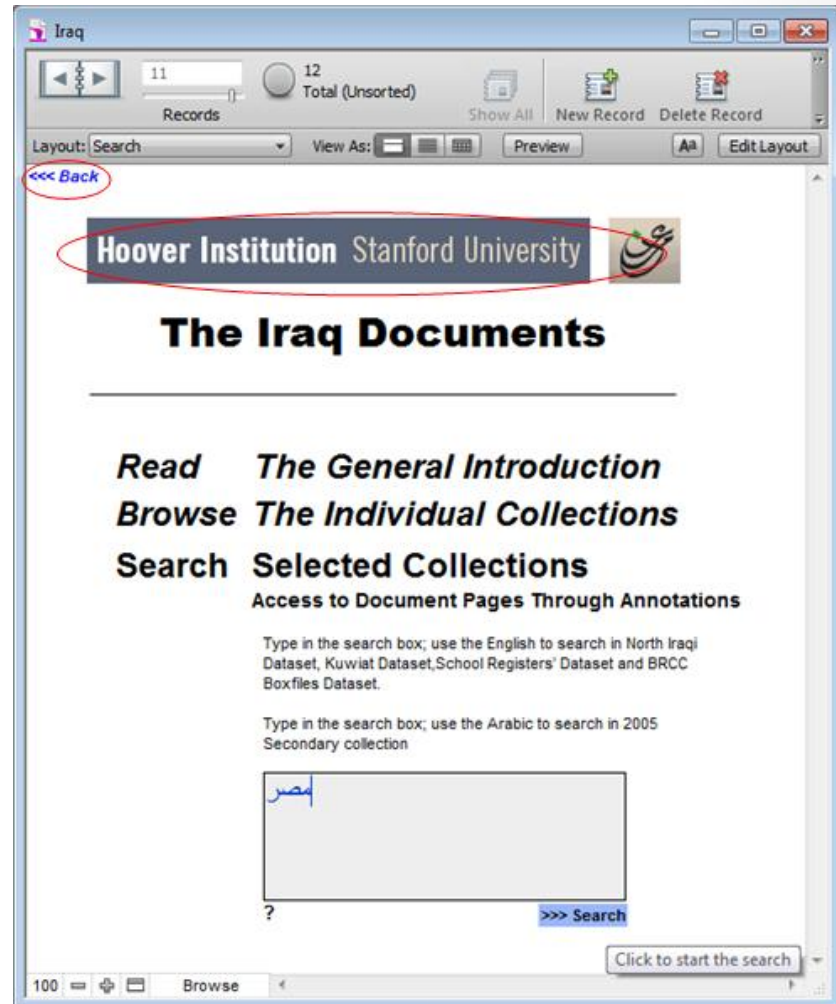


# Search

## Option 3

### Search Selected Collections

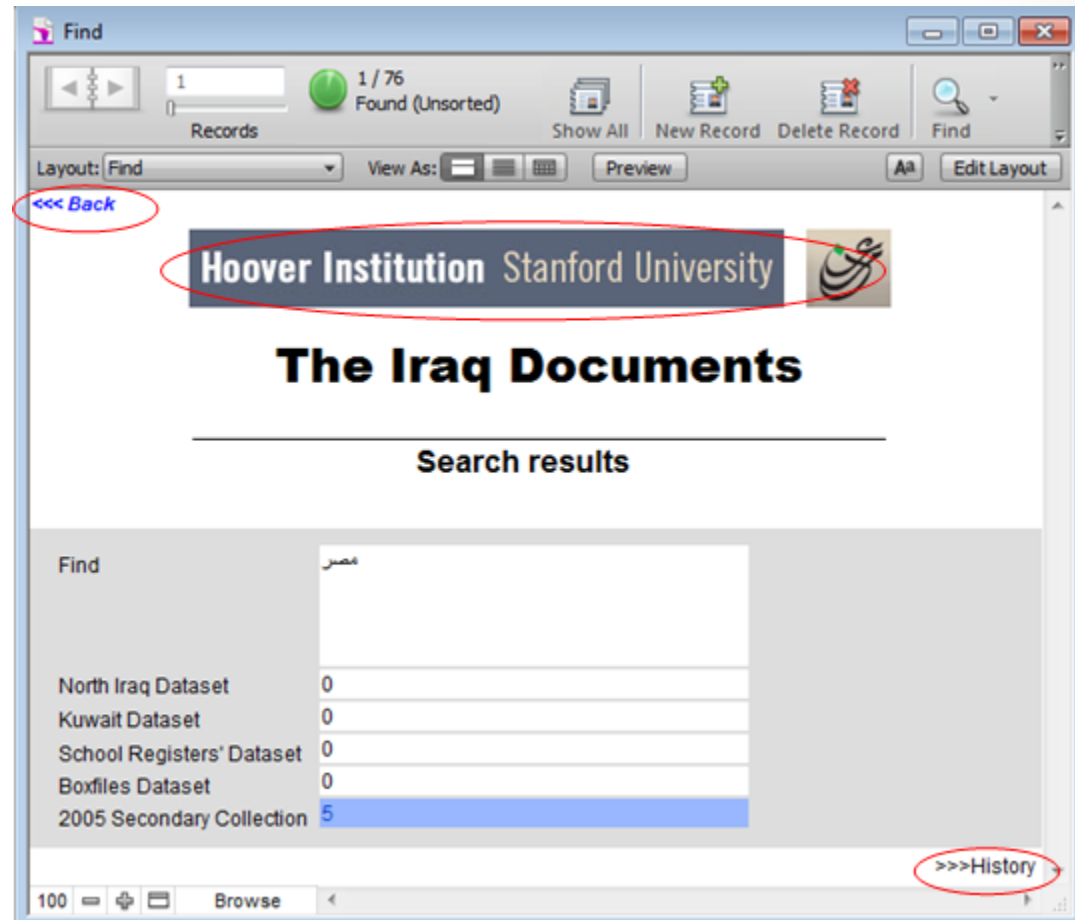
- Click on SEARCH SELECTED COLLECTIONS to open a search box.
- Enter words in the search box, such as in Arabic “مصر” and then click on SEARCH.
- To return to the introductory screen, click on the "Hoover Institution" title bar or on the back button (in the upper left of the screen).



# Search

## Search Selected Collections (cont.)

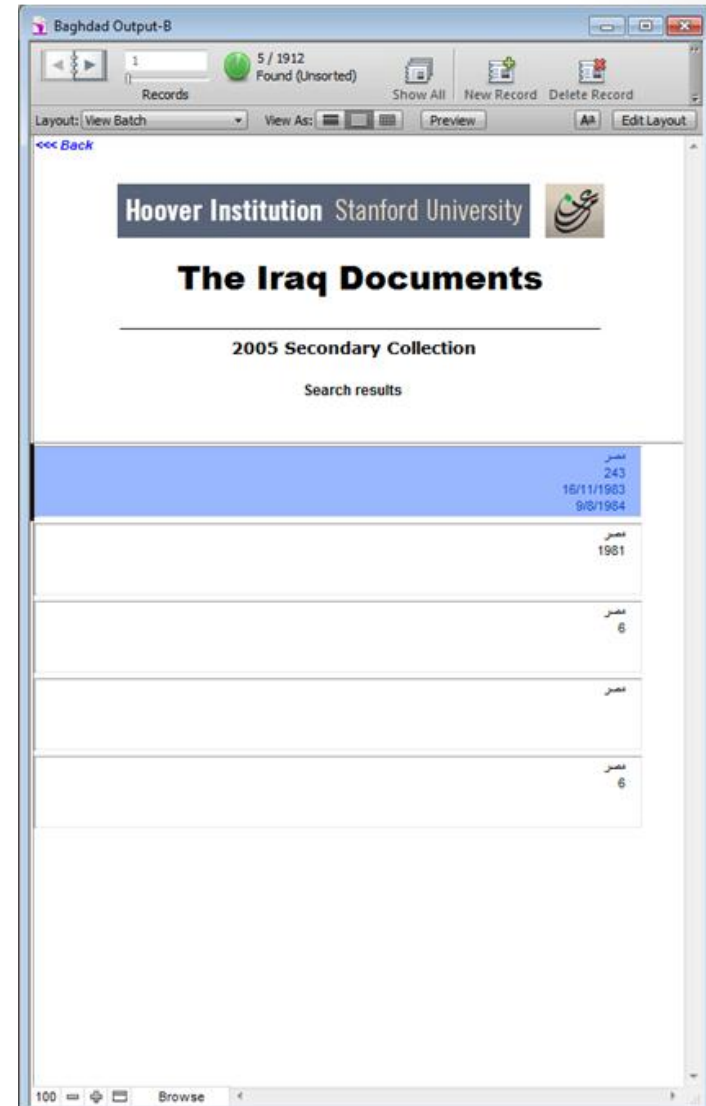
- Here are the search results for "مصر." It lists only 5 boxfiles in 2005 Secondary Collections. All other datasets are in English.
- Click on the number of hits in 2005 Secondary Collection to see detailed results.
- To see your previous searches, click on HISTORY.
- To return to the introductory screen, click on the "Hoover Institution" title bar or on the back button (in the upper left of the screen).



# Search

## Search Selected Collections (cont.)

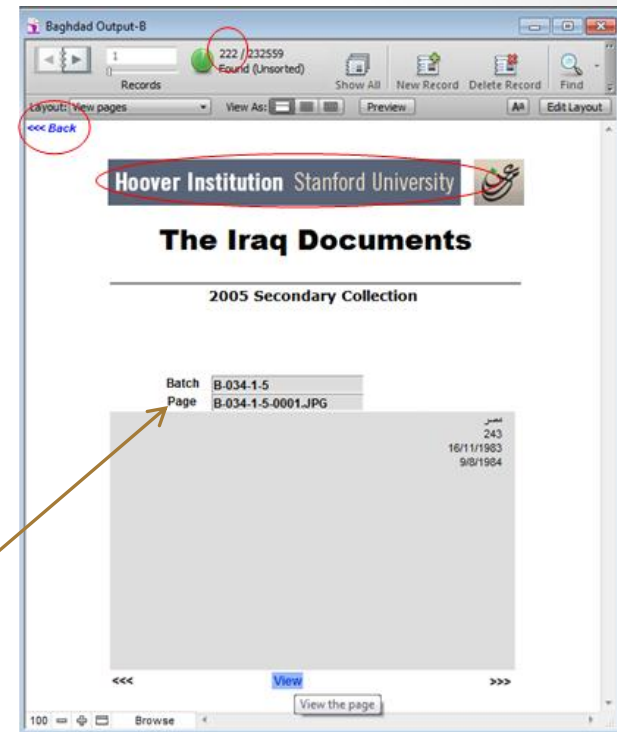
- These are the "مصر" search results from the
- 2005 Secondary Collection, which had 5 hits.
- Click on a term on the list to continue.
- To return to the initial search results screen, click on the "Hoover Institution" title bar or on the back button (in the upper left of the screen).



# Search

## Browse Individual Collection - 2005 Secondary Collection

- This screen shows all of the terms used to describe this boxfile.
- There are 222 pages of documents in this boxfile (out of 2,32559 total pages).
- Click on VIEW to see the document.
- Please note that the only unique number within the 2005 Secondary Collection is the "Page Number".
- Page through the records by clicking on the < and > arrows in the notebook icon.
- To return to the introductory screen, click on the "Hoover Institution" title bar or on the back button (in the upper left of the screen).



# Search

## Option 4

### View Access Criteria and Use Agreement

- Clicking on VIEW, the last option on the introductory screen, provides a copy of the use agreement that you signed.
- To return to the introductory screen, click anywhere on the use agreement.

The screenshot shows a web browser window with the title "Iraq". The address bar shows "http://www.iraqmemoryfoundation.org". The page content is titled "Iraq Memory Foundation and the Hoover Institution Access Criteria and Use Agreement". The text is in both English and Arabic. The English text includes three numbered points regarding the use of the IMF Collection. The Arabic text is a translation of the English text. The page has a header with the IMF logo and a footer with a "Browse" button.

Iraq Memory Foundation and the Hoover Institution  
Access Criteria and Use Agreement  
مؤسسة الذاكرة العراقية ومؤسسة هوفر  
اتفاقية الاطلاع والاستعمال للمادة الوثائقية

1. Material from the Iraq Memory Foundation Collection (consisting of Hizb al-Ba'th al-'Arabi al-Ishtiraki records and Iraq Memory Foundation issuances) housed at the Hoover Institution Library and Archives (IMF Collection) may not be photocopied, photographed, scanned, downloaded to electronic or digital storage devises, or duplicated in any manner; notes may be made.  
١. لا يسمح باستنساخ المادة الوثائقية التي أودعتها مؤسسة الذاكرة العراقية لدى المكتبة والمحفوظات في مؤسسة هوفر («وثائق مؤسسة الذاكرة» وهي المؤلفات من سجلات عائدة لحزب البعث العربي الاشتراكي ومن إصدارات لمؤسسة الذاكرة العراقية) أو تصويرها أو مسحها ضوئياً أو تحميلها إلى أي من أجهزة الحفظ الرقمية أو الإلكترونية، أو غير ذلك من أشكال النقل كافة. إنما يسمح بتدوين الاقتباسات منها.
2. Quotations from the IMF Collection may be protected by copyright law. The Hoover Institution, Stanford University, does not hold copyright to any of the materials in the collection; it is the researchers' responsibility, when necessary, to obtain copyright permission. The Hoover Institution is not responsible for any misuse by researchers of quotations obtained from the IMF Collection.  
٢. قد تخضع الاقتباسات المستخرجة من «وثائق مؤسسة الذاكرة» لأحكام حقوق النشر. وملكية هذه الحقوق بالنسبة لكافة المواد في هذه المجموعة ليست عائدة لمؤسسة هوفر أو لجامعة ستانفورد. والمسؤولية تقع بالتالي على عاتق الباحث للاستحصال على أذن النشر عند الضرورة. ومؤسسة هوفر غير مسؤولة عن أية إساءة استعمال للاقتباسات المستخرجة من «وثائق مؤسسة الذاكرة» من قبل أي من الباحثين.
3. Researchers may not publish, in print, electronic, or digital format or over the Internet, any book, article, manuscript, commentary, blog entry, or other written material that cites the actual names of persons found in the IMF Collection—with the exception the names of individuals identified in the Dujail Tribunals (October 19, 2005–November 5, 2006). Pseudonyms and allegories that protect the privacy and identity of private citizens may be created and used.  
٣. لا يجوز للباحث أن ينشر، سواءاً بصيغة مطبوعة أو رقمية أو الكترونية أو على الانترنت أي كتاب أو مقال أو مخطوط أو