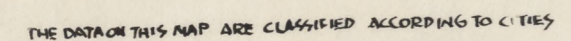



J 3.711

67/14  
C



360



THE UNIVERSITY OF CHICAGO LIBRARY

Hicks 507

FAMILY POPULATION OF COLORADO RIVER-TABLE I

June 30, 1945

Number of families according to  
size by camps including  
total population and  
average size of family

Number of members in family	All Camps		Camp I		Camp II		CAMP III	
	Average size of family 2.9		Average size of family 2.9		Average size of family 3.2		Average size of family 2.7	
	Number of families	Population	Number of families	Population	Number of families	Population	Number of families	Population
All sizes	3222	9348	1834	5325	570	1840	818	2183
1	1052	1052	585	585	157	157	310	310
2	650	1300	390	780	105	210	155	310
3	473	1419	260	780	84	252	129	387
4	401	1604	224	896	88	352	89	356
5	292	1460	173	865	57	285	62	310
6	158	948	95	570	27	162	36	216
7	90	630	46	322	25	175	19	133
8	58	464	37	296	11	88	10	80
9	21	189	14	126	5	45	4	18
10	17	170	6	60	7	70	4	40
11	8	88	3	33	4	44	1	11
12	2	24	1	12	-	-	1	12

507

1 23-1-1957

1 23-1-1957

1 23-1-1957

1 23-1-1957

1 23-1-1957

1 23-1-1957

1 23-1-1957

1 23-1-1957

1 23-1-1957

1 23-1-1957

1 23-1-1957

1 23-1-1957

1 23-1-1957

1 23-1-1957

1 23-1-1957

1 23-1-1957

1 23-1-1957

1 23-1-1957

1 23-1-1957

1 23-1-1957

1 23-1-1957

1 23-1-1957

1 23-1-1957

FAMILY POPULATION OF COLORADO RIVER - TABLE II  
JUNE 30, 1945

Number of families residing in each block and  
camp according to size of family

CAMP AND BLOCK	All Sizes	NUMBER OF FAMILY MEMBERS											
		1	2	3	4	5	6	7	8	9	10	11	12
<del>All Camps</del>	1,834	585	390	260	224	173	95	46	37	14	6	3	1
CAMP I													
2	49	3	19	10	8	4	4	1	-	-	-	-	-
3	65	37	4	5	7	6	3	1	2	-	-	-	-
4	55	23	10	7	8	3	1	2	-	-	1	-	-
5	33	5	12	7	5	2	-	1	-	1	-	-	-
6	51	23	12	7	2	4	1	1	1	-	-	-	-
11	50	22	10	9	1	3	3	2	-	-	-	-	-
12	31	9	9	5	4	2	2	-	-	-	-	-	-
13	64	30	11	7	2	4	5	2	1	1	-	1	-
14	79	39	16	5	8	5	5	1	-	-	-	-	-
15	27	10	6	2	2	2	2	2	-	1	-	-	-
16	45	7	10	8	7	5	4	2	1	-	1	-	-
17	50	5	12	7	7	8	7	1	3	-	-	-	-
18	65	28	11	6	8	8	2	-	1	1	-	-	-
19	61	15	15	13	9	6	3	-	-	-	-	-	-
21	37	8	12	7	6	1	1	1	1	-	-	-	-
22	36	15	2	8	3	2	-	1	3	2	-	-	-
26	50	14	10	6	5	3	2	4	3	1	1	-	1
27	45	15	7	6	7	5	3	-	1	1	-	-	-
28	57	19	9	6	9	5	1	4	3	-	1	-	-
30	52	15	13	10	6	6	1	1	-	-	-	-	-

FAMILY POPULATION OF COLORADO RIVER - TABLE II  
JUNE 30, 1945

[illegible]

FAMILY POPULATION OF COLORADO RIVER - TABLE II  
JUNE 30, 1945

[illegible]

FAMILY POPULATION OF COLORADO RIVER - TABLE II  
JUNE 30, 1945

CAMP AND BLOCK	All Sizes	1	2	3	4	5	6	7	8	9	10	11	12
CAMP III TOTAL	818	310	155	129	89	62	36	19	10	2	4	1	1
305	48	19	4	7	5	5	2	2	3	-	1	-	-
306	55	26	10	5	8	4	-	-	2	-	-	-	-
307	66	26	12	13	4	5	3	2	1	-	-	-	-
308	55	22	15	7	4	2	3	2	-	-	-	-	-
309	37	10	10	6	7	2	1	1	-	-	-	-	-
316	71	28	16	10	5	5	4	1	-	1	1	-	-
317	53	19	8	13	5	2	3	1	-	-	1	1	-
318	57	21	4	12	7	8	3	1	1	-	-	-	-
322	52	19	13	7	6	6	-	-	1	-	-	-	-
323	40	11	7	5	7	4	4	1	-	-	1	-	-
325	51	25	8	5	3	5	2	2	-	1	-	-	-
326	67	34	14	4	9	2	3	-	-	-	-	-	1
327	47	23	7	7	6	1	1	2	-	-	-	-	-
328	31	8	8	6	5	1	2	1	-	-	-	-	-
329	38	7	7	9	3	5	5	2	-	-	-	-	-
330	50	12	12	13	5	5	-	1	2	-	-	-	-

# PROFESSIONAL GROUP CLASSIFICATIONS

PROFESSIONAL GROUP CLASSIFICATIONS																		
CODE NO.	OCCUPATIONAL TITLES	CAMP I				CAMP II				CAMP III				TOTALS				GRAND TOTAL
		MALE		FEMALE		MALE		FEMALE		MALE		FEMALE		MALE		FEMALE		
		A	C	A	C	A	C	A	C	A	C	A	C	A	C	A	C	
0-01	Accountants& Auditors		8		2		1			1	2		1	1	11		3	15
0-02	Actors & Actresses	1	1											1	1			2
0-03	Architects	1	2											1	2			3
0-04	Artists, Sculptors & Teachers	3	2		1			1		1	1	2		4	3	2	2	11
0-06	Authors, Editors & Reporters	5	4		1		3		1	1	4			6	11	2		19
0-07	Chemists, Assayers & Metallurgists		2												2			2
0-08	Clergymen	12	1		1	4				8				24	1		1	26
0-11	Coll. Pres., Prof. & Instructors		2												2			2
0-13	Dentists	3	6		1		3			1	5			4	14		1	19
0-16	Engineers, Civil		1												1			1
0-17	Engineers, Electrical		1												1			1
0-18	Engineers, Industrial		1												1			1
0-19	Engineers, Mechanical		1				1								2			2
0-22	Lawyers& Judges		3				2			1				1	5			6
0-23	Librarians		1												1			1
0-24	Musicians & Teachers of Music			3	5		1		1		1	1	1		2	4	7	13
0-25	Pharmacists		9	3	6		6						1		15	3	7	25
0-26	Physicians & Surgeons	5	6		1	1	1						1	6	7		2	15
0-27	Socil & Welfare Workers	4		3	5	1								5		3	5	13
0-30-32	Teachers & Instructors, N.E.C.	1	5	19	15	1		1	3			6	3	2	5	26	21	54
0-33	Trained Nurses			9	9							1	2			10	11	21
0-34	Veterinarians		2												2			2
0-38-39	Professional Occupations, N.E.C.		2		1										2		1	3
0-41	Aviators		2			1	1								3			3
0-42	Chiropractors					1	1							1	1			2
0-43	Decorators & Window Dressers	2	1			1			1		1			3	2		1	6
0-44	Commercial Artists	2	5				1						1	2	6		1	9
0-45	Dancers & Chorus Girls			1	1											1	1	2
0-46	Designers (Dress)	1		1	1								2	1		1	3	5
0-48	Draftsmen (mechanical)	2	7											2	7			9
0-50	Laboratory Technicians and Assistants		6		3						1				7		3	10
0-52	Healers & Medical Service Occup. N.E.C.	1				1								2				2
0-53	Optometrists	1	3			1					1			1	5			6
0-56	Photographers	5	2							1				6	2			8
0-57	Athletes, Sports Instructors and Officials		4		1						1				5		1	6
0-61	Radio Operators		4								1				2			2
0-64	Surveyors	1												1				1

COLORADO RIVER WAR RELOCATING CENTER  
Semi Professional and Managerial Occupations

CODE NUMBER	OCCUPATIONAL TITLES	CAMP I				CAMP II				CAMP III				TOTALS				GRAND TOTAL
		MALE		FEMALE		MALE		FEMALE		MALE		FEMALE		MALE		FEMALE		
		A	C	A	C	A	C	A	C	A	C	A	C	A	C	A	C	
0-41	Aviators		2				1								3			3
0-42	Chiropractors					1	1							1	1			2
0-43	Decorators & Window Dressers (Interior Decorators)	2	1			1		1		1				3	2		1	6
0-44	Commercial Artists	2	5				1					1		2	6		1	9
0-45	Dancers & Chorus Girls			1	1											1	1	2
0-46	Designers (Dress)	1		1	1							2		1		1	3	5
0-48	Draftsmen (Mechanical)	2	7											2	7			9
0-50	Laboratory Technicians and Assistants		6		3					1					7		3	10
0-52	Healers & Medical Service Occupations N.E.C.	1				1								2				2
0-53	Optometrists	1	3				1			1				1	5			6
0-56	Photographers	5	2							1				6	2			8
0-57	Athletes, sports instructors, and sports officials		4		1					1					5		1	6
0-61	Radio Operators		1		1										2			2
0-64	Surveyors	1												1				1
0-65	Embalmers & Undertakers		1												1			1
0-66	Interpreter X-Ray Technicians	1						1						1			1	2
0-68	Semi-Professional Occupations N.E.C.	6	3	1	2		3			2				8	6	1	2	17
0-71	Hotel & Restaurant Managers	25	5	5	1			1	1	17	6	6	1	42	11	12	3	68
0-72	Retail Managers (Florists)	53	50	6	4	17	19	3	1	29	31	4	3	99	100	13	8	220
0-73	Wholesale Managers	32	22			3		3		13	15			48	37		3	88
0-74	Buyers	5	3											5	3			8
0-83	Officials of Lodges, Societies, Unions etc.		1							1				1	1			2
0-85	Credit Men		1												1			1
0-87	Managers & Superintendents, Buildings	1												1				1
0-88	Ship captains, Mates, Pilots, & Engineers		7								3				10			10
0-91	Purchasing Agents & Buyers, N.E.C. (Produce Buyers)	8	3		1	2	6			5	3			15	12		1	28
0-94	Public Officials, N.E.C.	1												1				1
0-97 0-98 0-99	Managers & Officials, N.E.C.	4	21		3	7	8		2	15	13			26	42		5	73
TOTALS		151	148	14	18	32	40	4	9	83	75	10	7	266	264	28	33	591

COLORADO RIVER WAR RELOCATING CENTER

Service Occupations

CODE NUMBER	OCCUPATIONAL TITLES	CAMP I				CAMP II				CAMP III				TOTALS				GRAND TOTAL
		MALE		FEMALE		MALE		FEMALE		MALE		FEMALE		MALE		FEMALE		
		A	C	A	C	A	C	A	C	A	C	A	C	A	C	A	C	
2-01	Day Worker	1	1	2	1			1	<del>21</del>	2	1			3	2	3	1	9
2-02	Laundresses	3	1	3										3	1	3		7
2-03	Housekeepers, Private Family	1		<del>1</del>	34			2	31			1	18	1		10	83	94
2-04	Housemen & Yardmen	36	21			10	11		1	16	10			62	42		1	105
2-05	Cooks, Domestic	7	1	1	4	3		2	2	6				16	1	3	7	27
2-06	Maids, General			8	37				13			1	20			9	70	79
2-07	Nursemaids		1	4	18				5				2		1	4	25	30
2-09	Miscellaneous Servants, Private Family	1	1		2			3		1				2	1		5	8
2-21	Bartenders	<del>2</del>	2				1			2	1		1	2	4		1	7
2-22	Bellman						1										1	1
2-23	Boarding House & Lodging House Keepers	9	2	6	3	1			2	7		1		17	2	7	5	31
2-24	Maids, Hotel & Restaurants			3								1	1			4	1	5
2-25	Housekeepers, Stewards, & Hostesses		1	1					4						1	1	4	6
2-26	Cooks, Except Private Family	82		15	1	7		1		25	3			114	3	17	1	135
2-27	Waiters, Waitresses, Except Private Family	2	8	15	24	1			1	1	2	1	7	4	10	17	32	63
2-29	Kitchen Workers in Hotels, Restaurants, Rail- roads, steamship Etc. <del>N.E.C.</del>		5	9	6		1	2		3	2	1	1	3	8	12	7	30
2-32	Barbers, Beauticians, & Manicurists	18	3	14	26	3	3	2	9	3	4	3	8	24	10	19	43	96
2-38	Midwives & Practical Nurses	1		11	9			3	2			1		1		15	11	27
2-40	Attendants, Recreation & Amusement	6	1	1		2	1			3	1	1		11	3	2		16
2-43	Attendants, Professional & Personal service								2	<del>1</del>				<del>2</del>			2	2
2-61	Guards & Watchmen, except crossing watch- man	1								1				2				2
2-66	Policemen & Detectives																	
2-68	Soldiers, Sailors N.E.C.		1							1				1	1			1
2-84	Janitors & Sections	11	2		2	1	3			3				15	5		2	22
2-86	Porters, N.E.C.	3								1				4				4
		182	51	102	167	28	21	13	75	75	24	11	59	285	96	126	301	808

COLORADO RIVER WAR RELOCATION CENTER  
Clerical and Kindred Occupations

CAMP I

CAMP II

1-01	Bookkeepers & Cahiers	7	19	4	45	1	5	1	20	3	7		29	11	31	5	94	141
1-02	Bookkeeping Machine Operator				1												/	1
1-04	Clerks, General		6	1	19		1		3				2		7	1	24	32
1-05	Clerks, General Office	3	13	1	40				5		2		8	3	15	1	53	72
1-06	Financial Institution Clerks <del>N.E.C.</del>	1	1		2									1	1		2	4
1-07	Hotel Clerks <del>N.E.C.</del>		3												3			3
1-10	Printing & Publishing Clerks <del>N.E.C.</del>									1				1				1
1-15	Collectors, Bills & Accounts	1												1				1
1-17	File Clerks				3				2								5	5
1-18	General Industry Clerks		3		3						1				4		3	7
1-20	Library Assistants & Attendants				1		1		1						1		2	3
1-25	Office Machine Operators		1										2		1		2	3
1-26	Time Keeper						1						1		1		1	2
1-32	Physicians' & Dentists' Assistants				7	1			2		1	1	2	1	1	1	11	14
1-33	Secretaries		2		25	1			7		2	1	16	1	4	1	48	54
1-34	Shipping & Recieving Clerks	1	7								1			1	8			9
1-37	Stenographers & Typists		4		39		1		13	1	1		10	1	6		62	69
1-38	Stock Clerks	2	3		1		1		2		1			2	5		3	10
1-41	Telegraph Operators				1												1	1
1-42	Telephone Operators				2				1				1				4	4
1-51	Auctioneers	1												1				1
1-52	Salesmen, Brokerage & Commission Firms	15	17	1		1		1		1	5			17	22	2		41
1-55	Solicitors	1												1				1
1-57	Salesmen, Insurance	1	4			2					1			3	5			8
1-58	Newsboys		2								2				4			4
1-61	Hucksters & Peddlers	3												3				3
1-63	Salesmen, Real Estate		1												1			1
1-65	Salesmen, Stock & Bond	1	1											1	1			2
1-70	Salesclerks	25	141	38	140	1	12	3	22	10	32	3	38	36	185	44	200	465
1-80	Salesmen to Consumers	13	18			3	4			3	10		1	19	32		1	52
185-87	Salesmen Except to Consumers	9	14		1	4	4				6	1	1	13	24	1	2	40
1-96	Salesclerks, Dry Cleaning & Laundrying	1				1			1					2			1	3
1-97	Shopper						1								1			1
1-49	Clerks, N.E.C.		2												2			2

TOTALS

153 312 57 345 24 38 8 82 26 79 9 113 210 425 74 539 1248

COLORADO RIVER WAR RELOCATING CENTER

Farmers & Farm Hands Occupations

CODE NUMBER	OCCUPATIONAL TITLES	CAMP I				CAMP II				CAMP III				TOTALS				GRAND TOTAL
		MALE		FEMALE		MALE		FEMALE		MALE		FEMALE		MALE		FEMALE		
		A	C	A	C	A	C	A	C	A	C	A	C	A	C	A	C	
3-01	Cash Grain Farmers		1				1								2			2
3-02	Cotton Farmers	1												1				1
3-03	Crop Specialty Farmers	20	9			5	2		1					25	11		1	37
3-04	Dairy Farmers	2												2				2
3-05	Fruit Farmers	26	11	2		69	59	1	3	34	33		1	129	103	3	4	239
3-06	General Farmers	2	6								1			2	7			9
3-07	Animal & Livestock Farmers	2	1								1			2	2			4
3-08	Poultry Farmers	12	9	1	2	1	3			1				14	12	1	2	29
3-09	Truck Farmers	393	190	5	3	105	109	2	2	117	89	1	5	615	388	8	10	1021
3-11	Farm Hands, Grain		1												1			1
3-13	Farm Hands, Crop Specialty	3	9	2	4	4	4							7	13	2	4	26
3-14	Farm Hands, Dairy	1	1											1	1			2
3-15	Farm Hands, Fruit	142	43	9	11	58	54	12	19	149	45	3	10	349	142	24	40	555
3-16	Farm Hands, General Farms	2	9	2		1				3				6	9	2		17
3-17	Farm Hands, Animal & Livestock	1	1		2									1	1		2	4
3-18	Farm Hands, Poultry	3	10	6	3						1			3	11	6	3	23
3-19	Farm Hands, Vegetable	270	278	119	80	57	108	12	18	127	104	10	14	454	490	140	113	1197
										</								

COLORADO RIVER WAR RELOCATING CENTER  
Miscellaneous Agricultural Occupations

CODE NUMBER	OCCUPATIONAL TITLES	CAMP I				CAMP II				CAMP III				TOTALS					GRAND TOTAL
		MALE		FEMALE		MALE		FEMALE		MALE		FEMALE		MALE		FEMALE			
		A	C	A	C	A	C	A	C	A	C	A	C	A	C	A	C		
3-30	Fruit & Vegetable Graders & Packers	14	40	23	30	19	17	3	23	13	5	1	19	46	62	27	72	207	
3-31	Blight Control Laborer										1				1			1	
3-32	Irrigation Occupations	12	10			5	5			8	1		1	25	16		1	42	
3-35	Farm Mechanics		3								2				5			5	
3-37	Farm Managers & Foreman	140	54		2	63	32			111	50		4	314	136		6	456	
3-38	Nursery Operators & Flower Growers	11	10	1	2	6	6			11	9		1	28	25	1	3	57	
3-39	Nursery & Landscaping Laborers	8	24	7	9		5		1	5	5	1	3	13	34	8	13	68	
3-40	Gardeners & Ground Keepers, Parks, Cemeteries, Etc.	23	9							37	21			60	30			90	
3-43	Stableman		1																
3-48	Technical Agricultural Occupation, N.E.C.	7	8	1		2	3				1				1			1	
3-49	Agricultural Occupations, N.E.C.	2	3			1	3							9	12	1		22	
3-87	Fishermen & Oystermen	16	21				2		7	16	13		1	5	6		1	12	
3-88	Seaweed Gatherer	1												31	41		7	79	
3-89	Fishing Occupations, N.E.C.	1												1				1	
3-91	Forestry Occupations	1	1		1						1			1	2		1	4	
							1				1				2			2	
TOTALS		235	184	32	44	96	74	3	31	202	115	2	29	533	373	37	104	1047	

Prepared by: Poston Census Office

Source: WRA-26

Date:

December 24, 1942

235 184 32 44 96 74 3 31 202 115 2 29 533 373 37 104 1047

COLORADO RIVER WAR RELOCATING CENTER  
Skilled and Manufacturing Occupations

CODE NUMBER	OCCUPATIONAL TITLES	CAMP I				CAMP II				CAMP III				TOTALS				GRAND TOTAL
		MALE		FEMALE		MALE		FEMALE		MALE		FEMALE		MALE		FEMALE		
		A	C	A	C	A	C	A	C	A	C	A	C	A	C	A	C	
4-01	Bakers		1												1			1
4-14	Occupations in Manufacture of Knit Goods											1					1	1
4-16	Loose Fixers		1												1			1
4-25	Dressmakers & Seamstresses			9	18	1		1	10			1	6	1		11	34	46
4-26	Tailors & Tailoresses	4	2		2				1					4	2		3	9
4-44	Compositors & Typesetters				1												1	1
4-45	Electrotypers & Stereotypers		1													1		1
4-48	Pressmen & Plate Printers, (Printing)	2	1			1	1							3	2			5
4-60	Shoemakers & Repairmen, not in factory	2					3			3	2			5	5			10
4-71	Jewelers, Goldsmiths, Watchmakers	2	2				2				1			2	5			7
	& Silversmiths																	
4-75	Machinist	3				3	2			3				6	5			11
4-76	Toolmakers & Die Sinkers and Setters		1												1			1
4-78	Machine Shop					1									1			1
4-80	Tinsmiths, Coppersmiths, & Sheet Metal Workers	1	1											1	1			2
4-85	Welders & Flame Cutters		2							1					3			3
4-97	Electricians	1	3				1							1	4			5
TOTALS		15	16	9	21	6	9	1	11	3	7	1	7	23	32	11	39	105

Colorado River War Relocating Center  
Skilled Non-Manufacturing Occupations

CODE NUMBER	OCCUPATIONAL TITLES	CAMP I				CAMP II				CAMP III				TOTALS				GRAND TOTAL
		MALE		FEMALE		MALE		FEMALE		MALE		FEMALE		MALE		FEMALE		
		A	C	A	C	A	C	A	C	A	C	A	C	A	C	A	C	
5-12	Piano & Organ Tuners																	
5-25	Carpenters	5	1			4	2			2					1			1
5-30	Plumbers, Gas Fitters, and Steam Fitters		2											11	3			14
5-36	Chauffeurs & Drivers, Bus Taxi, Truck, & Tractor	1	3											1	2			2
	TRUCK, TRACTOR DRIVERS, CHAUFFEURS														3			4
5-37	Teamsters	1																
5-55	Motion Picture Projectionists		1											1				1
5-57	Occupations in Laundering, Cleaning, Dyeing & Pressing Apparel & Other Articles (Dry Cleaning)	1	1	1	1					2	1	3	1	3	2	4	2	11
5-58	Meatcutters, Except in Slaughtering & Packing Houses (BUTCHERS)		2								1				2			2
5-79	Mechanics & Repairmen, Railroad & Carshop	2												2				2
5-80	Mechanics & Repairmen, Airplane						2				1				3			3
5-81	Mechanics & Repairmen, Motor Vehicle	5	15			2	8											25
5-83	Mechanics & Repairmen, N.E.C. Refrigerator Mechanic		2							2				7	9			32
										7								9
5-88	Warehousing, Storekeeping, Handling, Loading, Unloading & Related Occupations		1												1			1
5-95	Foreman, Transportation, Communication & Utilities	1								1				2				2
5-99	Foremen, N.E.C.		1			1								1	1			2
TOTALS		16	30	1	1	7	12	0	0	5	11	3	1	28	53	4	2	87

COLORADO RIVER WAR RELOCATING CENTER

Semi-Skilled Manufacturing Occupations

Semi-Skilled Manufacturing Occupations																		
CODE NUMBER	OCCUPATIONAL TITLES	CAMP I				CAMP II				CAMP III				TOTALS				GRAND TOTAL
		MALE		FEMALE		MALE		FEMALE		MALE		FEMALE		MALE		FEMALE		
		A	C	A	C	A	C	A	C	A	C	A	C	A	C	A	C	
6-02	Occupations in Productions of bakery Products, <del>N.E.C.</del>	1													1			1
6-03	Occupations in Products of beverage														1			1
6-04	Occupations in Canning & Preserving of Foods				1		1		2	2	3	12	2	2	4	12	5	23
6-05	Occupations in Productions of Confections	2	1											2	1			3
6-08	Occupations in Productions of Grain-Mill Products, <del>N.E.C.</del>	2												2				2
6-09	Occupations in Slaughtering & in Preparation of Meat Products	3												3				3
6-10	Occupations in Production of Miscellaneous Food Products	1	2							2				3	2			5
6-12	Occupations in Mfg. of Tobacco Products					1								1				1
6-14	Occupations in Manufacture of Knit Goods			1												1		1
6-24	Occupations in Manufacture of Hats & Caps <del>N.E.C.</del>			1	1											1	1	2
6-25	Dressmakers & Seamstresses			14	21			1	4				6			15	31	46
6-27	Occupations in Fabrication of Textile Prod.				3												3	3
6-33	General Woodworking Occupations, <del>N.E.C.</del>		1												1			1
6-36	Occupations in Mfg. of Furniture, <del>N.E.C.</del>		1												1			1
6-39	Occupations in Mfg. of Misc. finished Number Product <del>N.E.C.</del>	5	5											5	5			10
6-44	Compositors & Typesetters	1			5									1			5	6
6-49	Occupations in Printing & Publishing, N.E.C.		1												1			1
6-67	Occupations in Production of Cement, Concrete Gypsum & Plaster Products		1												1			1
6-85	Welders & Flame Cutters		1												1			1
TOTALS		15	13	16	31	1	1	1	6	5	3	12	8	21	17	29	45	112

Prepared Y By: Poston Census Office

Source: WRA-26

Date: December 24, 1942

COLORADO RIVER WAR RELOCATING CENTER  
Semi-Skilled Non-Manufacturing Occupations

CODE NUMBER	OCCUPATIONAL TITLES	CAMP I		CAMP II		CAMP III		TOTALS				GRAND TOTAL						
		MALE		FEMALE		MALE		FEMALE		MALE			FEMALE					
7-13	Occupations in the Manufacture of Misc. Products				1										1		1	
7-27	Painters, Construction & Maintenance	2	1										2	1			3	
7-35	Route Men, ( <del>Truck &amp; Tractor</del> ) Truck Operators		1										1				1	
7-36	Chauffeurs & Drivers, Bus, Taxi, Truck, & Tractor-TRUCK, TRACTOR DRIVERS, CHAUFFEURS	13	98			7	76			10	50			30	224		254	
7-49	Transportation Occupations, N.E.C.		3											3			3	
7-55	Motion Picture Projectionists		1											1			1	
7-56	Amusement, Recreation and Motion Picture Occupations	1	1	1									1	1	1		3	
7-57	Occupations in Laundering, Cleaning, Dyeing and Pressing apparel & other articles (Dry Cleaning) ( <del>BUTCHERS</del> )	13	4	54	1	3				2	6	1	3	18	10	55	4	87
7-58	Meatcutters, <del>Except in Slaughtering &amp; Packing Houses</del>	1	5										1	5			6	
7-60	Attendants, Filling Stations and Parking Lots (Gas Stations)	3	3				2			2	2			5	7		12	
7-68	Packing, Filling, Labeling Etc, Occup. N.E.C.				1		1				1			2		/	3	
7-79	Mechanics and repairmen, Railroad and Carshop					2								2			2	
7-81	Mechanics & Repairmen, Motor Vehicle	4	12				6			1	1			5	19		24	
7-83	Mechanics & Repairmen, N.E.C.		3											3			3	
7-85	Garage Laborers, Car Washers & Greasers	1									1			1	1		2	
7-87	Chairmen, Rodmen, & Axmen ( <del>Sawing</del> )										1				1		1	
7-88	Warehousing, Storekeeping, Handling Loading, Unloading & Related Occupations	2	3				8				1			2	12		14	
7-93	Carpenters' Apprentices		1											1			1	
7-97	Apprentices to other Construction & Hand Trades		1		1									1		1	2	
7-98	Apprentices to Printing Trades		1											1			1	
7-99	Apprentices to other Trades						1							1			1	
		40	133	55	4	12	94	0	0	15	63	1	3	67	295	56	7	425

TOTALS

Prepared By: Poston Census Office

Source: WRA-26

Date: December 24, 1942

40 133 55 4 12 94 0 0 15 63 1 3 67 295 56 7 425

COLORADO RIVER WAR RELOCATING CENTER  
Unskilled Manufacturing Occupations

COD NUMBER	OCCUPATIONAL TITLES	CAMP I				CAMP II				CAMP III				TOTALS				GRAND TOTAL
		MALE		FEMALE		MALE		FEMALE		MALE		FEMALE		MALE		FEMALE		
		A	C	A	C	A	C	A	C	A	C	A	C	A	C	A	C	
8-03	Occupation in Products of Beverages	2		1		1	1							3	1	1		5
8-04	Occupations in Canning & Preserving of	6	3	32	24	5	1	1		12	1	5	8	11	12	9	41	109
<del>8-05</del>	<del>Foods</del>			)													/	/
8-10	Occupations in Production of Misc. Food			1	2	1		1						1		2	2	5
	Products																	
8-19	Occupations in Manufacture of Textiles				1												1	1
	<del>N.E.C.</del>																	
8-27	Occupations in Fabrication of Textile			2	2											2	2	4
	Products																	
8-30	Lumbermen, Raftsmen, & Woodchoppers	1												1				1
8-33	General Woodworking Occupation, <del>N.E.C.</del>		1												1			1
8-39	Occupations in Manufacture of Misc.	1	2			1						1		2	3			5
	Finished Lumber Products, <del>N.E.C.</del>																	
8-49	Occupations in Printing and Publishing		1	1											1	1		2
	<del>N.E.C.</del>																	
8-62	Occupations in Mfgs. of Leather Products		1												1			1
8-99	Occupations in Mfg. of Electrical Machinery							1							1			1
	<del>N.E.C.</del>																	
Totals		10	8	38	29	8	3	2	12	1	6	8	11	19	17	48	52	136

Prepared by: Poston Census Office Source: WRA

26

Date: 24

1942

24

1942

24

1942

24

1942

24

1942

24

1942

COLORADO RIVER WAR RELOCATING CENTER  
Unskilled Non-Mfg. Occupations

Unskilled Non-Mfg. Occupations																		
CODE NUMBER	OCCUPATIONAL TITLES	CAMP I				CAMP II				CAMP III				TOTALS				GRAND TOTAL
		MALE		FEMALE		MALE		FEMALE		MALE		FEMALE		MALE		FEMALE		
		A	C	A	C	A	C	A	C	A	C	A	C	A	C	A	C	
9-05	Occupations in building transportation Equipment, <del>N.E.C.</del>		1				1							<del>2</del>	2			2
9-22	Occupations in Extraction of Minerals <del>N.E.C.</del>	1												1				1
9-48	Sailors & Deckhands		1												1			1
9-49	Transportation Occupations, N.E.C.	1					1							1	1			2
9-56	Amusement, Recreation, and Motion Picture Occupations	3								1				4				4
9-57	Occupations in Laundering, Cleaning Dyeing, & Pressing Apparel & other Articles ( <del>Dry Cleaning</del> )	8	2	7	6	4	4	1		2		5		14	6	13	6	39
9-65	Non Process Occupations in Manufacturing <del>N.E.C.</del> <i>NEC</i>												1				1	1
9-71	Oilers of Machinery	1												1				1
9-85	Garage Laborers & car Washers & Greasers		1												1			1
9-86	Photographic Process Occupations					1	1							1	1			2
9-89	Misc. Occupations, N.E.C.								1								1	1
		14	5	7	6	5	7	1	1	3	0	5	1	22	12	13	8	55

Prepared By: Poston Census Office

Source: WRA-26

Date: December 24, 1942

COLORADO RIVER WAR RELOCATING CENTER  
Entry Codes

CODE NUMBER	OCCUPATIONAL TITLES	CAMP I				CAMP II				CAMP III				TOTALS				GRAND TOTAL
		MALE		FEMALE		MALE		FEMALE		MALE		FEMALE		MALE		FEMALE		
		A	C	A	C	A	C	A	C	A	C	A	C	A	C	A	C	
0-X1	Artistic Work		5		17		4	1	3				5		9	1	25	35
0-X2	Musical Work		3	1	8		2	1	4		1				6	2	12	20
0-X3	Literary		1		6				2						1		8	9
0-X4	Entertainment Work							1	2		2		2		2	1	4	7
0-X7	Technical Work		42	2	19		16	1	4		9		8		67	3	31	101
0-X8	Managerial Work	1	2															
0-X6	Public Service Work		11		16			1	3	1			10	1	2			3
1-X1	Computing Work		1		8				2				1		1	1	11	42
1-X2	Recording Work		9		25		4		14		5		6		18		45	12
1-X4	General Clerical Work		14		115		9	1	52		5	1	34		28	2	201	63
1-X5	Public Contact		4		1		1								5		1	231
2-X1	Cooking		3		3				2						3		5	6
2-X3	Child Care			2	8				1							2	9	8
2-X5	Personal Service		1	2	8				5			1	4		1	3	17	11
3-X1	Farming		2				2			1	3			1	7			21
4-X2	Machine Trade		28				4			1	3			1	35			36
4-X6	Crafts		46	1	2		5		1		3				54	1	3	58
6-X4	Manipulative Work		8	86	179		1	7	35			3	33		9	96	247	3522
6-X6	Elemental Work						2	1	1						2	1	1	4

Prepared by: Poston Census Office

Source: WRA-26

Date: December 24, 1942

Indefinite Lexis

Educational	Education						Armed Forces						Total
Level	<del>Citizen</del>		<del>Alien</del>				<del>Citizen</del>		<del>Alien</del>				
	M	F	M	F	M	F	M	F	M	F	M	F	
8 <sup>th</sup> Grade or Less	(1)		None Total 1.		III (3) 1		None Total 1. 3						4
Business & Trade School		IIII			IIII II								
Attended but did not complete High School	(1)	(4)			5 (10)						10		15
Business & Trade School					* I (1)		*	I	*				1
Graduated High School	IIII II (10)	III <u>(1)</u> (3)			14 (30)						30		44
Business & Trade Sch.	* (1)	* (2)			* 7 * I (1)						1	*	3
Attending Coll.-1	IIII III (8)	IIII III (12)			20 II (2)						2		22
College Coll.-2	IIII (4)	IIII (5)			9 II (6)						6		15
Coll.-3	IIII II (10)	IIII I (6)			16 II (2)						2		18
Business & Trade Sc.		/ *			* 1							*	1
Graduated College or University	(1)	(1)			2 III (3)						3		5
Taking P.G. Courses Post Graduates	III (3)	I (1)			4								4
Business & Trade Sch.													
Total Schools in Japan	37	34	(71)		56						56		127

Educational Level	Agricultural				Clerical				Domestic & Services				Skill Trades Industrial				Factory				Professional & Semi-Pro.				X-Unskilled Work				XX-Others				Total		Total Number		
	Citizen		Alien		Citizen		Alien		Citizen		Alien		Citizen		Alien		Citizen		Alien		Citizen		Alien		Citizen		Alien		citizen	Alien							
	M	F	M	F	M	F	M	F	M	F	M	F	M	F	M	F	M	F	M	F	M	F	M	F	M	F	M	F									
8th Grade or Less	4	1	1						2	2	1		5				1							1				13	7	1	1	175	180				
Business & Trade School																																1*					
Attended but did not complete High School	1	4	1	2	2	1			9	12			5	1							1			8	1			42	17	2	2	107	104				
Business & Trade School																																1*					
Graduated High School	11	16	1		5	8			42	20			13	2	1						4			20	21			135	110	1	0	324	342				
Business & Trade School																																					
Attended but did not complete College or University	4	3		1	1	8			29	24	2		2	2							5	14			21			11	67	59	47	0	3	155	164		
Business & Trade School																																					
Graduated College or University	4				4	1			3	1			1								14	4			1			12	37	12			57	58			
Business & Trade School																																					
Schools in Japan	4	2	1	1					2		6	4												1	3			2	9	3	8	31	17	93	97		
Total	95	30	26	17	20	16			78	120	6	7	26	4		3					20	25			45	4	54	142	228	14	23	288	196	35	23	904	945

O + E L A

# Seasonal Leave Departures

			as of	
Educ. Level	Agricultural	Railroad	other	Total
8 & less	<del>C. A.</del> <del>E. M.</del>			
Some HS				
Grad HS				
Some college				
Grad college				
Total				

\_\_\_\_\_  
\_\_\_\_\_  
\_\_\_\_\_

# Occupational and Educational Level Analysis

## Indefinite Leave Departures for Employment

as of June 20, 1943

Educational Level	Agricultural		Clerical	Domestic & Services	Unskilled * Incl. High School	Industrial		Professional & Semi-Pro.	Total
	Male	Female				Skilled Trades	Factory		
8th Grade or less	0	1	1	1					Male 3 C/A C/A
Attended but did not complete High School									
Graduated High School									
Attended but did not complete College or University									
Graduated College or University									
Total									

\* Nonagricultural laborers etc.  
C - alien

Prepared by: Poston Census Office  
Source: Census + Population Files  
Date: ~~Aug 1~~  
But

$$\begin{array}{r}
 9 \\
 1\frac{1}{2} \\
 \hline
 9 \\
 4 \\
 \hline
 14 \\
 16.
 \end{array}$$

(4)

- Date : June - 1943



# EDUCATION AND ARMED FORCES

Indefinite Leave Departures - As of June 17, 1943

As of June 17, 1943

Educational Level	Education in			Armed Forces			Total
	Citizen		Total	Citizen		Total	
	Male	Female		Male	Female		
8th Grade or Less		1	1	3		3	4
Business & Trade School							
Did not complete High School	1	4	5	10		10	15
High School Graduate				1*		1*	1*
Business School							
Graduate High School	10	4	14	30		30	44
Business & Trade School	1*	1*	2*	1*		1*	3*
Coll. - 1	8	12	20	2		2	22
College Coll. - 2	4	5	9	6		6	15
Coll. - 3	10	6	16	2		2	18
Business School		1*	1*				1*
Graduated College or University	1	1	2	3		3	5
Business School							
Took P. G. Courses or Post Graduates	3	1	4				4
Total	37	34	71	56		56	127

C  
O  
L  
L  
E  
G  
E

7/8

COPY

November 5, 1942

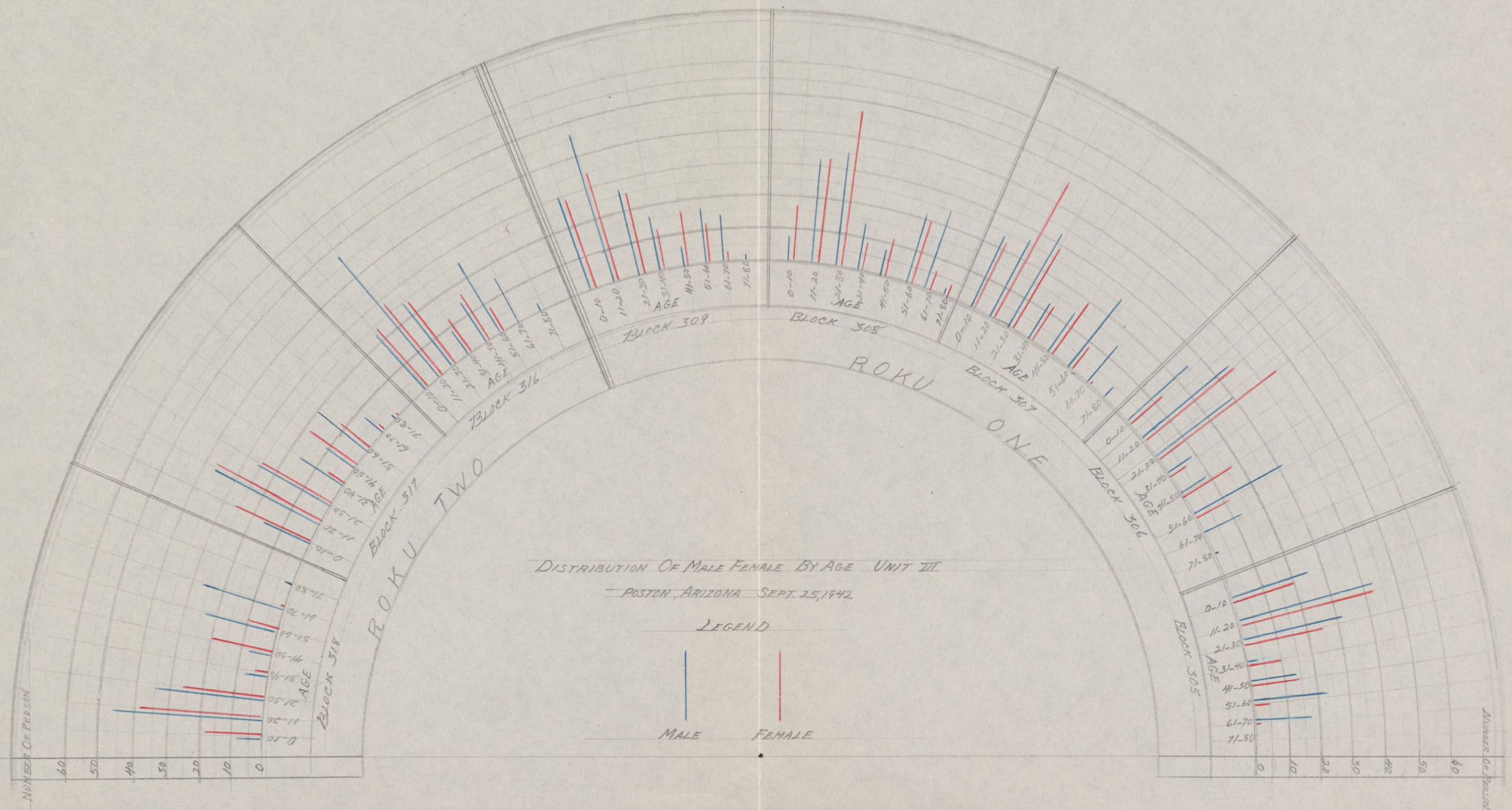
MEMORANDUM TO: MISS ALICE CHENEY  
 FROM: Bureau of Sociological Research

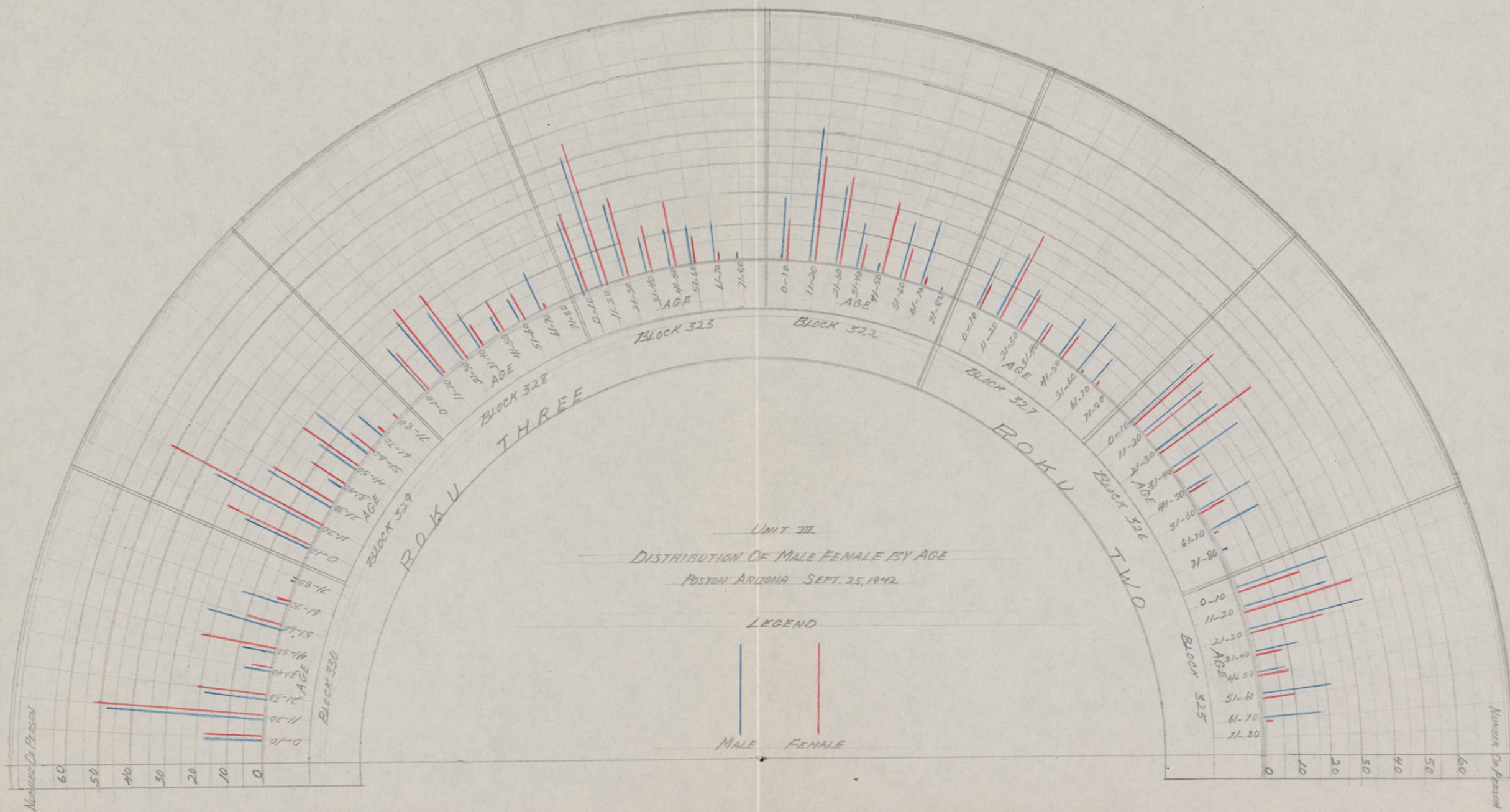
	<u>Camp I</u>	<u>Camp II</u>	<u>Camp III</u>
1. Population -			
Age 1 - 10 . . . . .	1,600		630
11 - 20 . . . . .	2,450		1,170
21 - 30 . . . . .	1,720		845
31 - 40 . . . . .	740		540
41 - 50 . . . . .	1,000		400
51 - 60 . . . . .	1,100		450
61 - 70 . . . . .	540		275
71 - 90 . . . . .	80		15
Total. . . . .	9,079	3,902	4,221
2. Citizens -			
Niseis. . . . .	3,974		2,554**
*Kibei. . . . .	1,406		
Sansens. . . . .	415		231
3. Aliens - . . . . .	3,112		1,444
4. Religious Connections -			
Buddhists . . . . .	4,697		2,686
Christians. . . . .	3,168		1,241
5. Previous Occupations -			
Agriculture . . . . .	1,099	959	867
Business. . . . .	505	97	176
Domestic. . . . .	1,828	785	734
Medical . . . . .	62	25	13
Clerical. . . . .	433	81	35
Trade . . . . .	478	118	70
6. Children in School -			
Junior and High School. . . . .	1,508	650	668
Elementary. . . . .	934	422	352
7. Number going to outside employment . .	734***		
8. Number asking for repatriation . . . .	350 approximately***		
9. Number employed in Poston. . . . .	4,405	1,746	1,525
10. Number going out to college. . . . .	34***		

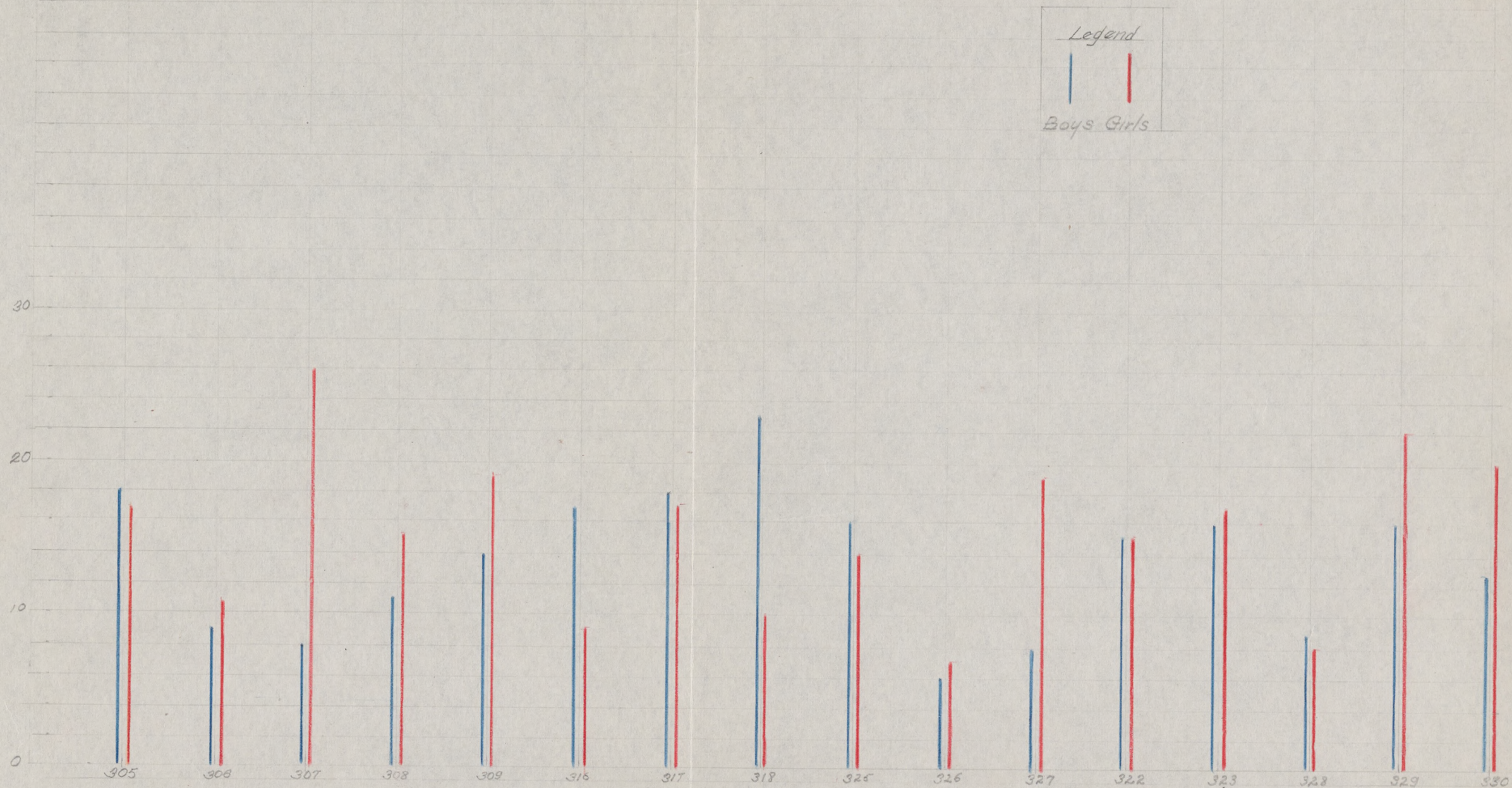
\* Designates anyone who has been to Japan

\*\* Includes Niseis and Kibei

\*\*\* Includes Poston 1, 2, 3.



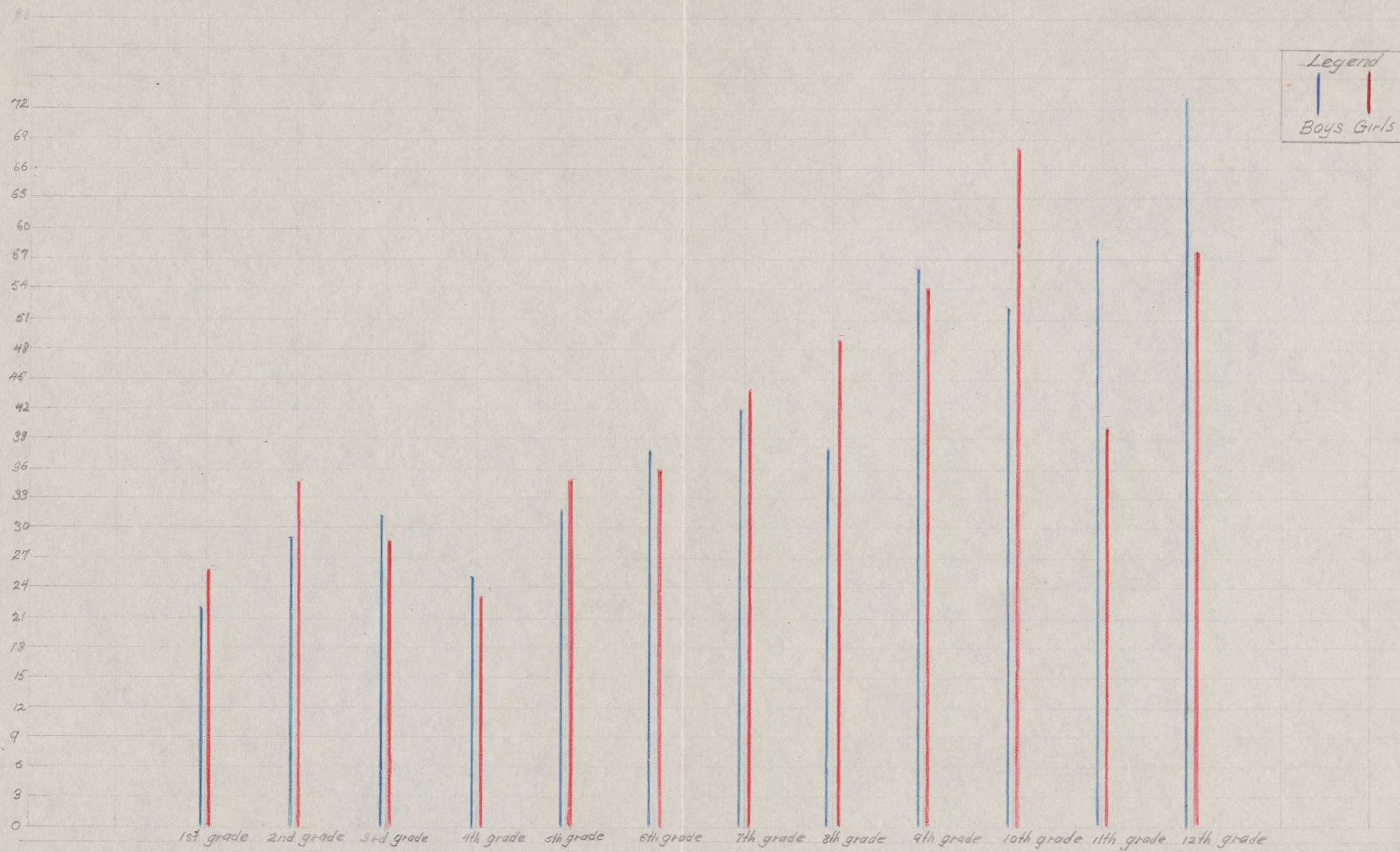




Boys and Girls of 11 to 15 years of age September 25, 1942

source: BLOCK census taken by census office

Ben Mowse



Boy and Girls According to Grades November 12, 1942

SCHOOL  
Source: from POSTON III, ATTENDANCE OFFICE

Ben Inouye

11/14/42

## SCHOOL CHILDREN

GRADES	Boys	GIRLS	TOTAL	
<u>Grammar</u>				
1	22	26	48	
2	29	35	64	
3	31	29	60	
4	25	23	48	
* 4+5	13	17	30	
5	19	18	37	
6	38	36	74	TOTAL Grammar - 361
<u>Jr. high</u>				
7	42	44	86	
8	38	49	87	TOTAL Jr. high - 173
<u>Sr. high</u>				534
9	56	54	110	
10	52	68	120	
11	59	40	99	
12	73	58	131	TOTAL Sr. high 460
TOTAL	497	497	994	

\*

This grade is a combination of 4<sup>th</sup> and 5<sup>th</sup> grade students, exclusive of the other 4<sup>th</sup> and 5<sup>th</sup> grades.

CLASSIFICATION OF AGE GROUP (Unit III) Sept. 25/42

(MALE) IN NUMBER

Рок I

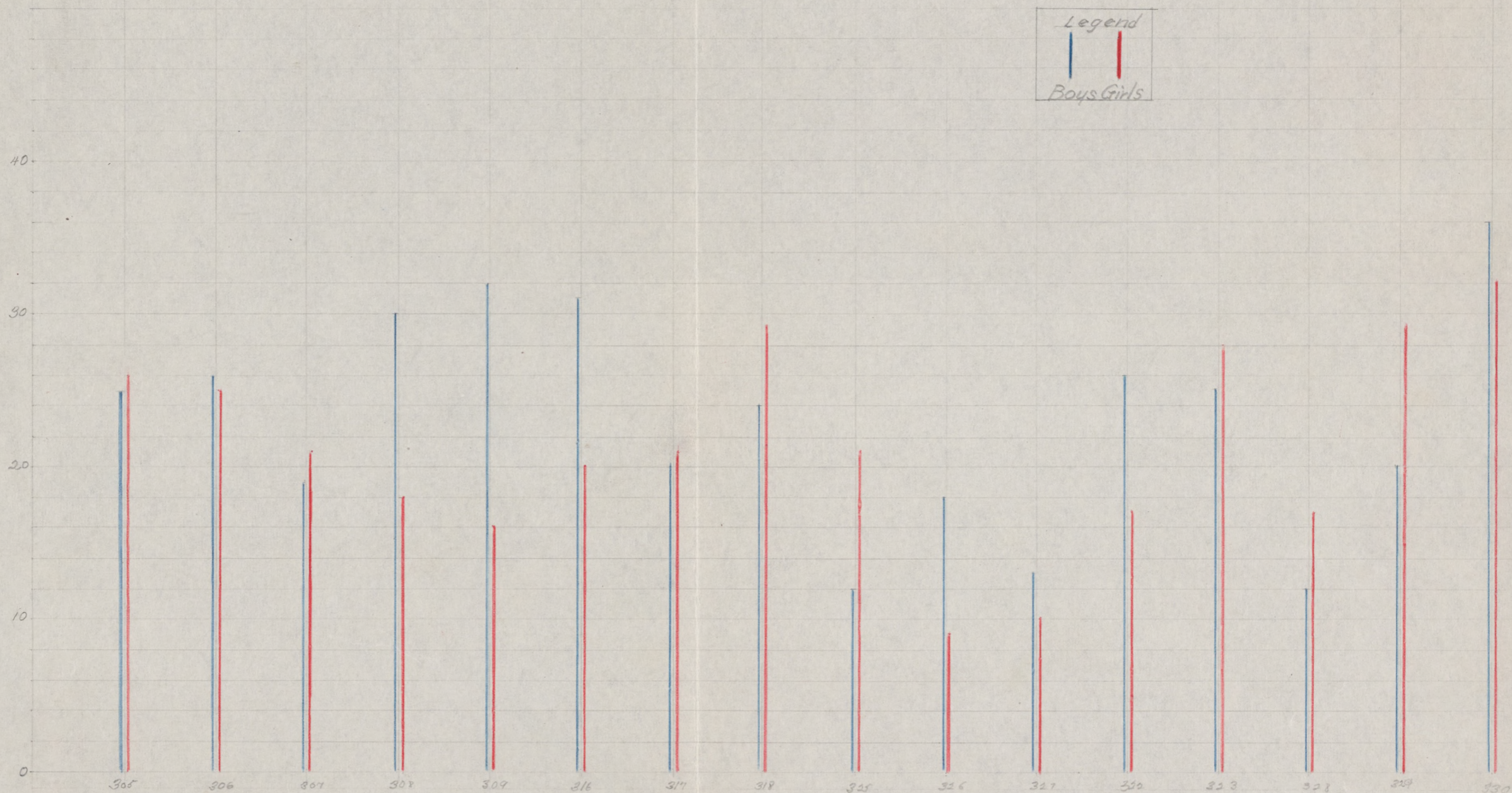
Book II

Robert III

Age	305	306	307	308	309	316	317	318	315	326	327	322	313	318	319	330
0-10	25	25	24	8	30	23	16	8	30	25	15	19	23	17	21	18
11-20	43	35	27	41	46	48	38	47	28	24	21	41	41	21	36	49
21-30	32	30	33	35	27	25	26	35	37	23	13	24	23	18	22	19
31-40	3	9	13	4	16	9	16	8	13	24	5	13	10	12	4	8
41-50	13	9	14	8	6	14	11	8	8	9	13	2	11	5	12	9
51-60	23	31	26	21	17	25	20	24	21	16	18	16	11	7	20	23
61-70	17	13	17	25	14	15	8	27	16	15	9	20	11	12	9	13
71-90	1	4	2	2	2	2	2	3	1	1	2	1	2	1	1	1

(FEMALE) IN NUMBER

[illegible]



BOYS AND GIRLS OF 16-TO-20 YEARS OF AGE SEPTEMBER 25, 1942

source: BLOCK census TAKEN By POSTON census OFFICE

Camp III - Poston

Ben Inoué

# 16-20 AGE GROUP

FEMALE

ROKH I 106

ROKH II 110

ROKH III 123

TOTAL FEMALE - - - - - 339

MALE

ROKH I 132

ROKH II 118

ROKH III 119

TOTAL MALE - - - - - 369

Combined Total - - - - - 708

03

# S U M M A R Y

Graduates 1939-1942	Male	Female	Total
College	40	23	63
Jr. College	46	59	105
Students at Evacuation			
Seniors	4	3	7
Juniors	25	11	36
Sophomores			
College	14	13	27
Jr. College	53	54	117
Freshmen			
College	14	16	30
Jr. College	18	13	31
	<hr/>	<hr/>	<hr/>
TOTAL	224	192	416

Prepared by: Poston Census Office

	17 yrs. or und. or over 17 yrs. if in hi. sch.	MALES				FEMALES				MALES				FEMALES				56 yrs. or over		TOTAL		
		18-45				18-45				46-55				46-55				M	F			
		S	M	D	W	S	M	D	W	S	M	D	W	S	M	D	W					
Camp 1	3364	818	716	11	1	814	1145	10	36	112	338	8	42	10	2	456	3	38	2	1005	201	9569
Camp 2	1484	577	329	0	3	351	455	4	19	26	169	1	8	1	0	175	1	22	0	323	99	3994
Camp 3	1442	599	333	3	6	418	521	2	19	64	122	2	11	3	0	188	0	26	1	503	91	4351
TOTAL	6290	2358	1402	14	16	1589	2124	16	70	202	569	11	61	14	2	819	4	106	3	1831	359	17920

AGE AND MARITAL STATUS OF CATEGORIES BELOW TO BE DETERMINED  
(To be subtracted from totals above)

	M	F	Total
1. Off the project on short term employment on Nov. 10 -----	747	20	767
2. Off the project for outside hospitalization Nov. 10 -----	4	5	9
3. Deaths to Nov. 10 (included in totals above) -----	10	5	15
4. Unrecorded births to Nov. 10 (to be added to above totals) ---	22	28	50
5. Interned by the F.B.I. -----	4		4
6. Left Poston before Nov. 10 for intermarriage release -----	27	42	69
7. " " " " " " education (college) -----	15	19	34
8. " " " " " " other reasons -----	16	12	28
Total -----	845	121	976

Key: S----- Single  
M----- Married  
D----- Divorced  
W----- Widow or widower  
Sep--- Separated

# TALLY SHEET

TABULATION OF COLLEGE AND JUNIOR COLLEGE STUDENTS

RECENT GRADUATES (1939-1942) AND STUDENTS AT TIME OF EVACUATION

(Legend Blue / = Male Red / = Female)

GRADUATES 1939-1942		ATTENDING COLLEGE AT EVACUATION					
COLLEGE	JUNIOR COLLEGE	SENIORS	JUNIORS	SOPHOMORES	FRESHMAN	JUNIOR COLLEGE 1st Yr.	2nd Yr.
<div> <div>    </div> <div>    </div> <div>    </div> <div>    </div> </div>	<div> <div>    </div> <div>    </div> <div>    </div> <div>  </div> </div>	<div> <div>    </div> </div>	<div> <div>    </div> <div>    </div> </div>	<div> <div>    </div> </div>	<div> <div>    </div> </div>	<div> <div>    </div> <div>    </div> <div>    </div> <div>    </div> <div>    </div> <div>    </div> <div>    </div> <div>    </div> </div>	<div> <div>    </div> <div>    </div> </div>
40	46	4	25	14	14	63	19
224							
<div> <div>    </div> <div>    </div> <div>   </div> </div>	<div> <div>    </div> <div>    </div> <div>    </div> <div>    </div> </div>	<div> <div>   </div> </div>	<div> <div>    </div> </div>	<div> <div>    </div> </div>	<div> <div>    </div> <div>  </div> </div>	<div> <div>    </div> <div>    </div> <div>    </div> <div>    </div> <div>    </div> <div>    </div> </div>	<div> <div>    </div> <div>   </div> </div>
23	59	3	11	13	16	54	13
192							
224							
416							

ISSEI, Nisei Kibei, Sansei (PERCENTAGE)

September 25, 1942

Roku.	ISSEI	Nisei	Kibei	Non Kibei	Sansei	Total.
I.	34.4	60.2	16.0	44.2	5.4	100.0
II.	36.0	57.4	13.2	44.2	6.6	100.0
III.	31.7	64.5	14.1	50.4	3.8	100.0
Total.	34.1	60.5	14.5	46.0	5.4	100.0

SEPTEMBER 25, 1942.

Kibei are arbitrarily defined as a person who were in Japan for 3 yrs. or more during the ages between birth and 20 yrs.

Рокв I

Roku II

Roku III

	305	306	307	308	309	310	311	312	313	314	315	316	317	318	319	320
Issei's	98	94	106	116	90	108	92	114	94	81	61	82	81	48	83	96
Nisei's *	185	175	185	154	181	167	147	165	163	148	93	141	181	116	180	166
<del>Hibei's (Those who visited Japan)</del>	<del>33</del>	<del>55</del>	<del>61</del>	<del>39</del>	<del>46</del>	<del>47</del>	<del>39</del>	<del>34</del>	<del>34</del>	<del>38</del>	<del>11</del>	<del>37</del>	<del>28</del>	<del>28</del>	<del>53</del>	<del>27</del>
<del>Non Hibei's</del>	<del>152</del>	<del>130</del>	<del>124</del>	<del>115</del>	<del>135</del>	<del>150</del>	<del>108</del>	<del>131</del>	<del>129</del>	<del>110</del>	<del>82</del>	<del>111</del>	<del>153</del>	<del>88</del>	<del>127</del>	<del>139</del>
Sansei's	6	23	5	18	28	15	31	4	19	30	5	17	4	12	5	9
Total Issei, Nisei, Sansei	289	292	296	298	299	290	270	283	276	269	159	247	266	176	268	271
Hibei	12	18	28	21	35	29	13	21	23	26	7	28	24	26	22	25

\* This Nisei now equals the  
Kibei + Non Kibei rows colored in purple

September 25, 1942.

Poston, Arizona

# BLOCKS

305 306 307 308 309 316 317 318 325 226 227 322 323 328 329 350

Roku I

Roku II

Roku III

ISSEI

33.9 32.1 35.8 40.2 30.0 37.2 34.0 40.2 34.0 31.2 38.4 33.1 30.4 27.2 31.0 35.4

NISEI

64.0 60.0 62.5 53.5 60.6 57.6 54.5 58.4 59.1 57.2 58.5 60.0 68.0 66.0 67.2 61.5

~~Kibei (those visited Japan)~~

~~11.4 18.9 20.6 13.5 15.3 16.2 14.4 12.0 12.3 14.7 6.9 15.0 10.5 16.0 19.8 10.0~~

~~Non-Kibei (NISEIS)~~

~~52.6 41.2 41.9 40.0 45.3 41.4 40.1 46.4 46.7 42.5 57.6 45.0 57.5 50.0 47.4 57.3~~

Sansei

2.1 2.9 1.7 6.3 9.4 5.2 11.5 1.4 6.9 11.6 3.1 6.9 1.5 6.8 1.9 3.3

SEPTEMBER 25, 1942

ISSEI, NISSEI, SANSEI, KIBEI (NUMBER)

<u>Roku</u>	<u>ISSEI</u>	<u>NISSEI</u>	<u>KIBEI</u>	<u>NonKibi</u>	<u>Sansei</u>	<u>Total</u>
<u>I</u>	504	880	234	646	80	1464
<u>II</u>	550	883	203	680	104	1537
<u>III</u>	390	791	173	618	47	1228
<u>Total</u>	1444	2554	610	1944	231	4229

\* Equal To the sum of KibeI and  
Non Kibi of Next 2 Columns.

CLASSIFICATION IN AGE GROUP

Female

	305	06	07	08	09	316	17	18	25	26	27	322	23	28	29	30
0-10	20	13	22	17	29	24	26	19	20	32	7	11	15	14	29	18
11-15	17	11	26	15	16	9	17	10	14	7	19	15	17	8	22	20
16-20	26	25	21	18	16	20	21	29	21	9	10	17	28	17	29	32
21-25	20	32	21	20	15	18	16	18	13	20	7	22	18	13	14	15
26-30	5	13	8	27	10	6	9	8	10	15	4	6	7	10	7	6
31-40	10	6	12	9	12	12	7	5	8	9	5	7	14	6	11	5
41-50	14	18	20	11	16	16	19	20	9	5	8	22	20	10	20	23
51-60	5	11	9	20	12	8	6	10	10	8	1	9	8	8	7	10
61-70	1		1	6	3	2	1	2	1	1	1	2	2	1	2	3
71-90				4		1									1	1
Total	118	129	140	147	137	113	124	120	107	106	62	111	129	87	142	133

Male

	305	06	07	08	09	316	17	18	25	26	27	322	23	28	29	30
0-10	25	25	24	8	30	23	16	8	30	25	15	19	23	17	21	18
11-15	18	9	8	11	14	17	18	23	16	6	8	15	16	9	16	13
16-20	25	26	19	30	32	31	20	24	12	18	13	26	25	12	20	36
21-25	25	12	25	25	16	15	18	21	23	7	9	14	14	10	15	13
31-40	3	9	13	14	16	9	16	8	13	24	5	13	10	12	4	8
41-50	13	9	14	8	6	14	11	8	8	9	13	2	11	5	12	9
51-60	23	31	26	21	17	25	20	24	21	16	18	16	11	7	20	23
61-70	17	13	17	25	14	15	8	27	16	15	9	20	11	12	9	13
71-80		1	4	2	2	2	2	3		1		1	2			1
Total	156	153	158	144	158	161	137	160	153	137	94	136	132	92	124	140

# Camp III - Poston

## Roku I

Nisei 60.1  
Issei 34.4  
Sansei 5.5

## Block

## In Percentage

Nisei	Issei	Sansei
64%	33.9%	0.5%
60%	32.1%	1.0%
62.5%	35.8%	0.8%
53.5%	40.2%	1.2%
60.6%	30	2.0%

305  
306  
307  
308  
309

## Roku II

Nisei 57.5%  
Issei 35.8  
Sansei 6.7

Nisei	Issei	Sansei
57.6%	37.2%	1.0%
54.5%	34 %	2.0%
58.4%	40.2%	.4%
59.1% <sup>8</sup>	34	1.0%
57.2%	31.2%	2.0%
58.5%	38.4%	.3%

316  
317  
318  
325  
326  
327

## Roku III

Nisei 64.5  
Issei 31.4  
Sansei 4.1

Nisei	Issei	Sansei
60%	33.1%	1.0%
68%	30.4%	0.5%
66%	27.2%	1.0%
67.2%	31.0%	0.6%
61.3%	35.4%	1.0%

322  
323  
328  
329  
330

*Camp III -- Poston*

Classification AS To Age

(MALE) (%)

Roku	0-10	11-15	16-20	21-25	26-30	31-40	41-50	51-60	61-70	71-80	Total
I	14.5	7.8	17.2	13.4	7.0	5.9	6.5	15.4	11.3	1.0	100.8
II	13.9	10.4	14.0	11.3	7.6	8.9	7.5	14.7	10.7	1.0	100.0
III	15.7	11.1	19.1	10.6	6.4	7.5	6.3	12.4	10.3	.6	100.0
Total	14.7	9.8	16.8	11.7	7.0	7.4	6.8	14.2	10.7	.9	100.100

(Source: Census Files) Female

(Source: Census Files) Female

Roku	0-10	11-15	16-20	21-25	26-30	31-40	41-50	51-60	61-70	71-80	Total
I	15.1	13.2	15.9	16.2	9.4	7.4	11.9	8.6	1.7	.6	100.0
II	20.2	12.0	17.4	14.6	8.2	7.3	12.2	6.8	1.1	.2	100.0
III	14.5	13.6	20.4	13.6	6.0	7.2	15.8	7.0	1.6	.3	100.0
Total	16.6	12.9	17.9	14.8	7.9	7.3	13.3	7.5	1.4	.4	100.0

Classification As To Age

(MALE) NUMBER

Roku	0-10	11-15	16-20	21-25	26-30	31-40	41-50	51-60	61-70	71-80	Total
									Y		
I	112	60	132	103	54	45	50	118	86	9	769
II	117	88	118	95	64	75	63	124	90	8	842
III	98	69	119	66	40	47	39	77	65	4	624
Total	327	217	369	264	158	167	152	319	241	21	2235

Classification As To Age

(Female)      Number

Roku	0-10	11-15	16-20	21-25	26-30	31-40	41-50	51-60	61-70	71-80	Total
I	101	88	106	108	63	49	79	57	11	4	666
II	128	76	110	92	52	46	77	43	7	1	632
III	87	82	123	82	36	43	95	42	10	2	602
Total	316	246	339	282	151	138	251	142	28	7	1900

Classification in

age groups (Number) : 305 306 307 308 309 316 317 318 325 326 327 322 323 328 329 330

(Female)

0-10	20	13	22	17	29	24	26	19	20	32	7	11	15	14	29	18
11-15	17	11	26	15	19	9	17	10	14	7	19	15	17	8	22	20
16-20	26	25	21	18	16	20	21	29	21	9	10	17	28	17	29	32
21-25	20	32	21	20	15	18	16	18	13	20	7	22	18	13	14	15
26-30	5	13	8	27	10	6	9	8	10	15	4	6	7	10	7	6
31-40	10	6	12	9	12	12	7	5	8	9	5	7	14	6	11	5
41-50	14	18	20	11	16	16	19	20	9	4	8	22	20	10	20	23
51-60	5	11	9	20	12	8	6	10	10	8	1	9	28	8	7	10
61-70	1		1	6	3		2	1	2	1	1	2	2	1	2	3
71-80				4			1								1	1

&

118 129 140 147 132 113 124 120 107 106 62 111 129 87 14 133

## BASIC DATA NOT AVAILABLE AT COLORADO RIVER RELOCATION CENTER

J 3.681

NAME	FAMILY NUMBER	SEX	DATE OF BIRTH	MARITAL STATUS	CITIZENSHIP	ALIEN REG. NUMBER	TYPE ORIG. ENTRY	DATE ENTRY	PRE-EVACUATION ADDRESS
(Teletype of August 3, 1945)									
KATAYAMA, Larry	No record of his ever having been a resident.								
KONEGO, Tairo/1	42239	M	8-15-81	W	A	Unknown	DE	8-4-42	Del Rey, Calif.
NODA, Kinsaburo	No record of his ever having been a resident - In Mexico at time of evacuation according to WRA-26 Record of wife (Tsuruyo NODA).								
KAWAKITA, Yosaburo	21221	M	9-3-83	Unk	A	3270842	P-Santa Fe	11-30-44	Calexico, Calif.
NISHIYE, Kumataro	31362	M		S	A	2813426	DE	5-23-42	Delano, Calif.
SABUROMARU, Yoshiaki	24166	M	9-10-20	S	G	-	DE	5-15-42	Westminister, Calif.
SUZUKI, Kamejiro	34325	M	1-3-88	Unk	A	4944682	P-Santa Fe	9-14-44	Los Angeles, Calif.
MORITA, Shizuye(nee YOSHIDA)	21262	F	6-29-22	M	C	-	DE	5-19-42	Holtville, Calif.
YOSHISATO, Mary Chizuki	39035	F	1-7-21	S	C	-	DE	5-25-42	Bakersfield, Calif.
YUHARA, Otoyoe	WRA-26 Record of husband (Torasaburo YUHARA) lists her as deceased at time of evacuation.								
YAKATA, Taneichi Frank	18760	M	3-3-85	W	A	1928327	DE	5-27-42	Los Angeles, Calif.
YUMAE, Sumiharu	13206	Have record of SUMITSUGI YUMAE, #13206, who was born and who died on 10-7-43. (Born to Kazu and Sumiyoshi YUMAE, #13206). No record of a Sumiharu.							
YONEOKA, Eizo/2	24096	M	9-3-82	S	A	2760477	DE	5-17-42	Costa Mesa, Calif.

1/ SDR and Direct Evacuee List both carry a Tairo KANEGO, #42239. However, we have reason to believe this may be Kamezo TAIRA who is listed on several records as having lost his family number and also on other records with family numbers #4229, 42222, and 4130, all of which do not apparently belong to him. Please check your records carefully on this person and advise us as to your decision. According to our records TAIRA is presently in your center.

2/ No record of Kohki - Is it possible that Eizo YONEOKA is person to whom you had reference?





1945

18

167

5

13147

131



NAME	FAMILY NUMBER	SEX	DATE OF BIRTH	MARITAL STATUS	CITIZENSHIP	ALIEN REG. NUMBER	TYPE ORIG. ENTRY	DATE ENTRY	PRE-EVACUATION ADDRESS
KAWASHIMA, Mizaburo	21278		Never in Poston according to our records. Entered Los Angeles Gen. Hospital 10-5-42						
KAWATSU, Keizo/4	22241	M	1860	S	A	3301251	MRAC	6-2-42	Glendale, Arizona
KINOSHITA, George Hidenobu/5	1069	M	2-19-23	S	C	-	PIAC	7-22-42	Sacramento, Calif.
" , Masue	1069	F	8-30-00	M	A	2786377	"	"	"
" , Tsurunosuke	1069	M	11-9-90	M	A	2786391	"	"	"
OTA (Hayashi), Kyoko	22697	F	8-10-21	M	C	-	SLAC	6-29-42	Salinas, Calif.
YAMASHITA, Aiko Jean/6	41635	F	2-19-36	S	C	-	DE	8-6-42	Visalia, Calif.
" , Hisaye	"	F	7-12-38	S	C	-	DE	"	"
" , Katsuko Nancy	"	F	2-11-43	S	C	-	B	2-11-43	
" , Sachiya	"	F	7-12-38	S	C	-	DE	8-6-42	Visalia, Calif.
" , Sawano	"	F	1-31-03	M	A	4708820	DE	8-6-42	"
" , Seiji Roy	"	M	2-14-37	S	C	-	DE	8-6-42	"

1/ Date of entry to center unknown. Project records should disclose this date. Departure advice received only for Mary ESTRADA. Assume children departed with her on 9/3/42.

2/ Transferred to Gila; not Granada as reported on teletype.

3/ No WRA-26 Record. Data taken from Death Certificate - 7/23/42.

4/ Only record we have that KAWATSU entered Poston is from WCCA Microfilm and it is possible it may be in error. Check train list and all other Project sources on this case. Have no WRA-26 Record or advices. Also do not have copy of Mayer Assembly Train List.

5/ George and Hidenobu KINOSHITA one and same person.

6/ No record of a YAMAGIMOTO family -- Shouldn't this be YAMASHITA family (#41635)?

War Relocation Authority  
Statistics Section  
Washington, D. C.  
9/5/45

RECEIVED  
SEP 10 1945  
WAR RELOCATION AUTHORITY  
SAN FRANCISCO, CALIF.

RECEIVED  
SEP 10 1945  
WAR RELOCATION AUTHORITY  
SAN FRANCISCO, CALIF.

1	2	3	4	5	6	7	8	9	10	11	12	13	14	15	16	17	18	19	20	21	22	23	24	25	26	27	28	29	30	31	32	33	34	35	36	37	38	39	40	41	42	43	44	45	46	47	48	49	50	51	52	53	54	55	56	57	58	59	60	61	62	63	64	65	66	67	68	69	70	71	72	73	74	75	76	77	78	79	80	81	82	83	84	85	86	87	88	89	90	91	92	93	94	95	96	97	98	99	100	101	102	103	104	105	106	107	108	109	110	111	112	113	114	115	116	117	118	119	120	121	122	123	124	125	126	127	128	129	130	131	132	133	134	135	136	137	138	139	140	141	142	143	144	145	146	147	148	149	150	151	152	153	154	155	156	157	158	159	160	161	162	163	164	165	166	167	168	169	170	171	172	173	174	175	176	177	178	179	180	181	182	183	184	185	186	187	188	189	190	191	192	193	194	195	196	197	198	199	200	201	202	203	204	205	206	207	208	209	210	211	212	213	214	215	216	217	218	219	220	221	222	223	224	225	226	227	228	229	230	231	232	233	234	235	236	237	238	239	240	241	242	243	244	245	246	247	248	249	250	251	252	253	254	255	256	257	258	259	260	261	262	263	264	265	266	267	268	269	270	271	272	273	274	275	276	277	278	279	280	281	282	283	284	285	286	287	288	289	290	291	292	293	294	295	296	297	298	299	300	301	302	303	304	305	306	307	308	309	310	311	312	313	314	315	316	317	318	319	320	321	322	323	324	325	326	327	328	329	330	331	332	333	334	335	336	337	338	339	340	341	342	343	344	345	346	347	348	349	350	351	352	353	354	355	356	357	358	359	360	361	362	363	364	365	366	367	368	369	370	371	372	373	374	375	376	377	378	379	380	381	382	383	384	385	386	387	388	389	390	391	392	393	394	395	396	397	398	399	400	401	402	403	404	405	406	407	408	409	410	411	412	413	414	415	416	417	418	419	420	421	422	423	424	425	426	427	428	429	430	431	432	433	434	435	436	437	438	439	440	441	442	443	444	445	446	447	448	449	450	451	452	453	454	455	456	457	458	459	460	461	462	463	464	465	466	467	468	469	470	471	472	473	474	475	476	477	478	479	480	481	482	483	484	485	486	487	488	489	490	491	492	493	494	495	496	497	498	499	500	501	502	503	504	505	506	507	508	509	510	511	512	513	514	515	516	517	518	519	520	521	522	523	524	525	526	527	528	529	530	531	532	533	534	535	536	537	538	539	540	541	542	543	544	545	546	547	548	549	550	551	552	553	554	555	556	557	558	559	560	561	562	563	564	565	566	567	568	569	570	571	572	573	574	575	576	577	578	579	580	581	582	583	584	585	586	587	588	589	590	591	592	593	594	595	596	597	598	599	600	601	602	603	604	605	606	607	608	609	610	611	612	613	614	615	616	617	618	619	620	621	622	623	624	625	626	627	628	629	630	631	632	633	634	635	636	637	638	639	640	641	642	643	644	645	646	647	648	649	650	651	652	653	654	655	656	657	658	659	660	661	662	663	664	665	666	667	668	669	670	671	672	673	674	675	676	677	678	679	680	681	682	683	684	685	686	687	688	689	690	691	692	693	694	695	696	697	698	699	700	701	702	703	704	705	706	707	708	709	710	711	712	713	714	715	716	717	718	719	720	721	722	723	724	725	726	727	728	729	730	731	732	733	734	735	736	737	738	739	740	741	742	743	744	745	746	747	748	749	750	751	752	753	754	755	756	757	758	759	760	761	762	763	764	765	766	767	768	769	770	771	772	773	774	775	776	777	778	779	780	781	782	783	784	785	786	787	788	789	790	791	792	793	794	795	796	797	798	799	800	801	802	803	804	805	806	807	808	809	810	811	812	813	814	815	816	817	818	819	820	821	822	823	824	825	826	827	828	829	830	831	832	833	834	835	836	837	838	839	840	841	842	843	844	845	846	847	848	849	850	851	852	853	854	855	856	857	858	859	860	861	862	863	864	865	866	867	868	869	870	871	872	873	874	875	876	877	878	879	880	881	882	883	884	885	886	887	888	889	890	891	892	893	894	895	896	897	898	899	900	901	902	903	904	905	906	907	908	909	910	911	912	913	914	915	916	917	918	919	920	921	922	923	924	925	926	927	928	929	930	931	932	933	934	935	936	937	938	939	940	941	942	943	944	945	946	947	948	949	950	951	952	953	954	955	956	957	958	959	960	961	962	963	964	965	966	967	968	969	970	971	972	973	974	975	976	977	978	979	980	981	982	983	984	985	986	987	988	989	990	991	992	993	994	995	996	997	998	999	1000	1001	1002	1003	1004	1005	1006	1007	1008	1009	1010	1011	1012	1013	1014	1015	1016	1017	1018	1019	1020	1021	1022	1023	1024	1025	1026	1027	1028	1029	1030	1031	1032	1033	1034	1035	1036	1037	1038	1039	1040	1041	1042	1043	1044	1045	1046	1047	1048	1049	1050	1051	1052	1053	1054	1055	1056	1057	1058	1059	1060	1061	1062	1063	1064	1065	1066	1067	1068	1069	1070	1071	1072	1073	1074	1075	1076	1077	1078	1079	1080	1081	1082	1083	1084	1085	1086	1087	1088	1089	1090	1091	1092	1093	1094	1095	1096	1097	1098	1099	1100	1101	1102	1103	1104	1105	1106	1107	1108	1109	1110	1111	1112	1113	1114	1115	1116	1117	1118	1119	1120	1121	1122	1123	1124	1125	1126	1127	1128	1129	1130	1131	1132	1133	1134	1135	1136	1137	1138	1139	1140	1141	1142	1143	1144	1145	1146	1147	1148	1149	1150	1151	1152	1153	1154	1155	1156	1157	1158	1159	1160	1161	1162	1163	1164	1165	1166	1167	1168	1169	1170	1171	1172	1173	1174	1175	1176	1177	1178	1179	1180	1181	1182	1183	1184	1185	1186	1187	1188	1189	1190	1191	1192	1193	1194	1195	1196	1197	1198	1199	1200	1201	1202	1203	1204	1205	1206	1207	1208	1209	1210	1211	1212	1213	1214	1215	1216	1217	1218	1219	1220	1221	1222	1223	1224	1225	1226	1227	1228	1229	1230	1231	1232	1233	1234	1235	1236	1237	1238	1239	1240	1241	1242	1243	1244	1245	1246	1247	1248	1249	1250	1251	1252	1253	1254	1255	1256	1257	1258	1259	1260	1261	1262	1263	1264	1265	1266	1267	1268	1269	1270	1271	1272	1273	1274	1275	1276	1277	1278	1279	1280	1281	1282	1283	1284	1285	1286	1287	1288	1289	1290	1291	1292	1293	1294	1295	1296	1297	1298	1299	1300	1301	1302	1303	1304	1305	1306	1307	1308	1309	1310	1311	1312	1313	1314	1315	1316	1317	1318	1319	1320	1321	1322	1323	1324	1325	1326	1327	1328	1329	1330	1331	1332	1333	1334	1335	1336	1337	1338	1339	1340	1341	1342	1343	1344	1345	1346	1347	1348	1349	1350	1351	1352	1353	1354	1355	1356	1357	1358	1359	1360	1361	1362	1363	1364	1365	1366	1367	1368	1369	1370	1371	1372	1373	1374	1375	1376	1377	1378	1379	1380	1381	1382	1383	1384	1385	1386	1387	1388	1389	1390	1391	1392	1393	1394	1395	1396	1397	1398	1399	1400	1401	1402	1403	1404	1405	1406	1407	1408	1409	1410	1411	1412	1413	1414	1415	1416	1417	1418	1419	1420	1421	1422	1423	1424	1425	1426	1427	1428	1429	1430	1431	1432	1433	1434	1435	1436	1437	1438	1439	1440	1441	1442	1443	1444	1445	1446	1447	1448	1449	1450	1451	1452	1453	1454	1455	1456	1457	1458	1459	1460	1461	1462	1463	1464	1465	1466	1467	1468	1469	1470	1471	1472	1473	1474	1475	1476	1477	1478	1479	1480	1481
---	---	---	---	---	---	---	---	---	----	----	----	----	----	----	----	----	----	----	----	----	----	----	----	----	----	----	----	----	----	----	----	----	----	----	----	----	----	----	----	----	----	----	----	----	----	----	----	----	----	----	----	----	----	----	----	----	----	----	----	----	----	----	----	----	----	----	----	----	----	----	----	----	----	----	----	----	----	----	----	----	----	----	----	----	----	----	----	----	----	----	----	----	----	----	----	----	----	----	-----	-----	-----	-----	-----	-----	-----	-----	-----	-----	-----	-----	-----	-----	-----	-----	-----	-----	-----	-----	-----	-----	-----	-----	-----	-----	-----	-----	-----	-----	-----	-----	-----	-----	-----	-----	-----	-----	-----	-----	-----	-----	-----	-----	-----	-----	-----	-----	-----	-----	-----	-----	-----	-----	-----	-----	-----	-----	-----	-----	-----	-----	-----	-----	-----	-----	-----	-----	-----	-----	-----	-----	-----	-----	-----	-----	-----	-----	-----	-----	-----	-----	-----	-----	-----	-----	-----	-----	-----	-----	-----	-----	-----	-----	-----	-----	-----	-----	-----	-----	-----	-----	-----	-----	-----	-----	-----	-----	-----	-----	-----	-----	-----	-----	-----	-----	-----	-----	-----	-----	-----	-----	-----	-----	-----	-----	-----	-----	-----	-----	-----	-----	-----	-----	-----	-----	-----	-----	-----	-----	-----	-----	-----	-----	-----	-----	-----	-----	-----	-----	-----	-----	-----	-----	-----	-----	-----	-----	-----	-----	-----	-----	-----	-----	-----	-----	-----	-----	-----	-----	-----	-----	-----	-----	-----	-----	-----	-----	-----	-----	-----	-----	-----	-----	-----	-----	-----	-----	-----	-----	-----	-----	-----	-----	-----	-----	-----	-----	-----	-----	-----	-----	-----	-----	-----	-----	-----	-----	-----	-----	-----	-----	-----	-----	-----	-----	-----	-----	-----	-----	-----	-----	-----	-----	-----	-----	-----	-----	-----	-----	-----	-----	-----	-----	-----	-----	-----	-----	-----	-----	-----	-----	-----	-----	-----	-----	-----	-----	-----	-----	-----	-----	-----	-----	-----	-----	-----	-----	-----	-----	-----	-----	-----	-----	-----	-----	-----	-----	-----	-----	-----	-----	-----	-----	-----	-----	-----	-----	-----	-----	-----	-----	-----	-----	-----	-----	-----	-----	-----	-----	-----	-----	-----	-----	-----	-----	-----	-----	-----	-----	-----	-----	-----	-----	-----	-----	-----	-----	-----	-----	-----	-----	-----	-----	-----	-----	-----	-----	-----	-----	-----	-----	-----	-----	-----	-----	-----	-----	-----	-----	-----	-----	-----	-----	-----	-----	-----	-----	-----	-----	-----	-----	-----	-----	-----	-----	-----	-----	-----	-----	-----	-----	-----	-----	-----	-----	-----	-----	-----	-----	-----	-----	-----	-----	-----	-----	-----	-----	-----	-----	-----	-----	-----	-----	-----	-----	-----	-----	-----	-----	-----	-----	-----	-----	-----	-----	-----	-----	-----	-----	-----	-----	-----	-----	-----	-----	-----	-----	-----	-----	-----	-----	-----	-----	-----	-----	-----	-----	-----	-----	-----	-----	-----	-----	-----	-----	-----	-----	-----	-----	-----	-----	-----	-----	-----	-----	-----	-----	-----	-----	-----	-----	-----	-----	-----	-----	-----	-----	-----	-----	-----	-----	-----	-----	-----	-----	-----	-----	-----	-----	-----	-----	-----	-----	-----	-----	-----	-----	-----	-----	-----	-----	-----	-----	-----	-----	-----	-----	-----	-----	-----	-----	-----	-----	-----	-----	-----	-----	-----	-----	-----	-----	-----	-----	-----	-----	-----	-----	-----	-----	-----	-----	-----	-----	-----	-----	-----	-----	-----	-----	-----	-----	-----	-----	-----	-----	-----	-----	-----	-----	-----	-----	-----	-----	-----	-----	-----	-----	-----	-----	-----	-----	-----	-----	-----	-----	-----	-----	-----	-----	-----	-----	-----	-----	-----	-----	-----	-----	-----	-----	-----	-----	-----	-----	-----	-----	-----	-----	-----	-----	-----	-----	-----	-----	-----	-----	-----	-----	-----	-----	-----	-----	-----	-----	-----	-----	-----	-----	-----	-----	-----	-----	-----	-----	-----	-----	-----	-----	-----	-----	-----	-----	-----	-----	-----	-----	-----	-----	-----	-----	-----	-----	-----	-----	-----	-----	-----	-----	-----	-----	-----	-----	-----	-----	-----	-----	-----	-----	-----	-----	-----	-----	-----	-----	-----	-----	-----	-----	-----	-----	-----	-----	-----	-----	-----	-----	-----	-----	-----	-----	-----	-----	-----	-----	-----	-----	-----	-----	-----	-----	-----	-----	-----	-----	-----	-----	-----	-----	-----	-----	-----	-----	-----	-----	-----	-----	-----	-----	-----	-----	-----	-----	-----	-----	-----	-----	-----	-----	-----	-----	-----	-----	-----	-----	-----	-----	-----	-----	-----	-----	-----	-----	-----	-----	-----	-----	-----	-----	-----	-----	-----	-----	-----	-----	-----	-----	-----	-----	-----	-----	-----	-----	-----	-----	-----	-----	-----	-----	-----	-----	-----	-----	-----	-----	-----	-----	-----	-----	-----	-----	-----	-----	-----	-----	-----	-----	-----	-----	-----	-----	-----	-----	-----	-----	-----	-----	-----	-----	-----	-----	-----	-----	-----	-----	-----	-----	-----	-----	-----	-----	-----	-----	-----	-----	-----	-----	-----	-----	-----	-----	-----	-----	-----	-----	-----	-----	-----	-----	-----	-----	-----	-----	-----	-----	-----	-----	-----	-----	-----	-----	-----	-----	-----	-----	-----	-----	-----	-----	-----	-----	-----	-----	-----	-----	-----	-----	-----	-----	-----	-----	-----	-----	-----	-----	-----	-----	-----	-----	-----	-----	-----	-----	-----	-----	-----	-----	-----	-----	-----	-----	-----	-----	-----	-----	-----	-----	-----	-----	-----	-----	-----	-----	-----	-----	-----	-----	-----	-----	-----	-----	-----	-----	-----	-----	-----	-----	-----	-----	-----	-----	-----	-----	-----	-----	-----	-----	-----	-----	-----	-----	-----	-----	-----	-----	-----	-----	-----	-----	-----	-----	-----	-----	-----	-----	-----	-----	-----	-----	-----	-----	-----	-----	-----	-----	-----	-----	-----	-----	-----	-----	-----	-----	-----	-----	-----	-----	-----	-----	-----	-----	------	------	------	------	------	------	------	------	------	------	------	------	------	------	------	------	------	------	------	------	------	------	------	------	------	------	------	------	------	------	------	------	------	------	------	------	------	------	------	------	------	------	------	------	------	------	------	------	------	------	------	------	------	------	------	------	------	------	------	------	------	------	------	------	------	------	------	------	------	------	------	------	------	------	------	------	------	------	------	------	------	------	------	------	------	------	------	------	------	------	------	------	------	------	------	------	------	------	------	------	------	------	------	------	------	------	------	------	------	------	------	------	------	------	------	------	------	------	------	------	------	------	------	------	------	------	------	------	------	------	------	------	------	------	------	------	------	------	------	------	------	------	------	------	------	------	------	------	------	------	------	------	------	------	------	------	------	------	------	------	------	------	------	------	------	------	------	------	------	------	------	------	------	------	------	------	------	------	------	------	------	------	------	------	------	------	------	------	------	------	------	------	------	------	------	------	------	------	------	------	------	------	------	------	------	------	------	------	------	------	------	------	------	------	------	------	------	------	------	------	------	------	------	------	------	------	------	------	------	------	------	------	------	------	------	------	------	------	------	------	------	------	------	------	------	------	------	------	------	------	------	------	------	------	------	------	------	------	------	------	------	------	------	------	------	------	------	------	------	------	------	------	------	------	------	------	------	------	------	------	------	------	------	------	------	------	------	------	------	------	------	------	------	------	------	------	------	------	------	------	------	------	------	------	------	------	------	------	------	------	------	------	------	------	------	------	------	------	------	------	------	------	------	------	------	------	------	------	------	------	------	------	------	------	------	------	------	------	------	------	------	------	------	------	------	------	------	------	------	------	------	------	------	------	------	------	------	------	------	------	------	------	------	------	------	------	------	------	------	------	------	------	------	------	------	------	------	------	------	------	------	------	------	------	------	------	------	------	------	------	------	------	------	------	------	------	------	------	------	------	------	------	------	------	------	------	------	------	------	------	------	------	------	------	------	------	------	------	------	------	------	------	------	------	------	------	------	------	------	------	------	------	------	------	------	------	------	------	------	------	------	------	------	------	------	------	------	------	------	------	------	------	------	------	------	------	------	------	------	------	------	------	------	------	------	------	------	------	------	------	------	------	------	------	------	------	------	------	------	------	------	------

Classified As to Age  
(Male)

	305	306	307	308	309	316	317	318	325	326	327	322	323	328	329	330
0-10	25	25	24	8	30	23	16	8	30	25	15	19	23	17	21	18
11-15	18	9	8	11	14	17	18	23	16	6	8	15	16	9	16	13
16-20	25	26	19	30	32	31	20	24	12	18	13	26	25	12	20	36
21-25	25	12	25	25	16	15	18	21	25	7	9	14	14	10	15	13
26-30	7	18	8	10	11	10	8	14	12	16	4	10	9	8	7	6
31-40	3	9	13	4	16	9	16	8	13	24	5	13	10	12	4	8
41-50	13	9	14	8	6	14	11	8	8	9	13	2	11	5	12	9
51-60	23	31	26	21	17	25	20	24	21	18	18	16	11	7	20	23
61-70	17	13	17	25	14	15	8	27	16	15	9	20	11	12	9	13
71-80		1	4	2	2	2	2	3		1		1	2			1
	156	153	158	144	158	161	137	160	153	137	94	136	132	92	124	140

AGE TABULATION OF EVACUEES AS OF NOVEMBER 10, 1942.

BLOCK NO.	17 YEARS AND UNDER AND HIGH SCHOOL STUDENTS OVER 17	MALES AGE 18 TO 45					FEMALES AGE 18 TO 45					MALES AGE 46 TO 55					FEMALES AGE 46 TO 55					56 YEARS AND OVER	
		SINGLE	MARRIED	D.	W.	SEP.	SINGLE	MARRIED	D.	W.	SEP.	SINGLE	MARRIED	D.	W.	SEP.	SINGLE	MARRIED	D.	W.	SEP.	MALE	FEMALE
2																							
3																							
4																							
5																							
6																							
11																							
12																							
13																							
14																							
15																							
16																							
17																							
18																							
19																							
21																							
22																							
26																							
27																							
28																							
30																							
31																							
32																							
35																							
36																							
37																							
38																							
39																							
42																							
43																							
44																							
45																							
46																							
53																							
54																							
59																							
60																							

Clean-up.

camp outside

336

9569

# AGE TABULATION OF EVACUEES AS OF NOVEMBER 10, 1942.

BLOCK NO.	17 YEARS AND UNDER AND HIGH SCHOOL STUDENTS OVER 17	MALES AGE 18 TO 45					FEMALES AGE 18 TO 45					MALES AGE 46 TO 55					FEMALES AGE 46 TO 55					56 YEARS AND OVER	
		SINGLE	MARRIED	D.	W.	SEP.	SINGLE	MARRIED	D.	W.	SEP.	SINGLE	MARRIED	D.	W.	SEP.	SINGLE	MARRIED	D.	W.	SEP.	MALE	FEMALE
207	Male: 22 - 7-over Female: 17 -	10	11				12	16				1	4				2		1			6	1
208	Male: 66 - 2 Female: 51 - 1	27	19				21	29		2		4	10				14		2			27	5
209	Male: 41 - 2 Female: 36 -	36	21		1		28	27		1		1	7				15		2			22	6
211	Male: 44 - 2 Female: 42 -	49	25				13	34	1	1		4	8		1		6		1			18	7
213	Male: 47 - Female: 43 -	39	19				32	23		1			4		1		13		2			20	7
214	Male: 39 - 3 Female: 57 -	45	24		1		24	34			1	1	5		1		9		2			14	9
215	Male: 46 - Female: 50 -	32	26				19	33	1	1			6		1		12		1			9	6
216	Male: 42 - 4 Female: 44 -	45	18				31	26		2		5	8			1	12		3			15	6
219	Male: 53 - Female: 46 -	30	25				38	35		1		1	5				12		1			22	5
220	Male: 45 - 2 Female: 67 - 1	40	27				14	36		2	1	2	5		1		9		1			18	5
221	Male: 52 - Female: 47 -	50	31			1	20	37	1	1		1	11				11		1	1		20	3
222	Male: 48 - Female: 49 -	35	21			1	28	25		2			7		1		20		2			32	8
226	Male: 77 - 5 Female: 39 - 1	42	22		1	1	21	34		1		1	12		2		13		2			26	8
227	Male: 50 - Female: 55 -	36	24				24	34	1			4	9				10					27	9
229	Male: 66 - 2 Female: 53 - 2	54	13				25	26		2		1	6		1		16					35	9
Clean-up	Male: 11 - 1 Female: 10 -	7	3				7	6					2				1		1			12	3
Total Male 749 Total Female 706 Total Female 17-over in high school 5 Total Male 17-over in high school 24																							
Grand Total 1484		577	329		3	3	357	455	4	17	2	26	109		1	8	1	175		22		323	97

\* Grand Total - Male & Female in Paston II 3994

AGE TABULATION OF EVACUEES AS OF NOVEMBER 10, 1942.

Block No.	17 YEARS AND UNDER AND HIGH SCHOOL STUDENTS OVER 17	MALES AGE 18 TO 45					FEMALES AGE 18 TO 45					MALES AGE 46 TO 55					FEMALES AGE 46 TO 55					56 YEARS AND OVER	
		SINGLE	MARRIED	D.	W.	SEP.	SINGLE	MARRIED	D.	W.	SEP.	SINGLE	MARRIED	D.	W.	SEP.	SINGLE	MARRIED	D.	W.	SEP.	MALE	FEMALE
305	111-99 111																						

Grand Total 4357

AGE + MARITAL STATUS  
AS OF 11/10/42

# CUMULATIVE DAY-TO-DAY INCREASE IN REQUISITIONS FOR WORKERS AND ASSIGNMENTS ISSUED

November 27, 1942 - February 27, 1943

Total Number of men requisitioned for:  
4089

Total Number of Assignments Issued:  
3971

Dec. 5 - 19, 1942  
Average Daily Increase in requisitions received = 1.92%  
Average daily increase in assignments issued = 8.25%

## REMARKS:

\* The day-to-day increase in the number of workers requisitioned for is shown by the blue line

\* The day-to-day increase in the number of assignments issued is shown by the red line.

\* It can be observed from the chart that approximately a month and a half period was required to institute the "requisition and assignment" system on a normal basis

Nov. 27 28 29 30 1 2 3 4 5 7 8 9 10 11 12 14 15 16 17 18 19 20 22 23 24 25 28 29 30 31 4 5 6 7 8 9 11 12 13 14 15 16 18 19 20 21 22 23 25 26 27 28 29 30 1 2 3 4 5 6 8 9 10 11 12 13 15 16 17 18 19 20 22 23 24 25 26 27  
Dec. Jan. Feb.

PREPARED BY: STATISTICAL DIVISION  
EMPLOYMENT OFFICE  
Camp 1  
February 27, 1943

2nd of 1st  
- 1st of 1st  
- 2nd of 1st  
- 3rd of 1st  
- 4th of 1st  
- 5th of 1st  
- 6th of 1st  
- 7th of 1st  
- 8th of 1st  
- 9th of 1st  
- 10th of 1st  
- 11th of 1st  
- 12th of 1st  
- 13th of 1st  
- 14th of 1st  
- 15th of 1st  
- 16th of 1st  
- 17th of 1st  
- 18th of 1st  
- 19th of 1st  
- 20th of 1st  
- 21st of 1st  
- 22nd of 1st  
- 23rd of 1st  
- 24th of 1st  
- 25th of 1st  
- 26th of 1st  
- 27th of 1st  
- 28th of 1st  
- 29th of 1st  
- 30th of 1st  
- 31st of 1st  
- 32nd of 1st  
- 33rd of 1st  
- 34th of 1st  
- 35th of 1st  
- 36th of 1st  
- 37th of 1st  
- 38th of 1st  
- 39th of 1st  
- 40th of 1st  
- 41st of 1st  
- 42nd of 1st  
- 43rd of 1st  
- 44th of 1st  
- 45th of 1st  
- 46th of 1st  
- 47th of 1st  
- 48th of 1st  
- 49th of 1st  
- 50th of 1st  
- 51st of 1st  
- 52nd of 1st  
- 53rd of 1st  
- 54th of 1st  
- 55th of 1st  
- 56th of 1st  
- 57th of 1st  
- 58th of 1st  
- 59th of 1st  
- 60th of 1st  
- 61st of 1st  
- 62nd of 1st  
- 63rd of 1st  
- 64th of 1st  
- 65th of 1st  
- 66th of 1st  
- 67th of 1st  
- 68th of 1st  
- 69th of 1st  
- 70th of 1st  
- 71st of 1st  
- 72nd of 1st  
- 73rd of 1st  
- 74th of 1st  
- 75th of 1st  
- 76th of 1st  
- 77th of 1st  
- 78th of 1st  
- 79th of 1st  
- 80th of 1st  
- 81st of 1st  
- 82nd of 1st  
- 83rd of 1st  
- 84th of 1st  
- 85th of 1st  
- 86th of 1st  
- 87th of 1st  
- 88th of 1st  
- 89th of 1st  
- 90th of 1st  
- 91st of 1st  
- 92nd of 1st  
- 93rd of 1st  
- 94th of 1st  
- 95th of 1st  
- 96th of 1st  
- 97th of 1st  
- 98th of 1st  
- 99th of 1st  
- 100th of 1st

## Exhibit 8

Census Department

May 1, 1943

## AGE SURVEY OF ISSEI

Age	No. of Persons Male	No. of Persons Female	Age	No. of Persons Male	No. of Persons Female
3	0	1	45	40	67
4	1	1	46	34	58
5	0	1	47	28	48
6	0	1	48	18	72
10	0	1	49	24	55
11	0	1	50	25	76
12	0	1	51	21	66
14	0	1	52	30	55
16	2	0	53	52	32
17	1	1	54	71	44
18	1	0	55	87	39
19	2	0	56	84	40
20	1	0	57	79	24
21	1	2	58	85	19
22	0	1	59	85	14
23	1	2	60	78	18
24	0	2	61	88	25
25	1	1	62	78	14
26	2	2	63	74	15
28	3	2	64	69	11
29	3	2	65	65	14
30	2	2	66	63	9
31	4	1	67	48	10
32	1	2	68	31	5
33	3	2	69	34	4
34	8	6	70	24	4
35	7	11	71	5	25
36	7	18	72	12	1
37	22	28	73	12	4
38	24	21	74	6	0
39	33	35	75	14	1
40	32	39	76	6	1
41	41	51	77	3	1
42	34	55	78	3	1
43	58	61	79	0	2
44	39	63	80	1	0
			81	1	0
			82	2	0
			84	0	1
			86	1	0
			Total	1815	1283



## Census Department

May 1, 1943

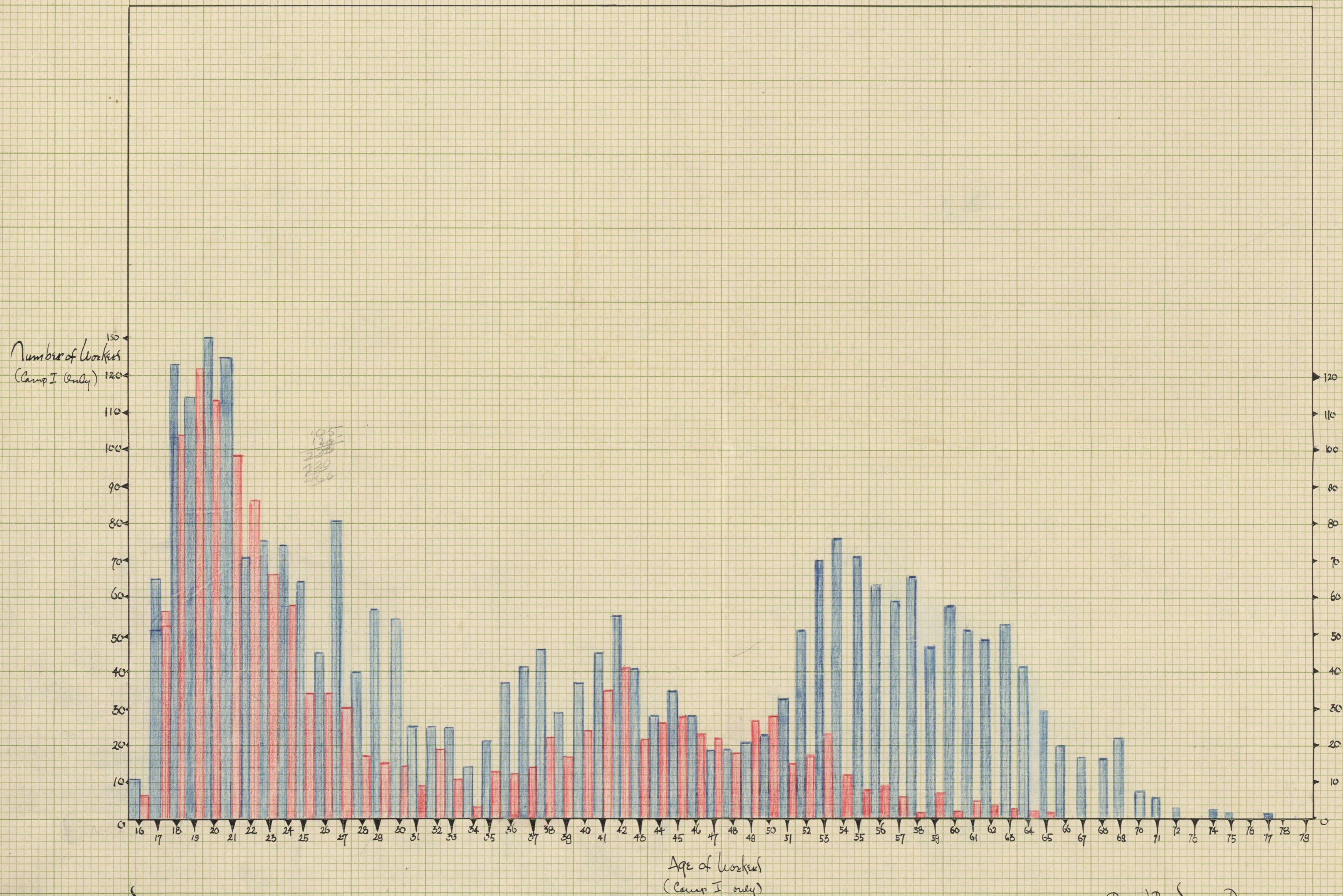
## AGE SURVEY OF NISEI AND SANSEI

Age	No. of Persons Male	No. of Persons Female	Age	No. of Persons Male	No. of Persons Female
1 to 4 mos.	18	13	43	7	2
1	72	72	44	6	2
2	76	80	45	3	1
3	77	57	46	6	2
4	55	52	47	2	1
5	63	55	48	3	2
6	81	68	49	2	2
7	59	57	50	4	1
8	63	67	51	1	0
9	67	95	52	2	0
10	65	60	53	4	0
11	88	74	54	3	0
12	78	104	55	8	0
13	89	85	56	1	0
14	76	120	57	1	0
15	101	116	62	1	0
16	127	109	70	1	0
17	127	121			
18	142	133			
19	116	133	Total	2895	2956
20	127	152			
21	116	134			
22	129	133			
23	121	120			
24	67	109			
25	76	96			
26	81	76			
27	59	75			
28	64	81			
29	63	59			
30	57	53			
31	44	37			
32	34	34			
33	25	27			
34	25	35			
35	22	12			
36	14	13			
37	13	9			
38	21	6			
39	15	4			
40	13	2			
41	6	2			
42	9	3			



# THE LABOUR FORCE

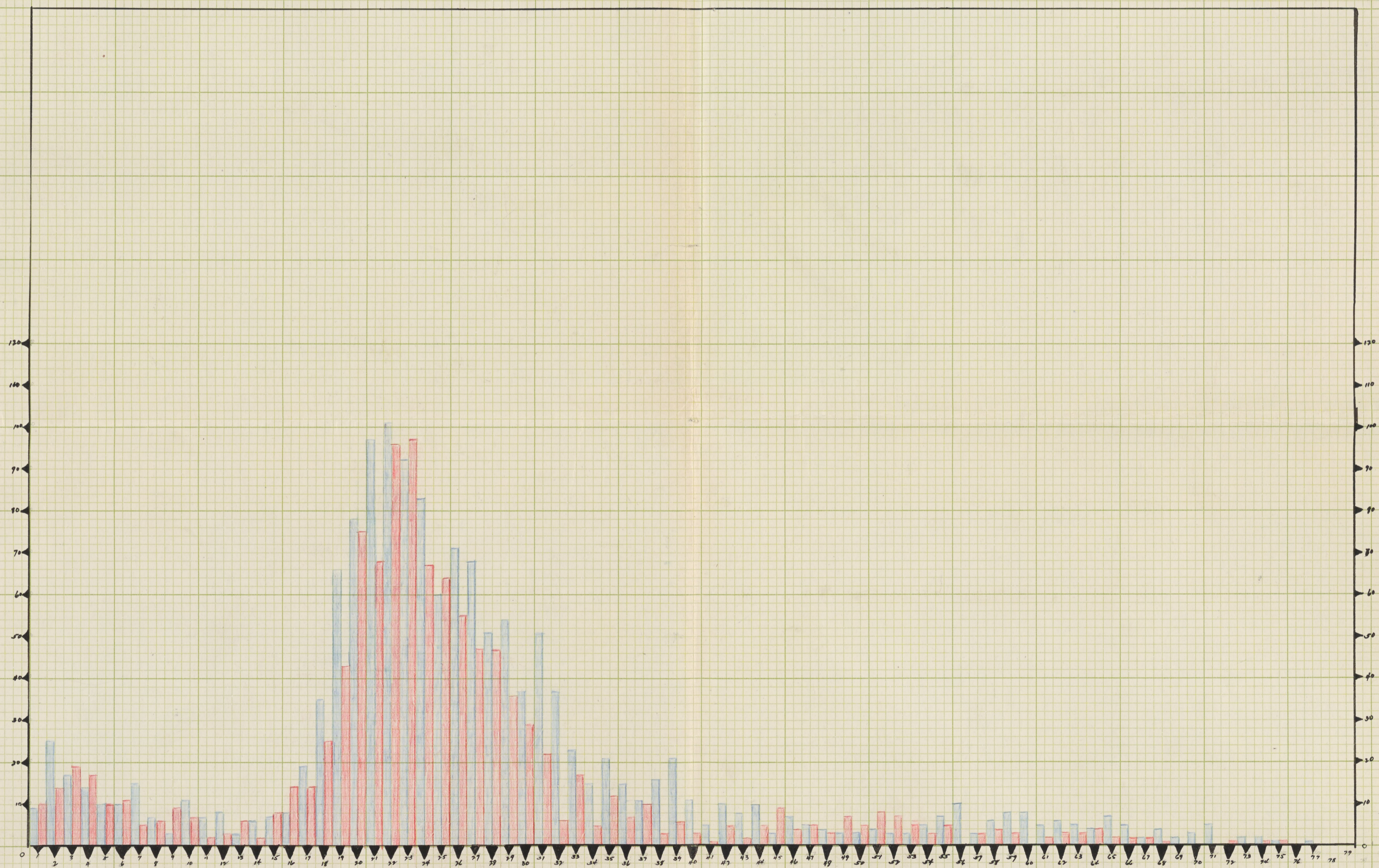
## AGE DISTRIBUTION IN THE MALE AND FEMALE LABOUR FORCE



Source: Employment Files  
Civilian Control (W.R.A. 26)

Prepared By: Statistical Dept.  
Employment Office  
March 25, 1945





Male

Female



# OCCUPATIONAL AND EDUCATIONAL LEVEL ANALYSIS

Seasonal Leave Departures for Employment - As of June 17, 1943

Educational Level	Agricultural				Railroad				Other				Total				Total Number
	Citizen		Alien		Citizen		Alien		Citizen		Alien		Citizen		Alien		
	M	F	M	F	M	F	M	F	M	F	M	F	M	F	M	F	
8th Grade or Less	58	2	3						34	26	1		92	28	4		124
Business & Trade School	1*																1*
Attended but did not complete High School	152	14	4							1			152	15	4		171
Business & Trade School	3*																3*
Graduated High School	501	44	5	1	2				1	1			504	45	5	1	555
Business & Trade School	12*	3*								1*							16*
Attended but did not complete College or University	88	4	3		1				1				90	4	3		97
Business & Trade School	1*																1*
Graduated College or University	16	1	1										16	1	1		18
Business & Trade School		1*															1*
School in Japan	30	5	144	18				1					30	5	145	18	198
Total	845	70	160	19	3		1		36	28	1		884	98	162	19	1163

Others - Children accompanying parents, service occupations, etc.

\* - Included in figures directly above, do not include in totals.

Prepared by: Boston Census Office

Source: Census and Population Files

Date: June 17, 1943



# EDUCATION AND ARMED FORCES

Indefinite Leave Departures - As of June 17, 1943

Educational Level	Education			Armed Forces			Total Number
	Citizen		Total	Citizen		Total	
	Male	Female		Male	Female		
8th Grade or Less		1	1	3		3	4
Business & Trade School							
Did not complete High School	1	4	5	10		10	15
Business & Trade School				1*		1*	1*
Graduate High School	10	4	14	30		30	44
Business & Trade School	1*	1*	2*	1*		1*	3*
College - 1	8	12	20	2		2	2
College - 2	4	5	9	6		6	6
College - 3	10	6	16	2		2	18
Business & Trade School		1*	1*				1*
Graduated College or University	1	1	2	3		3	5
Business & Trade School							
Took P. G. Courses or Post Graduates	3	1	4				4
Total	37	34	71	56		56	127

Prepared by: Poston Census Office  
Source: Census and Population Files  
Date: June 17, 1943

Date: June 10, 1943  
 Source: Census and Population Files  
 Prepared by: Boston Census Office

Educational Level	Total		Male		Female		Total		Male		Female		Total		Number
	Citizen	Foreign Born	Citizen	Foreign Born	Citizen	Foreign Born	Citizen	Foreign Born	Citizen	Foreign Born	Citizen	Foreign Born	Citizen	Foreign Born	
8th Grade or less	1	1	1	1	3	3	3	4							
Business & Trade School															
High School	1	4	5	10			10	15							
Did not complete															
Business & Trade School															
Graduate High School	10	4	14	30			30	44							
Business & Trade School															
College - 1	8	13	20	31			31	38							
College - 2	4	3	7	9			9	9							
College - 3	10	6	16	23			23	28							
Business & Trade School															
Graduate College	1	1	2	3			3	3							
or University															
College - 4	10	6	16	23			23	28							
College - 5	4	3	7	9			9	9							
College - 6	8	13	20	31			31	38							
Business & Trade School															
Graduate High School	1	1	2	3			3	3							
College - 7	10	6	16	23			23	28							
College - 8	4	3	7	9			9	9							
College - 9	8	13	20	31			31	38							
Business & Trade School															
Graduate High School	10	4	14	30			30	44							
Business & Trade School															
High School	1	4	5	10			10	15							
Did not complete															
Business & Trade School															
8th Grade or less	1	1	1	3			3	4							

Indefinite Leave Delinquents - as of June 10, 1943

EDUCATION AND ARMED FORCES

## OCCUPATIONAL AND EDUCATIONAL LEVEL ANALYSIS

Indefinite Leave Departures for Employment - As of June 17, 1943

Educational Level	Agricultural				Clerical				Domestic & Services				Industrial								Professional & Semi-Pro.				X - Unskilled Work				Total				X X - Others				Total Number
	Citizen		Alien		Citizen		Alien		Citizen		Alien		Citizen		Alien		Citizen		Alien		Citizen		Alien		Citizen		Alien		Citizen		Alien						
8th Grade or Less	M	F	M	F	M	F	M	F	M	F	M	F	M	F	M	F	M	F	M	F	M	F	M	F	M	F	M	F	M	F	M	F					
	4	5	1						2	2		1	5				1								1				13	7	1	1	76	81		1	180
Business & Trade School		1*																										1*								1*	
Attended but did not complete High School	16	4	1	2	2	1			9	12			5				1				1				8		1		42	17	2	2	21	18	1		104
Business & Trade School																																1*				1*	
Graduated High School	53	16	1		5	8			42	80			13	2			1					4			21				135	110	1		19	77			342
Business & Trade School					3*	4*			4*	5*			3*								1*							12*	19*			2*	9*			31*	
Attended but did not complete College or University	14	3		1	8	3			20	24		2	2	2							5	14			11				62	47		3	12	36	2	2	164
Business & Trade School						2*				1*											1*							1*	3*				1*			5*	
Graduated College or University	4				4	4			3	1			1								14	7			1				27	12			12	7			58
Business & Trade School																																					
Schools in Japan	4	2	23	14	1				2		6	4													1		3		9	3	31	17	2	5	11	19	97
Total	95	30	26	17	20	16			78	120	6	7	26	4			3				20	25			45		4		288	196	35	23	142	224	14	23	945

X - Non Agriculture labor etc.

XX - Others - Hostel, Mixed Marriages etc.

\* Included in figures right above do not include in totals

Prepared by : Poston Census Office  
Source: Census and Population Files  
Date: June 17, 1943

