

For Month Ending July 1945

Monthly Report

ENGINEERINGCenter Tulelake

CONSTRUCTION: Buildings, Irrigation, Drainage, Roads.

Name or Type of Project	Date Started	Per Cent Completed	Est. Date of Completion	MATERIALS		Ave. No. Evacuees Employed
				Per Cent Ordered	Per Cent Delivered	
Slaughter House	6/3/43	96%	8/10/43	100%	100%	31
Schools	1/3/43	71%	9/30/43	96%	93%	149
Tent Factory	9/15/43	95%	8/10/43	100%	80%	49
Furniture Factory	3/15/43	15%	not known	70%	55%	0
Bakery	0	0	0	100%	82%	0
Implement Shed	0	0	0	0	0	0
Stores & Stores' Warehouse	0	0	0	0	0	0
Railroad Spur & Coal Hopper	4/1/43	80%	8/30/43	100%	95%	9
Partition in Evacuee Barracks	4/5/43	17%	9/30/43	100%	75%	6
Carpenter, Plumbing & Electrical Shop	0	0	0	100%	75%	0
Packing Shed, Ware- house Conversion	4/1/43	75%	9/1/43	95%	87%	18
Butcher Shop	2/15/43	97%	9/2/43	100%	100%	19
Pickling Shed & Vegetable Storage	7/12/43	15%	9/15/43	100%	20%	20
Hog & Poultry Farm	1/20/43	92%	8/10/43	100%	100%	5
Administrative Garage	0	0	10/1/43	100%	75%	0
Drainage, Irrigation, & Roads	3/18/43	75%	11/30/43	100%	75%	62

AGRICULTURAL LAND DEVELOPMENT: Clearing, Levelling, etc.

Type of Project	Date Started	% Done	Est. Date of Completion	Ave. No. Evacuees Employed	ACREAGE DEVELOPED	
					This Month	Total To Date



MAINTENANCE:

	Number of Jobs Done	Ave. Total Number Employees	Est. Value of Materials Used
On Buildings	740	48	\$ 781.80
On Utilities	288	25	\$ 2056.82

OPERATION OF UTILITIES:

Average Number of Employees: Water Supply 8 Sewage Disposal 16 Electrical 15  
 Est. Value Materials Used: Water Supply \$170.00 Sewage Disposal \$100.00 Electrical \$160.00  
 Gallons Water Used This Month 4,234,000 Per Capita Water Consumption 318

REFRIGERATION:

Number of Service Calls 55 Number Repair Jobs 21 Ave. Total Number Employees 4  
 Number of Units Inspected and Serviced This Month 110

Units Not Operating: (give number and size) (1) 20838D14-79255, (2) A921901-197164,  
(3) A921905-1961727, (4) A923443-1963054, (5) 41039333 (GE Hess /3520)  
 Explain why units not operating, how long idle, etc.

1-4 1416 7 months  
5 " 3 "

COMMENTS: (Discuss here any unusual or significant developments this month in construction, land development, maintenance, operation of utilities and refrigeration; problems, or difficulties encountered in getting materials, labor or equipment; etc. Use additional sheet if necessary.)

Unable to get replacement parts: cold controls, relays, fans, fecn, etc.  
Estimated cost: \$140.14



For Month Ending August 1943

Monthly Report

ENGINEERINGTule Lake

Center

CONSTRUCTION: Buildings, Irrigation, Drainage, Roads.

Name or Type of Project	Date Started	Per Cent Completed	Est. Date of Completion	MATERIALS		Ave. No. Evacuees Employed
				Per Cent Ordered	Per Cent Delivered	
Slaughter House	6/3/43	100%	8/20/43	100%	100%	25
Schools	1/3/43	77%	11/15/43	96%	93%	159
Tent Factory	9/15/43	99%	9/30/43	100%	99%	37
Furniture Factory	3/15/43	15%	not known	100%	55%	0
Bakery	0	0	0	100%	87%	0
Implement Shed	0	0	0	0	0	0
Stores & Stores' Warehouse	0	0	0	0	0	0
R.R. Spur & Coal Hopper	4/1/43	85%	9/30/43	100%	100%	9
Partition in Evacuee Barracks	4/5/43	20%	9/30/43	100%	75%	16
Carpenter, Plumbing Electrical Shop	0	0	0	100%	75%	0
Packing Shed, Whse. Conversion	4/1/43	90%	11/15/43	100%	100%	20
Butcher Shop	2/15/43	100%	8/20/43	100%	100%	16
Pickling Shed						
Vegetable Storage	7/12/43	98%	9/30/43	100%	100%	0
Hog & Poultry Farm	1/20/43	97%	9/20/43	100%	100%	29
Administrative Garage	0	0	not known	100%	75%	0
Drainage & /Roads Irrigation	3/18/43	75%	11/30/43	100%	80%	54

AGRICULTURAL LAND DEVELOPMENT: Clearing, Levelling, etc.

Type of Project	Date Started	% Done	Est. Date of Completion	Ave. No. Evacuees Employed	ACREAGE DEVELOPED	
					This Month	Total To Date



# MAINTENANCE:

	Number of Jobs Done	Ave. Total Number Employees	Est. Value of Materials Used
On Buildings	984	49	1134.92
On Utilities	216	37	840.27

## OPERATION OF UTILITIES:

Average Number of Employees: Water Supply 2 Sewage Disposal 16 Electrical 3  
 Est. Value Materials Used: Water Supply \$100.00 Sewage Disposal \$200.00 Electrical \$130.00  
 Gallons Water Used This Month 42,076,000 Per Capita Water Consumption 3,173

## REFRIGERATION:

Number of Service Calls 60 Number Repair Jobs 21 Ave. Total Number Employees 4  
 Number of Units Inspected and Serviced This Month 112  
 Units Not Operating: (give number and size) (1) A921901-197164 (2) A921885-1961727  
(3) 41089326 (GE Mess 38)  
 Explain why units not operating, how long idle, etc.  
1-2 Idle 8 Months  
3 " 4 "

COMMENTS: (Discuss here any unusual or significant developments this month in construction, land development, maintenance, operation of utilities and refrigeration; problems, or difficulties encountered in getting materials, labor or equipment; etc. Use additional sheet if necessary.)

Unable to get replacements parts: relays and fans.



For Month Ending Sept 1943

Monthly Report

ENGINEERINGCenter Tule Lake

CONSTRUCTION: Buildings, Irrigation, Drainage, Roads.

Name or Type of Project	Date Started	Per Cent Completed	Est. Date of Completion	MATERIALS		Ave. No. Evacuees Employed
				Per Cent Ordered	Per. Cent Delivered	
school	1/3/43	80%	11/15/43	96%	93%	159
Tent Factory	9/15/43	99%	12/1/43	100%	99%	37
Furniture Fact.	7/1/42	15%	not known	100%	75%	0
Bakery	0	0	0	100%	95%	0
Implement Shed	0	0	0	0	0	0
Stores & Stores Whse.	0	0	0	0	0	0
R.R. Spur	4/1/43	95%	10/15/43	100%	100%	9
Partition in Evac. use Barrack	4/5/43	25%	10/26/43	100%	75%	16
Packing Shed Whse. Conversion	4/1/43	90%	11/15/43	100%	100%	0
Carpenter Plumbing Electrical Shop	0	0	0	100%	75%	0
Pickling Shed Vegetable Storage	7/12/43	100%	9/8/43	100%	100%	17
Hog & Poultry Farm	1/20/43	98%	12/1/43	100%	100%	29
Administrative Garage	0	0	not known	100%	75%	0
Drainage & Roads & Irrigation	3/18/43	77%	11/30/43	100%	60%	23
Segregation Evacuee Partitions	9/1/43	50%	11/15/43	100%	50%	35

AGRICULTURAL LAND DEVELOPMENT: Clearing, Levelling, etc.

Type of Project	Date Started	% Done	Est. Date of Completion	Ave. No. Evacuees Employed	ACREAGE DEVELOPED	
					This Month	Total To Date



MAINTENANCE:

	Number of Jobs Done	Ave. Total Number Employees	Est. Value of Materials Used
On Buildings	370	40	\$2365.72
On Utilities	71	38	\$1203.73

OPERATION OF UTILITIES:

Average Number of Employees: Water Supply 2 Sewage Disposal 17 Electrical 5  
 Est. Value Materials Used: Water Supply \$60.00 Sewage Disposal \$200.00 Electrical \$300.00  
 Gallons Water Used This Month 40,185,000 Per Capita Water Consumption 3,628.00  
*Gal*  
*month*

REFRIGERATION:

Number of Service Calls 55 Number Repair Jobs 21 Ave. Total Number Employees 3  
 Number of Units Inspected and Serviced This Month 100  
 Est. Value of Materials Used \$20.03  
 Units Not Operating: (give number and size) A921085-1961727, A923143-1969034,  
41089326 (Ce, Mess #3020)  
 Explain why units not operating, how long idle, etc. No relay and fans

Items 1-2 9 months idle  
 3 5 months idle

COMMENTS: (Discuss here any unusual or significant developments this month in construction, land development, maintenance, operation of utilities and refrigeration; problems, or difficulties encountered in getting materials, labor or equipment; etc. Use additional sheet if necessary.)



For Month Ending Oct. 194 3

Monthly Report

ENGINEERINGCenter Tule Lake

CONSTRUCTION: Buildings, Irrigation, Drainage, Roads.

Name or Type of Project	Date Started	Per Cent Completed	Est. Date of Completion	MATERIALS		Ave. No. Evacuees Employed
Per Cent Ordered	Per Cent Delivered					
Schools	1/3/43	87%	12/15/43	100 %	98%	54
Tent Factory	9/15/43	99%	12/1/43	100 %	99%	10
Furniture Factory	7/1/42	Not Known	Contractor	100 %	100%	None
Bakery	0	0	Not Known	100 %	85%	None
Implement Shed	0	0	0	0	0	0
Stores and Stores Whse.	0	0	0	0	0	0
R. R. Spur	4/1/43	100%	10/15/43	100%	100%	9
Partition in Evacuee Barrack	4/5/43	35%	12/30/43	100%	85%	15
Packing Shed Whse. Conversion	4/1/43	95%	12/30/43	100%	100%	0
Carpenter Plumbing Electrical Shop	0	0	Not Known	100%	75%	0
Hog & Poultry Farm	1/20/43	99%	12/30/43	100%	100%	29
Administrative Garage	0	0	Not known	100%	100%	0
Drainage & Roads & Irrigation	3/18/43	78%	12/30/43	100%	80%	23
Segregation Evacuee Partitions	9/1/43	80%	12/30/43	100%	70%	35

AGRICULTURAL LAND DEVELOPMENT: Clearing, Levelling, etc.

Type of Project	Date Started	% Done	Est. Date of Completion	Ave. No. Evacuees Employed	ACREAGE DEVELOPED	
					This Month	Total To Date



MAINTENANCE:

	Number of Jobs Done	Ave. Total Number Employees	Est. Value of Materials Used
On Buildings	<u>904</u>	<u>55</u>	<u>\$ 3635.48</u>
On Utilities	<u>83</u>	<u>31</u>	<u>\$ 1553.35</u>

OPERATION OF UTILITIES:

Average Number of Employees: Water Supply 2 Sewage Disposal 16 Electrical 5  
 Est. Value Materials Used: Water Supply \$130.00 Sewage Disposal \$145.00 Electrical \$500.00  
 Gallons Water Used This Month 45,000,000 Per Capita Water Consumption 110

REFRIGERATION:

Number of Service Calls 31 Number Repair Jobs 17 Ave. Total Number Employees 4

Number of Units Inspected and Serviced This Month 93

Est. Value of Materials Used -- \$26.98

Units Not Operating: (give number and size) (1) A921885-1961727 (2) A923443-1969054  
(3) 41089326 (GE, Mess 3820)

Explain why units not operating, how long idle, etc.

Items 1 and 2 10 months idle  
 " 3 6 months idle

No relay and fans.

COMMENTS: (Discuss here any unusual or significant developments this month in construction, land development, maintenance, operation of utilities and refrigeration; problems, or difficulties encountered in getting materials, labor or equipment; etc. Use additional sheet if necessary.)



November, December 1943, January 1944  
For Month Ending Jan. 31 1944 Monthly ReportENGINEERINGCenter Tule Lake

CONSTRUCTION: Buildings, Irrigation, Drainage, Roads.

Name or Type of Project	Date Started	Per Cent Completed	Est. Date of Completion	MATERIALS		Ave. No. Evacuees Employed
				Per Cent Ordered	Per Cent Delivered	
Schools	1-3-43	87	12-15-43	100	100	none
Tent Factory	9-15-42	99	12-1-43	100	99	"
Furniture Factory	7-1-42	Contracted by Army		100	100	"
Bakery	0	0	0	0	0	"
Stores and Warehouses	0	0	0	0	0	"
#1, Partitions in Evacuee Barracks	4-5-43	35	12-30-43	100	100	"
Packing Shed Whse Conversion	4-1-43	95	12-30-43	100	100	"
Carpenter, Plumbing Electrical Shop	0	0		100	75	"
Hog and Poultry Farm	1-20-43	99	12-30-43	100	100	"
Administrative Garage	0	0		100	100	"
Drainage, Roads & Irrigation	3-18-43	90	12-30-43	100	80	"
#2, Alterations Evacuee Partitions	9-1-43	100	1-30-44	95	95	"

AGRICULTURAL LAND DEVELOPMENT: Clearing, Levelling, etc.

Type of Project	Date Started	% Done	Est. Date of Completion	Ave. No. Evacuees Employed	ACREAGE DEVELOPED	
					This Month	Total To Date



# MAINTENANCE:

	Number of Jobs Done	Ave. Total Number Employees	Est. Value of Materials Used
On Buildings	360	5	1,000.00
On Utilities	50	5	1,000.00

## OPERATION OF UTILITIES:

Average Number of Employees: Water Supply 1 Sewage Disposal 12 Electrical 4  
 Est. Value Materials Used: Water Supply 600 Sewage Disposal 200 Electrical 300  
 Gallons Water Used This Month 50,000,000 Per Capita Water Consumption 100

## REFRIGERATION:

Number of Service Calls \_\_\_\_\_ Number Repair Jobs \_\_\_\_\_ Ave. Total Number Employees \_\_\_\_\_  
 Number of Units Inspected and Serviced This Month \_\_\_\_\_  
 Units Not Operating: (give number and size) A921885-1961727, Ap23443-1969054  
41089326 ( Ge. Mess #3820 )  
 Explain why units not operating, how long idle, etc.

Items 1-2 9 months idle  
 " 3 5 " "

COMMENTS: (Discuss here any unusual or significant developments this month in construction, land development, maintenance, operation of utilities and refrigeration; problems, or difficulties encountered in getting materials, labor or equipment; etc. Use additional sheet if necessary.)

DURING the months of November, December and most of January, 1943- 1944, no Japanese help, either clerical or other, was available. Members of the appointed staff, regardless of the department they were in, performed the necessary maintenance, construction and administrative work to keep the Center in operation. Consequently it has been impossible to maintain accurate records.



For Month Ending Feb. 29, 1944

Monthly Report

ENGINEERINGCenter Tule Lake

CONSTRUCTION: Buildings, Irrigation, Drainage, Roads.

Name or Type of Project	Date Started	Per Cent Completed	Est. Date of Completion	MATERIALS		Ave. No. Evacuees Employed
				Per Cent Ordered	Per Cent Delivered	
Schools	1-3-43	94	3-31-44	100	100	55
Tent Factory	9-15-42	100	2-28-44	100	100	1
Bakery	0	0	0	100	75	0
Stores and Whse	0	0	0	0	0	0
Carpenter, Plumbing, and Elec. Shop	0	0	0	100	75	0
Hog & Poultry Farm	1-20-43	100	2-26-44	100	100	1
Administration Garages	0	0	6-30-44	100	100	0
Drainage, Roads & Irrigation	3-18-43	90	Continuous	100	80	12
#1. Partitions in Evacuee Barracks	4-5-43	100	1-30-44	100	100	6
#2. Partitions in Evacuee Barracks	9-1-43	35	6-30-44	10	0	0
Staff Housing	2-19-44	10	6-1-44	50	0	From Feb. 20.--20
Staff Housing under Army Directive. Materials bought by Army	12-6-43	70	4-15-44	100 By Army	75	46

AGRICULTURAL LAND DEVELOPMENT: Clearing, Levelling, etc.

Type of Project	Date Started	% Done	Est. Date of Completion	Ave. No. Evacuees Employed	ACREAGE DEVELOPED	
					This Month	Total To Date



MAINTENANCE:

	Number of Jobs Done	Ave. Total Number Employees	Est. Value of Materials Used
On Buildings	1495	60	20,000
On Utilities	653	24	2,500

OPERATION OF UTILITIES:

Average Number of Employees: Water Supply 1 Sewage Disposal 12 Electrical 8  
 Est. Value Materials Used: Water Supply 200 Sewage Disposal 150 Electrical 50.00  
 Gallons Water Used This Month 55,000,000 Per Capita Water Consumption 82

REFRIGERATION:

Number of Service Calls 46 Number Repair Jobs 31 Ave. Total Number Employees 4

Number of Units Inspected and Serviced This Month 75

Units Not Operating: (give number and size) \_\_\_\_\_

Est. Value of Materials Used -- \$68.87  
 Explain why units not operating, how long idle, etc.

COMMENTS: (Discuss here any unusual or significant developments this month in construction, land development, maintenance, operation of utilities and refrigeration; problems, or difficulties encountered in getting materials, labor or equipment; etc. Use additional sheet if necessary.)



For Month Ending Mar. 31 1944

Monthly Report

ENGINEERINGCenter Tule Lake

CONSTRUCTION: Buildings, Irrigation, Drainage, Roads.

Name or Type of Project	Date Started	Per Cent Completed	Est. Date of Completion	MATERIALS		Ave. No. Evacuees Employed
				Per Cent Ordered	Per Cent Delivered	
Schools	1-3-43	98	7-1-44	100	100	84
Bakery	0	0	10-30-44	100	75	0
Stores and Warehouses	0	0	7-31-44	0	0	0
Carpenter, Plumb- ing & Elec. Shop	0	0	0	100	75	0
Hog & Poultry Farm	1-20-43	100	3-31-44	100	100	3
Administration Garages	0	0	6-30-44	100	100	0
Drainage, Roads & Irrigation	3-18-43	92	Continuous	100	80	26
#2 Partitions in Evacuee barracks	9-1-43	45	6-30-44	60	60	22
Staff Housing	2-19-44	60	6-1-44	80	40	85
Staff Housing Under Army	12-6-43	95	5-15-44	100	80	25
Directive materials bought by Army.						
New Area Evacuee Barracks Construc- tion.	3-1-44	15	6-1-45	100	100	135
Materials furnished by Army.						

AGRICULTURAL LAND DEVELOPMENT: Clearing, Levelling, etc.

Type of Project	Date Started	% Done	Est. Date of Completion	Ave. No. Evacuees Employed	ACREAGE DEVELOPED	
					This Month	Total To Date



MAINTENANCE:

	Number of Jobs Done	Ave. Total Number Employees	Est. Value of Materials Used
On Buildings	1440	90	\$5,415.54
On Utilities	677	89	2,821.94

OPERATION OF UTILITIES:

Average Number of Employees: Water Supply 1 Sewage Disposal 17 Electrical 3

Est. Value Materials Used: Water Supply \$150 Sewage Disposal \$250 Electrical \$150

Gallons Water Used This Month 70,000,000 Per Capita Water Consumption 80.5

REFRIGERATION:

Number of Service Calls 86 Number Repair Jobs 63 Ave. Total Number Employees 4

Number of Units Inspected and Serviced This Month 110

Estimate of materials used: \$87.72

Units Not Operating: (give number and size) 6E #12-123-815 (6 cu.ft.)

Explain why units not operating, how long idle, etc.

Unable to obtain parts.

COMMENTS: (Discuss here any unusual or significant developments this month in construction, land development, maintenance, operation of utilities and refrigeration; problems, or difficulties encountered in getting materials, labor or equipment; etc. Use additional sheet if necessary.)

March, 1944.



For Month Ending April 30 1944

Monthly Report

ENGINEERINGCenter Tule Lake

CONSTRUCTION: Buildings, Irrigation, Drainage, Roads.

Name or Type of Project	Date Started	Per Cent Completed	Est. Date of Completion	MATERIALS		Ave. No. Evacuees Employed
				Per Cent Ordered	Per Cent Delivered	
Schools	1-3-43	98	7-1-44	100	100	15
Bakery	0	0	10-30-44	100	90	0
Stores and Warehouses	0	0	7-31-44	0	0	0
Carpenter, Plumb- ing & Elec. Shop	0	0	0	100	75	0
Administration Garages	0	0	6-30-44	100	100	0
Drainage, Roads, & Irrigation	3-18-43	92	Continuous	100	80	0
#2 Partitions in Evacuee Barracks	9-1-43	60	6-30-44	90	40	22
Staff Housing	2-19-44	75	6-1-44	90	20	85
Staff Housing Under Army	12-6-43	97	5-15-44	100	95	25
Directive. Materials bought by Army						
New Area Evacuee Barracks Construc- tion.	3-1-44	60	6-1-45	100	100	135
Materials furnished by Army.						

AGRICULTURAL LAND DEVELOPMENT: Clearing, Levelling, etc.

Type of Project	Date Started	% Done	Est. Date of Completion	Ave. No. Evacuees Employed	ACREAGE DEVELOPED	
					This Month	Total To Date



MAINTENANCE:

	Number of Jobs Done	Ave. Total Number Employees	Est. Value of Materials Used
On Buildings	1565	79	\$ 4099.29
On Utilities	711	35	1192.15

OPERATION OF UTILITIES:

Average Number of Employees: Water Supply 1 Sewage Disposal 17 Electrical 4  
 Est. Value Materials Used: Water Supply \$900 Sewage Disposal \$110 Electrical \$75  
 Gallons Water Used This Month 55,000,000 Per Capita Water Consumption 93.2

REFRIGERATION:

Number of Service Calls 65 Number Repair Jobs 73 Ave. Total Number Employees 4  
 Number of Units Inspected and Serviced This Month 95  
 Estimate of materials used: \$27.12  
 Units Not Operating: (give number and size) G.E. 42-123-815 (6 cu.ft.)

Explain why units not operating, how long idle, etc.

Parts unobtainable.

COMMENTS: (Discuss here any unusual or significant developments this month in construction, land development, maintenance, operation of utilities and refrigeration; problems, or difficulties encountered in getting materials, labor or equipment; etc. Use additional sheet if necessary.)



For Month Ending 5/31 1944

Monthly Report

ENGINEERINGCenter Tule Lake

CONSTRUCTION: Buildings, Irrigation, Drainage, Roads.

Name or Type of Project	Date Started	Per Cent Completed	Est. Date of Completion	MATERIALS		Ave. No. Evacuees Employed
				Per Cent Ordered	Per Cent Delivered	
Schools	1-3-43	99%	7-1-44	100%	100%	25
Bakery	5-2-44	70	10-30-44	100	96	22
Stores & Ware- houses	0	0	9-31-44	0	0	0
Carpenter, Plumb- ing & Elec. Shop	Cancelled		0	100	75	0
Administration Garages	5-1-44	98	6-30-44	100	100	18
Drainage, Roads, & Irrigation	3-18-43	Continuous	Continuous			12
#2 Partitions in Evacuee Barracks	9-1-43	85	6-30-44	100	85	26
Staff Housing	2-19-43	85	6-1-44	100	85	60
Staff Housing Under Army	12-19-44	99	5-15-44	100	100	12
Directive. Materials Bought by Army						
New Area Evacuee Barracks Construc- tion.	3-1-44	99	6-1-44	100	100	66
Materials furnished by Army.						

AGRICULTURAL LAND DEVELOPMENT: Clearing, Levelling, etc.

Type of Project	Date Started	% Done	Est. Date of Completion	Ave. No. Evacuees Employed	ACREAGE DEVELOPED	
					This Month	Total To Date



MAINTENANCE:

	Number of Jobs Done	Ave. Total Number Employees	Est. Value of Materials Used
On Buildings	2212	83	6,063.03
On Utilities	720	66	2,737.21

OPERATION OF UTILITIES:

Average Number of Employees: Water Supply 3 Sewage Disposal 30 Electrical 3  
 Est. Value Materials Used: Water Supply 1000 Sewage Disposal 600 Electrical 250.00  
 Gallons Water Used This Month 60,000,000 Per Capita Water Consumption 99

REFRIGERATION:

Number of Service Calls 90 Number Repair Jobs 75 Ave. Total Number Employees 4  
 Number of Units Inspected and Serviced This Month 105  
 Estimated value of materials used: \$139.71  
 Units Not Operating: (give number and size) G.E. #12-123-815 6 cu. ft.

Explain why units not operating, how long idle, etc.

Unable to obtain parts.

COMMENTS: (Discuss here any unusual or significant developments this month in construction, land development, maintenance, operation of utilities and refrigeration; problems, or difficulties encountered in getting materials, labor or equipment; etc. Use additional sheet if necessary.)



## Monthly Report

## ENGINEERING

For Month Ending 6-30 1944

Center Tule Lake

CONSTRUCTION: Buildings, Irrigation, Drainage, Roads.

[illegible]

AGRICULTURAL LAND DEVELOPMENT: Clearing, Levelling, etc.

[illegible]



MAINTENANCE:

	Number of Jobs Done	Ave. Total Number Employees	Est. Value of Materials Used
On Buildings	1190	94	2,605.89
On Utilities	130	43	1,150.00

OPERATION OF UTILITIES:

Average Number of Employees: Water Supply 1 Sewage Disposal 20 Electrical 3  
 Est. Value Materials Used: Water Supply 1000 Sewage Disposal 600 Electrical 250.00  
 Gallons Water Used This Month 60,000,000 Per Capita Water Consumption 100

REFRIGERATION:

Number of Service Calls 35 Number Repair Jobs 26 Ave. Total Number Employees 4

Number of Units Inspected and Serviced This Month 35

Est. value of materials used \$63.23.

Units Not Operating: (give number and size) \_\_\_\_\_

Explain why units not operating, how long idle, etc.

COMMENTS: (Discuss here any unusual or significant developments this month in construction, land development, maintenance, operation of utilities and refrigeration; problems, or difficulties encountered in getting materials, labor or equipment; etc. Use additional sheet if necessary.)



## ENGINEERING

Center Tule Lake

[illegible][illegible]



MAINTENANCE:

	Number of Jobs Done	Ave. Total Number Employees	Est. Value of Materials Used
On Buildings	2226	118	58,125.95
On Utilities	31	37	819.98



OPERATION OF UTILITIES:

Average Number of Employees: Water Supply 2 Sewage Disposal 18 Electrical --  
 Est. Value Materials Used: Water Supply 611.46 Sewage Disposal 100.00 Electrical --  
 Gallons Water Used This Month 60,000,000 Per Capita Water Consumption 100

REFRIGERATION:

Number of Service Calls 72 Number Repair Jobs 65 Ave. Total Number Employees --

Number of Units Inspected and Serviced This Month 82

Estimated value of materials used: \$56.14

Units Not Operating: (give number and size) \_\_\_\_\_

Explain why units not operating, how long idle, etc.

COMMENTS: (Discuss here any unusual or significant developments this month in construction, land development, maintenance, operation of utilities and refrigeration; problems, or difficulties encountered in getting materials, labor or equipment; etc. Use additional sheet if necessary.)



For Month Ending July 1944 Monthly Report

ENGINEERING

Center Tule Lake

CONSTRUCTION: Buildings, Irrigation, Drainage, Roads.

Name or Type of Project	Date Started	Per Cent Completed	Est. Date of Completion	MATERIALS		Ave. No. Evacuees Employed
				Per Cent Ordered	Per Cent Delivered	
520- Door Frames and window casing, window frames for personnel apartment Building #117	July 14	100%	July 28	Value	39.53	18 on all jobs
Cabinets, broom closets and shelves for Mr. Best's Apt.	July 1	100%	July 6	Value	7.40	
64 Sash Frames for personnel apartment	July 14	100%	July 29	Value	477.05	
520- Window, window screens for Building #117	July 17,	100 %	July 25			
c-9 Military Police Unit Project--- Wooden Target Frames	July 6	100 %	July 14	Value	8.40	
0*3 Ground Maintenance Farm Equip't	July 7	100 %	July 10	Value	38.17	
520 - Sink and Cabinets for Bldg. 109, 110, 121, 122, 123, 124, 133, 134	July 1	50%	Aug. 31			

AGRICULTURAL LAND DEVELOPMENT: Clearing, Levelling, etc.

Type of Project	Date Started	% Done	Est. Date of Completion	Ave. No. Evacuees Employed	ACREAGE DEVELOPED	
					This Month	Total To Date



MAINTENANCE:

	Number of Jobs Done	Ave. Total Number Employees	Est. Value of Materials Used
On Buildings			
On Utilities	2	3	.50

OPERATION OF UTILITIES:

Average Number of Employees: Water Supply \_\_\_\_\_ Sewage Disposal \_\_\_\_\_ Electrical \_\_\_\_\_

Est. Value Materials Used: Water Supply \_\_\_\_\_ Sewage Disposal \_\_\_\_\_ Electrical \_\_\_\_\_

Gallons Water Used This Month \_\_\_\_\_ Per Capita Water Consumption \_\_\_\_\_

REFRIGERATION:

Number of Service Calls \_\_\_\_\_ Number Repair Jobs \_\_\_\_\_ Ave. Total Number Employees \_\_\_\_\_


Number of Units Inspected and Serviced This Month \_\_\_\_\_

Units Not Operating: (give number and size) \_\_\_\_\_

Explain why units not operating, how long idle, etc.

COMMENTS: (Discuss here any unusual or significant developments this month in construction, land development, maintenance, operation of utilities and refrigeration; problems, or difficulties encountered in getting materials, labor or equipment; etc. Use additional sheet if necessary.)

Refer to report on W. R. A. 119 Rev.





## ENGINEERING

For Month Ending Aug. 1944

Monthly Report

Carpenter Center Tule LakeCONSTRUCTION: Buildings, ~~Drainage~~ ~~Drainage~~ ~~Roads~~ ~~Woodworking~~ Shop

Name or Type of Project	Date Started	Per Cent Completed	Est. Date of Completion	MATERIALS		Ave. No. Evacuees Employed
				Per Cent Ordered	Per Cent Delivered	
M-1-A-655 -----	Haybaler	Blocks for Farm				
	7/31/44	100%		Value	63.99	
M.33-----	Replaced rear door on chev. stake truck					
	8/8/44	100%		Value	5.68	
510-35.7-----	Window screens for Bakery Bldg.					
	8/7/44	100%	8/25	Value	51.36	
C-12-----	Box for Meter Equipment Electric Shop					
	7/31/44	100%	8/1/44	Value	8.68	
C-S-5-----	Repaired ladder and floor on fire truck					
	8/15/44	100%	8/17/44	Value	4.40	
O-S-5 -----	Wood bearing and pitman stick for Farm					
	8/19/44	100%	8/22/44	Value	3/18	
C-12 -----	500 Cleats for Imhoff Tank Plumbing shop					
				Value	17.14	
C-1-A-----	Door stops for Slaughter House			Value	1.20	
520-35.5-1188---	Sinks or Bldg. 109, 110, 121, 122, 133, 135					
	8/1/44	75%				
" " "	Wall cabinets for 109, 110, 121, 122, 133, 134					
	8/1/44	90%				
" " "	114 Window Screens for Bldg 307, 308, 343 and 344					
	8/1/44	50%				
" " "	6 Window Frames for Bldg. 119					
	8/28/44	50%				
" " "	6 Window Screens for Bldg 119					
	8/28/44	50%				
49-45.5 Stockade	General work in stockade construction					
520-35.5-1188	Door Frames for Bldg. 343, 344					
		25%				
" " "	Shower Frames for Bldg.. 343, 344					
		50%				
510-35.4 -----	Switch box for H. S. Auditorium					
		50%				

AGRICULTURAL LAND DEVELOPMENT: Clearing, Levelling, etc.

Type of Project	Date Started	%	Est. Date of Completion	Ave. No. Evacuees Employed	ACREAGE DEVELOPED	
					This Month	Total To Date



# MAINTENANCE:

	Number of Jobs Done	Ave. Total Number Employees	Est. Value of Materials Used
On Buildings			
On Utilities			

## OPERATION OF UTILITIES:

Average Number of Employees: Water Supply \_\_\_\_\_ Sewage Disposal \_\_\_\_\_ Electrical \_\_\_\_\_

Est. Value Materials Used: Water Supply \_\_\_\_\_ Sewage Disposal \_\_\_\_\_ Electrical \_\_\_\_\_

Gallons Water Used This Month \_\_\_\_\_ Per Capita Water Consumption \_\_\_\_\_

## REFRIGERATION:

Number of Service Calls \_\_\_\_\_ Number Repair Jobs \_\_\_\_\_ Ave. Total Number Employees \_\_\_\_\_

Number of Units Inspected and Serviced This Month \_\_\_\_\_

Units Not Operating: (give number and size) \_\_\_\_\_


Explain why units not operating, how long idle, etc.

COMMENTS: (Discuss here any unusual or significant developments this month in construction, land development, maintenance, operation of utilities and refrigeration; problems, or difficulties encountered in getting materials, labor or equipment; etc. Use additional sheet if necessary.)

Every cooperation is given by both of the shop crews. Our shops are running smoothly.

We are at the present having difficulties in obtaining materials for all job orders. This is due to the fact that Property Control had taken over all materials on hand, however, we are managing to fill orders as quickly as we can.

We now have a policy of having all crew members spend at least half an hour each day to clean all shops to prevent outbreak of fires.





## Monthly Report

ENGINEERING

For Month Ending 8-31 1944

Center Tule Lake

CONSTRUCTION: Buildings, Irrigation, Drainage, Roads.

[illegible]

AGRICULTURAL LAND DEVELOPMENT: Clearing, Levelling, etc.

[illegible]



# MAINTENANCE:

	Number of Jobs Done	Ave. Total Number Employees	Est. Value of Materials Used
On Buildings	1843	218	18,976.00
On Utilities	20	43	989.04

## OPERATION OF UTILITIES:

Average Number of Employees: Water Supply 1 Sewage Disposal 37 Electrical \_\_\_\_\_  
 Est. Value Materials Used: Water Supply 550.00 Sewage Disposal 20.00 Electrical \_\_\_\_\_  
 Gallons Water Used This Month 60,000,000 Per Capita Water Consumption 100

## REFRIGERATION:

Number of Service Calls 90 Number Repair Jobs 81 Ave. Total Number Employees \_\_\_\_\_  
 Number of Units Inspected and Serviced This Month 81 \$40.60  
 Units Not Operating: (give number and size) \_\_\_\_\_  
 Explain why units not operating, how long idle, etc.

COMMENTS: (Discuss here any unusual or significant developments this month in construction, land development, maintenance, operation of utilities and refrigeration; problems, or difficulties encountered in getting materials, labor or equipment; etc. Use additional sheet if necessary.)





For Month Ending Sept. 194 4

Monthly Report

ENGINEERINGCenter Tule Lake

CONSTRUCTION: Buildings, Irrigation, Drainage, Roads.

Name or Type of Project	Date Started	Per Cent Completed	Est. Date of Completion	MATERIALS		Ave. No. Evacuees Employed
				Per Cent Ordered	Per Cent Delivered	
520-35.5-1188						
114 Window Screens for Bldg. 307, 308, 343, 344					Valuation	159.24
6 Window Frames for Bldg 119						27.10
6 Window Screens for Bldg 119						5.97
56 Door Frames for Bldg 343 and 344						89.63
8 Shower Frames for Bldg. 343 and 344						10.34
30 Sinks and Wall Cabinets for Bldg. 109, 110, 121, 122, 123, 124, 133, 134 and 135						777.27
O-S-484 - 30 G. I. Boxes for Segregees						51.56
M-33-1453-Repaired side racks on truck						9.52
37-45-83- Measuring box for Project Jail Construction						3.33
510-35.4-551-2 Switch Boxes for High School Auditorium						9.70
C-8-114--Bicycle Racks for Garage						23.20
O-S-5-585-Pitman Sticks for Farm						.76
M.C.A.-1A-2- Cooling Tower for Refrigeration Plant Slaughter House						50.09
M.Equip 1778-Repaired 2 Hand Truck for Mess Operation						7.35
					Total	1225.06
Work in Progress:						
520-35.5-1188 Sinks and wall cabinets for Bldg. 343 and 344					Valuation to date	415.91
49-45.5-150-C Mill work on Stockade Construction					Valuation to date	79.97
					Work in Progress Total	495.88

AGRICULTURAL LAND DEVELOPMENT: Clearing, Levelling, etc.

Type of Project	Date Started	% Done	Est. Date of Completion	Ave. No. Evacuees Employed	ACREAGE DEVELOPED	
					This Month	Total To Date



MAINTENANCE:

	Number of Jobs Done	Ave. Total Number Employees	Est. Value of Materials Used
On Buildings			
On Utilities			

OPERATION OF UTILITIES:

Average Number of Employees: Water Supply \_\_\_\_\_ Sewage Disposal \_\_\_\_\_ Electrical \_\_\_\_\_

Est. Value Materials Used: Water Supply \_\_\_\_\_ Sewage Disposal \_\_\_\_\_ Electrical \_\_\_\_\_

Gallons Water Used This Month \_\_\_\_\_ Per Capita Water Consumption \_\_\_\_\_

REFRIGERATION:

Number of Service Calls \_\_\_\_\_ Number Repair Jobs \_\_\_\_\_ Ave. Total Number Employees \_\_\_\_\_

Number of Units Inspected and Serviced This Month \_\_\_\_\_

Units Not Operating: (give number and size) \_\_\_\_\_

Explain why units not operating, how long idle, etc.

COMMENTS: (Discuss here any unusual or significant developments this month in construction, land development, maintenance, operation of utilities and refrigeration; problems, or difficulties encountered in getting materials, labor or equipment; etc. Use additional sheet if necessary.)

Refer to report, WRA 119 Rev.





## Monthly Report

## ENGINEERING

For Month Ending 9-30 1944Center Tule Lake

CONSTRUCTION: Buildings, Irrigation, Drainage, Roads.

Name or Type of Project	Date Started	Per Cent Completed	Est. Date of Completion	MATERIALS		Ave. No. Evacuees Employed
				Per Cent Ordered	Per Cent Delivered	
School	1-3-43	99	7-1-44	100	100	5
Drainage, Roads & Irrigation	3-18-43	Continuous				17
#2 Partitions in Evacuee Barracks	9-1-43	100	6-30-44	100	100	7
Staff Housing	2-19-43	99	6-1-44	100	100	30
Center Irrig.	7-18-44	35	10-31-44	100	90	114
Stockade	7-18-44	99	10-30-44	100	100	3
Jail	9-1-44		9-30-44	100	80	20
Refrig. Whse.	9-25-44	20	12-31-44	100	75	25
Concrete Unload- ing Dock	9-1-44	55	9-30-44	100	100	25
Hosp. & Disp.	9-1-44	40	11-30-44	100	90	37
Recreation Club	9-25-44	20	10-31-44	100	100	12

AGRICULTURAL LAND DEVELOPMENT: Clearing, Levelling, etc.

Type of Project	Date Started	% Done	Est. Date of Completion	Ave. No. Evacuees Employed	ACREAGE DEVELOPED	
					This Month	Total To Date



MAINTENANCE:

	Number of Jobs Done	Ave. Total Number Employees	Est. Value of Materials Used
On Buildings	2407	216	\$ 10016.86
On Utilities	15	43	357.24

OPERATION OF UTILITIES:

Average Number of Employees: Water Supply 2 Sewage Disposal 36 Electrical       
 Est. Value Materials Used: Water Supply \$290 Sewage Disposal \$10 Electrical       
 Gallons Water Used This Month 58,000,000 Per Capita Water Consumption 90

REFRIGERATION:

Number of Service Calls 106 Number Repair Jobs 86 Ave. Total Number Employees \$59.96  
 Number of Units Inspected and Serviced This Month 4  
 Units Not Operating: (give number and size) 115  
3

Explain why units not operating, how long idle, etc. **Parts have been requisitioned for, but as yet, they have not been received.**

COMMENTS: (Discuss here any unusual or significant developments this month in construction, land development, maintenance, operation of utilities and refrigeration; problems, or difficulties encountered in getting materials, labor or equipment; etc. Use additional sheet if necessary.)





For Month Ending October 194 4

Monthly Report

ENGINEERINGCenter Tule Lake

CONSTRUCTION: Buildings, Irrigation, Drainage, Roads.

Name or Type of Project	Date Started	Per Cent Completed	Est. Date of Completion	MATERIALS		Ave. No. Evacuees Employed
				Per Cent Ordered	Per Cent Delivered	
37-45-83-f 6 Window frames for Jail Project				Value	6.91	16
49-45.5-50-C Mill work and 38 Screen window and 9 doors					107.66	
M. Equip 1721 Floor bed for pick up truck					3.73	
M. Equip 2001 Bed on truck 200-42					45.98	
520-35.5-1188 Sink and Cabinet for Bldg. 343 and 344					453.20	
0-3-8-717 20 Window Screens for Maint. Labor only					21.68	
C-5-163 2 Basket ball Back stops Staff School					18.23	
M. Equip 1750 1 Rice pan cover Mess Operation					6.17	
M. Equip 3015 Repair bow for Cargo Truck Mess Operation					10.43	
M. Equip 1747 Replace side racks on truck 700-01					78.33	
0-3-8-672 Making G. T. Boxes for Evacuee Property					72.78	
MCA-6-A-17-A Cut Door stops for Internal Security Bldg.					5.96	
44-45-100-B Doors for service counter Hospital					6.76	
7-45-101-C D/H Sash Window Frames Per. Rec. Club.					29.38	
M-8-2144 20 Covers for sand barrels Motor Pool					19.23	
44-45-100-A Sink Upper Cabinet for Hospital					52.38	
M. Equip 3597 2' Tail Gates to truck 200-09					9.79	
44-45-100 Cut window trims and window stops Hospital					20.14	
520-35.5-1188 Screen doors, window and door stops for Bldg. 114 apt. D.					11.29	
AGRICULTURAL LAND DEVELOPMENT: Clearing, Levelling, etc.					979.03	

Type of Project	Date Started	% Done	Est. Date of Completion	Ave. No. Evacuees Employed	ACREAGE DEVELOPED	
					This Month	Total To Date



MAINTENANCE:

	Number of Jobs Done	Ave. Total Number Employees	Est. Value of Materials Used
On Buildings			
On Utilities			

OPERATION OF UTILITIES:

Average Number of Employees: Water Supply \_\_\_\_\_ Sewage Disposal \_\_\_\_\_ Electrical \_\_\_\_\_

Est. Value Materials Used: Water Supply \_\_\_\_\_ Sewage Disposal \_\_\_\_\_ Electrical \_\_\_\_\_

Gallons Water Used This Month \_\_\_\_\_ Per Capita Water Consumption \_\_\_\_\_

REFRIGERATION:

Number of Service Calls \_\_\_\_\_ Number Repair Jobs \_\_\_\_\_ Ave. Total Number Employees \_\_\_\_\_

Number of Units Inspected and Serviced This Month \_\_\_\_\_

Units Not Operating: (give number and size) \_\_\_\_\_

Explain why units not operating, how long idle, etc.

COMMENTS: (Discuss here any unusual or significant developments this month in construction, land development, maintenance, operation of utilities and refrigeration; problems, or difficulties encountered in getting materials, labor or equipment; etc. Use additional sheet if necessary.)

Evacuee workers are cooperating with us in every way and the ship is functioning harmoniously. It is customary to wait two days before receiving materials for the job, this is the only hinderance we encountered. To remedy the situation we are taking everything into consideration and are requesting materials before hand.





## Monthly Report

## ENGINEERING

For Month Ending 10-31 1944Center Tule Lake

CONSTRUCTION: Buildings, Irrigation, Drainage, Roads.

Name or Type of Project	Date Started	Per Cent Completed	Est. Date of Completion	MATERIALS		Ave. No. Evacuees Employed
				Per Cent Ordered	Per Cent Delivered	
School	1- 3-43	100	7- 1-44	100	100	8
Drainage, Roads, & Irrigation		Continuous				25
Staff Housing	2-19-43	100	6- 1-44	100	100	10
Center Irrigation	7-18-44	45	10-31-44	100	90	121
Stockade	7-18-44	100	10-30-44	100	100	5
Jail	9- 1-44	40	9-30-44	100	80	26
Refrig. Whse.	9-25-44	40	12-31-44	100	85	25
Concrete Unload- ing Dock	9- 1-44	90	9-30-44	100	100	20
Hosp. & Disp.	9- 1-44	75	11-30-44	100	100	22
Recreation Club	9-25-44	55	10-31-44	100	100	12

AGRICULTURAL LAND DEVELOPMENT: Clearing, Levelling, etc.

Type of Project	Date Started	% Done	Est. Date of Completion	Ave. No. Evacuees Employed	ACREAGE DEVELOPED	
					This Month	Total To Date



# MAINTENANCE:

	Number of Jobs Done	Ave. Total Number Employees	Est. Value of Materials Used
On Buildings	2154	154	\$7254.61
On Utilities	19	43	266.77

## OPERATION OF UTILITIES:

Average Number of Employees: Water Supply 3 Sewage Disposal 35 Electrical       
 Est. Value Materials Used: Water Supply 167. Sewage Disposal 30. Electrical       
 Gallons Water Used This Month 34,000,000 Per Capita Water Consumption 90 g.p.d.

## REFRIGERATION:

Number of Service Calls 151 Number Repair Jobs 132 <sup>(878.63)</sup> Ave. Total Number Employees 4  
 Number of Units Inspected and Serviced This Month 103  
 Units Not Operating: (give number and size) 5 (2 G.E., 2 Goldapets, and 1 Westinghouse)  
 Explain why units not operating, how long idle, etc.

**Repair parts have been ordered but not received.**

COMMENTS: (Discuss here any unusual or significant developments this month in construction, land development, maintenance, operation of utilities and refrigeration; problems, or difficulties encountered in getting materials, labor or equipment; etc. Use additional sheet if necessary.)





For Month Ending Nov. 194 4

Monthly Report

ENGINEERINGCenter Tule LakeCONSTRUCTION: ~~Buildings, Irrigation, Drainage, Roads~~ Woodworking Shop

Name or Type of Project	Date Started	Per Cent Completed	Est. Date of Completion	MATERIALS		Ave. No. Evacuees Employed
				Per Cent Ordered	Per Cent Delivered	
Job order Number. 44-45-161-A	Cut 24 window frames for colony		Dispensary		Value	4.77
M.Equip-3883	Replaced floor bed on truck #400-25					26.51
44-45-100-C	30 pcs Door trim for Hospital		Const.			11.93
M-5-3669	16-14' ladders for Fire Protection					68.55
			Total completed jobs			111.76
IN PROCESS:						
Overhead 1420	Making survey sticks				2.55	
M-5-3668	17-14' ladders for Fire protection				59.35	
44-45-100-D	Cook's table for Hospital Mess				57.39	
44-45-100-D	Pot Racks for Hospital Mess				28.54	
C.Equip 182	Making G. I. Boxes				24.09	
M. Equip 2002	Repair Side rack and bed for truck #700-02				6.12	
			Total in process			178.04
						289.80

AGRICULTURAL LAND DEVELOPMENT: Clearing, Levelling, etc.

Type of Project	Date Started	% Done	Est. Date of Completion	Ave. No. Evacuees Employed	ACREAGE DEVELOPED	
					This Month	Total To Date



MAINTENANCE:

	Number of Jobs Done	Ave. Total Number Employees	Est. Value of Materials Used
On Buildings			
On Utilities			

OPERATION OF UTILITIES:

Average Number of Employees: Water Supply \_\_\_\_\_ Sewage Disposal \_\_\_\_\_ Electrical \_\_\_\_\_

Est. Value Materials Used: Water Supply \_\_\_\_\_ Sewage Disposal \_\_\_\_\_ Electrical \_\_\_\_\_

Gallons Water Used This Month \_\_\_\_\_ Per Capita Water Consumption \_\_\_\_\_

REFRIGERATION:


Number of Service Calls \_\_\_\_\_ Number Repair Jobs \_\_\_\_\_ Ave. Total Number Employees \_\_\_\_\_

Number of Units Inspected and Serviced This Month \_\_\_\_\_

Units Not Operating: (give number and size) \_\_\_\_\_

Explain why units not operating, how long idle, etc.

COMMENTS: (Discuss here any unusual or significant developments this month in construction, land development, maintenance, operation of utilities and refrigeration; problems, or difficulties encountered in getting materials, labor or equipment; etc. Use additional sheet if necessary.)





## Monthly Report

## ENGINEERING

For Month Ending 11-30 1944Center Tule Lake

CONSTRUCTION: Buildings, Irrigation, Drainage, Roads.

Name or Type of Project	Date Started	Per Cent Completed	Est. Date of Completion	MATERIALS		Ave. No. Evacuees Employed
				Per Cent Ordered	Per Cent Delivered	
Drainage, Roads						
& Irrigation	3-18-43	Continuous				25
Center Irrigation	7-18-44		10-31-44	100	75	65
Jail	9-18-44		9-30-44	100	85	56
Refrig. Whse.	9-25-44		12-31-44	95	90	25
Concrete Un-						
loading Dock	9-1-44	100	9-30-44	100	100	15
Hospital and						
Dispensary	9-1-44		11-30-44	100	100	27
Recreation Club	9-25-44	70	2-28-45	100	100	23
Staff Housing	11-20-44		3-31-45	1	1	18
Water Treatment						
Building	11-2-44	100	12-31-44	100	100	13

AGRICULTURAL LAND DEVELOPMENT: Clearing, Levelling, etc.

Type of Project	Date Started	% Done	Est. Date of Completion	Ave. No. Evacuees Employed	ACREAGE DEVELOPED	
					This Month	Total To Date



# MAINTENANCE:

	Number of Jobs Done	Ave. Total Number Employees	Est. Value of Materials Used
On Buildings	2288	156	4963.56
On Utilities	22	32	134.76

## OPERATION OF UTILITIES:

Average Number of Employees: Water Supply 1 Sewage Disposal 26 Electrical \_\_\_\_\_  
 Est. Value Materials Used: Water Supply 330.00 Sewage Disposal 110.00 Electrical \_\_\_\_\_  
 Gallons Water Used This Month 54,000,000 Per Capita Water Consumption 90

## REFRIGERATION:

Number of Service Calls 97 Number Repair Jobs 86 Ave. Total Number Employees 4  
 Number of Units Inspected and Serviced This Month 66  
 Units Not Operating: (give number and size) 8 - 1 - Westinghouse  
3 - Cold Spot  
 Explain why units not operating, how long idle, etc. 2 - Frigidaire

COMMENTS: (Discuss here any unusual or significant developments this month in construction, land development, maintenance, operation of utilities and refrigeration; problems, or difficulties encountered in getting materials, labor or equipment; etc. Use additional sheet if necessary.)



For Month Ending Nov. 194 4

Monthly Report

ENGINEERINGCenter Tule LakeCONSTRUCTION: ~~Buildings, Irrigation, Drainage, Roads~~ Woodworking Shop

Name or Type of Project	Date Started	Per Cent Completed	Est. Date of Completion	MATERIALS		Ave. No. Evacuees Employed
				Per Cent Ordered	Per Cent Delivered	
Job order Number. 44-45-161-A	Cut 24 window frames for colony Dispensary					4.77
M.Equip-3883	Replaced floor bed on truck #400-25					26.51
44-45-100-C	30 pcs Door trim for Hospital Const.					11.93
M-5-3669	16-14' ladders for Fire Protection					68.55
			Total completed jobs			111.76
IN PROCESS:						
Overhead 1420	Making survey sticks				2.55	
M-5-3668	17-14' ladders for Fire protection				59.35	
44-45-100-D	Cook's table for Hospital Mess				57.39	
44-45-100-D	Pot Racks for Hospital Mess				28.54	
G.Equip 182	Making G. I. Boxes				24.09	
M. Equip 2002	Repair Side rack and bed for truck #700-02				6.12	
			Total in process			178.04
						289.80

AGRICULTURAL LAND DEVELOPMENT: Clearing, Levelling, etc.

Type of Project	Date Started	% Done	Est. Date of Completion	Ave. No. Evacuees Employed	ACREAGE DEVELOPED	
					This Month	Total To Date



MAINTENANCE:

	Number of Jobs Done	Ave. Total Number Employees	Est. Value of Materials Used
On Buildings			
On Utilities			

OPERATION OF UTILITIES:

Average Number of Employees: Water Supply\_\_\_\_\_ Sewage Disposal\_\_\_\_\_ Electrical\_\_\_\_\_

Est. Value Materials Used: Water Supply\_\_\_\_\_ Sewage Disposal\_\_\_\_\_ Electrical\_\_\_\_\_

Gallons Water Used This Month\_\_\_\_\_ Per Capita Water Consumption \_\_\_\_\_

REFRIGERATION:

Number of Service Calls\_\_\_\_ Number Repair Jobs\_\_\_\_ Ave. Total Number Employees \_\_\_\_\_

Number of Units Inspected and Serviced This Month \_\_\_\_\_

Units Not Operating: (give number and size) \_\_\_\_\_

Explain why units not operating, how long idle, etc.

COMMENTS: (Discuss here any unusual or significant developments this month in construction, land development, maintenance, operation of utilities and refrigeration; problems, or difficulties encountered in getting materials, labor or equipment; etc. Use additional sheet if necessary.)



## Monthly Report

## ENGINEERING

For Month Ending 11-30 1944Center Tule Lake

CONSTRUCTION: Buildings, Irrigation, Drainage, Roads.

Name or Type of Project	Date Started	Per Cent Completed	Est. Date of Completion	MATERIALS		Ave. No. Evacuees Employed
				Per Cent Ordered	Per Cent Delivered	
Drainage, Roads						
& Irrigation	3-18-43	Continuous				25
Center Irrigation	7-18-44		10-31-44	100	75	65
Jail	9-18-44		9-30-44	100	85	56
Refrig. Whse.	9-25-44		12-31-44	95	90	25
Concrete Un- loading Dock	9-1-44	100	9-30-44	100	100	15
Hospital and Dispensary	9-1-44		11-30-44	100	100	27
Recreation Club	9-25-44	70	2-28-45	100	100	23
Staff Housing	11-20-44		3-31-45	1	1	18
Water Treatment Building	11-2-44	100	12-31-44	100	100	13

AGRICULTURAL LAND DEVELOPMENT: Clearing, Levelling, etc.

Type of Project	Date Started	% Done	Est. Date of Completion	Ave. No. Evacuees Employed	ACREAGE DEVELOPED	
					This Month	Total To Date



# MAINTENANCE:

	Number of Jobs Done	Ave. Total Number Employees	Est. Value of Materials Used
On Buildings	2288	156	4963.56
On Utilities	22	32	134.76


## OPERATION OF UTILITIES:

Average Number of Employees: Water Supply 1 Sewage Disposal 26 Electrical 330.00  
 Est. Value Materials Used: Water Supply 110.00 Sewage Disposal 330.00 Electrical 110.00  
 Gallons Water Used This Month 54,000,000 Per Capita Water Consumption 90

## REFRIGERATION:

Number of Service Calls 97 Number Repair Jobs 86 Ave. Total Number Employees 4  
 Number of Units Inspected and Serviced This Month 66  
 Units Not Operating: (give number and size) 2 - G.E.  
8 - 1 - Westinghouse  
3 - Cold Spot  
 Explain why units not operating, how long idle, etc. 2 - Frigidaire

COMMENTS: (Discuss here any unusual or significant developments this month in construction, land development, maintenance, operation of utilities and refrigeration; problems, or difficulties encountered in getting materials, labor or equipment; etc. Use additional sheet if necessary.)





## Monthly Report

ENGINEERING

For Month Ending 12-31 1944

Center Tule Lake

CONSTRUCTION: Buildings, Irrigation, Drainage, Roads.

[illegible]

AGRICULTURAL LAND DEVELOPMENT: Clearing, Levelling, etc.

[illegible]



# MAINTENANCE:

	Number of Jobs Done	Ave. Total Number Employees	Est. Value of Materials Used
On Buildings	2193	154	5715.80
On Utilities	23	32	167.00

## OPERATION OF UTILITIES:

Average Number of Employees: Water Supply 1 Sewage Disposal 26 Electrical         
 Est. Value Materials Used: 251.38 17.28  
 Gallons Water Used This Month 54,000,000 Per Capita Water Consumption 90

## REFRIGERATION:

Number of Service Calls 93 Number Repair Jobs 86 Ave. Total Number Employees 5 \$133.64  
 Number of Units Inspected and Serviced This Month 67  
 Units Not Operating: (give number and size) 8 --- 1 - General Electric  
3 - Goldspot  
2 - Frigidaire  
 Explain why units not operating, how long idle, etc. 3 Goldspot, 1 Frigidaire being repaired. Remaining units temporarily not being used.

COMMENTS: (Discuss here any unusual or significant developments this month in construction, land development, maintenance, operation of utilities and refrigeration; problems, or difficulties encountered in getting materials, labor or equipment; etc. Use additional sheet if necessary.)



For Month Ending Dec. 194 4

Monthly Report

ENGINEERING

Woodworking Shop #356

Center Tule LakeCONSTRUCTION: ~~Buildings Irrigation Drainage Roads~~

Name or Type of Project	Date Started	Per Cent Completed	Est. Date of Completion	MATERIALS		Ave. No. Evacuees Employed
				Per Cent Ordered	Per Cent Delivered	
M-Equip 5631	Repaired	side rack on truck #200-30			3.91	16
M. Equip 2002	Repair and replace	side rack and bed for semi truck #700-02-- Garage			26.31	
M. Equip 5719	Repair	hand truck for Mess Operation			12.47	
M. 9-4614	Siren Cover	for Police Dept			33.91	
9-45-125-I	Rip 2"x8" into 2"x4"	for Ref. Whse			.32	
C.Equip 182	Make 29 G.I. Boxes	for Evacuee Property			41.33	
M-5-3668	17-14' Ladders	for Fire Protection			77.64	
44-45-100-D	1-Cook's Table	for Hosp. Mess			115.71	
44-45-100-D	1- Pot rack	for Hosp. Mess			28.54	
WORK IN PROCESS:						
30-45-184-A	Cut 6 group	of window frames			224.22	
30-45-184-C	Kitchen base and waal cab	for staff				
	Housing				.51	
30-45-184-D	234- Window screen	for staff Housing			11.87	
			Total		576.74	

AGRICULTURAL LAND DEVELOPMENT: Clearing, Levelling, etc.

Type of Project	Date Started	% Done	Est. Date of Completion	Ave. No. Evacuees Employed	ACREAGE DEVELOPED	
					This Month	Total To Date



MAINTENANCE:

	Number of Jobs Done	Ave. Total Number Employees	Est. Value of Materials Used
On Buildings			
On Utilities			

OPERATION OF UTILITIES:

Average Number of Employees: Water Supply \_\_\_\_\_ Sewage Disposal \_\_\_\_\_ Electrical \_\_\_\_\_

Est. Value Materials Used: Water Supply \_\_\_\_\_ Sewage Disposal \_\_\_\_\_ Electrical \_\_\_\_\_

Gallons Water Used This Month \_\_\_\_\_ Per Capita Water Consumption \_\_\_\_\_

REFRIGERATION:


Number of Service Calls \_\_\_\_\_ Number Repair Jobs \_\_\_\_\_ Ave. Total Number Employees \_\_\_\_\_

Number of Units Inspected and Serviced This Month \_\_\_\_\_

Units Not Operating: (give number and size) \_\_\_\_\_

Explain why units not operating, how long idle, etc.

COMMENTS: (Discuss here any unusual or significant developments this month in construction, land development, maintenance, operation of utilities and refrigeration; problems, or difficulties encountered in getting materials, labor or equipment; etc. Use additional sheet if necessary.)





## Monthly Report

## ENGINEERING

For Month Ending 1-31 1945Center Tule Lake

CONSTRUCTION: Buildings, Irrigation, Drainage, Roads.

Name or Type of Project	Date Started	Per Cent Completed	Est. Date of Completion	MATERIALS		Ave. No. Evacuees Employed
				Per Cent Ordered	Per Cent Delivered	
Drainage, Roads & Irrigation	3-18-43	Continuous				42
Center Irrigation	7-18-44	50	10-31-44	100	100	---
Jail	9-18-44	85	9-30-44	100	100	12
Refrig. Whse.	9-25-44	87	3-31-45	99	99	13
Hospital and Dispensary	9- 1-44	96	11-30-44	100	100	8
Recreation Club	9-25-44	100	2-28-45	100	100	5
Staff Housing	11-20-44	10	3-31-45	99	99	35
Evacuee Barracks Partitions	12-15-44	2	3-31-45	100	100	7
Funeral Parlor & Columbarium	12-15-44	75	1-31-45	100	100	12
Porch Additions	12- 4-44	10	1-31-45	100	100	15
Staff Housing (Lanham Act Funds)	12- 4-44	20	1-31-45	90	70	9
Staff School	12- 4-44					
Extension to Fire Station	1-23-44	90	3-31-45	100	100	5

AGRICULTURAL LAND DEVELOPMENT: Clearing, Levelling, etc.

Type of Project	Date Started	% Done	Est. Date of Completion	Ave. No. Evacuees Employed	ACREAGE DEVELOPED	
					This Month	Total To Date



# MAINTENANCE:

	Number of Jobs Done	Ave. Total Number Employees	Est. Value of Materials Used
On Buildings	1603	154	5166.99
On Utilities	16	32	24.71

## OPERATION OF UTILITIES:

Average Number of Employees: Water Supply 1 Sewage Disposal 26 Electrical         
Est. Value Materials Used: Water Supply \$182.25 Sewage Disposal \$100.11 Electrical         
Gallons Water Used This Month 54,000,000 Per Capita Water Consumption 90  
G.P.D.

## REFRIGERATION:

Number of Service Calls 80 Number Repair Jobs 75 Ave. Total Number Employees 5  
Number of Units Inspected and Serviced This Month 66  
Units Not Operating: (give number and size) 14  
Explain why units not operating, how long idle, etc. **The following units temporarily not being used:**  
**2 coldspots are unusable:**  
**Side box damaged in shipment.**  
**6 - Coldspots**  
**2 - G.E.**  
**4 - Frigidaire**

COMMENTS: (Discuss here any unusual or significant developments this month in construction, land development, maintenance, operation of utilities and refrigeration; problems, or difficulties encountered in getting materials, labor or equipment; etc. Use additional sheet if necessary.)





For Month Ending Jan. 194 5

Monthly Report

ENGINEERINGCenter Tule LakeCONSTRUCTION: ~~Buildings, Irrigation, Drainage, Roads, Eng. Woodworking Shop~~

Name or Type of Project	Date Started	Per Cent Completed	Est. Date of Completion	MATERIALS		Ave. No. Evacuees Employed
				Per Cent Ordered	Per Cent Delivered	
Work Completed:						40 male 1 female
C-Furn 191	2-20"x18"x18" Boxes	for Dr. Loebman			4.77	41
C-Furn 190	74-2'x2'x3' G.I. Boxes	for Eva. Property			75.10	
M-Furn 264	15 pcs furnitures	repaired for Rec. Club			7.51	
M-Furn 264	18pcs Curtain rods	refinished for Rec. Club			20.89	
7-45-101-I	2 french doors	for Rec. Club			12.53	
35-45-83-J	Install 9 window lights	in 2 doors for Jail			6.31	
7-45-101F	1-33-7/8"x54 and 1-32-7/8"x54"	doors for Rec. Club			2.20	
C-Furn 187	4 desks	for Const. Whse (Pieces already cut)			66.68	
M-5-977	2-2'x2 1/2'x5' boxes	for Mr. Robertson			5.75	
7-45-101F	3 Coat trees	for Rec. Club			7.92	
M-6-A1038	Repaired file drawer	and desk for Cost Unit			.35	
M-Furn 95	25pcs Furnitures	repaired for Pers. Housing			26.15	
M-7-4383	30 new meat boxes	made and ww old meat boxes repaired for mess Operation			81.74	
30-45-184-B	Convert 18 2 panel doors	to combination with removal glass section for Staff Housing			109.62	
7-45-101F	1-Work counter	for Rec. Club			211.98	
7-45-101F	1-Serving counter	for Rec. Club			220.70	
M-5-6241	Repaired windows	for Pers. Apartment			7.54	

AGRICULTURAL LAND DEVELOPMENT: Clearing, Levelling, etc.

Type of Project	Date Started	% Done	Est. Date of Completion	Ave. No. Evacuees Employed	ACREAGE DEVELOPED	
					This Month	Total To Date



MAINTENANCE:

	Number of Jobs Done	Ave. Total Number Employees	Est. Value of Materials Used
On Buildings			
On Utilities			

OPERATION OF UTILITIES:

Average Number of Employees: Water Supply \_\_\_\_\_ Sewage Disposal \_\_\_\_\_ Electrical \_\_\_\_\_

Est. Value Materials Used: Water Supply \_\_\_\_\_ Sewage Disposal \_\_\_\_\_ Electrical \_\_\_\_\_

Gallons Water Used This Month \_\_\_\_\_ Per Capita Water Consumption \_\_\_\_\_

REFRIGERATION:

Number of Service Calls \_\_\_\_\_ Number Repair Jobs \_\_\_\_\_ Ave. Total Number Employees \_\_\_\_\_

Number of Units Inspected and Serviced This Month \_\_\_\_\_

Units Not Operating: (give number and size) \_\_\_\_\_

Explain why units not operating, how long idle, etc.

COMMENTS: (Discuss here any unusual or significant developments this month in construction, land development, maintenance, operation of utilities and refrigeration; problems, or difficulties encountered in getting materials, labor or equipment; etc. Use additional sheet if necessary.)





For Month Ending Jan. 194 5

Monthly Report

ENGINEERINGCenter Tule LakeCONSTRUCTION: ~~Buildings~~ ~~Drainage~~ ~~Roads~~ ~~Eng. Woodworking Shop~~

Name or Type of Project	Date Started	Per Cent Completed	Est. Date of Completion	MATERIALS		Ave. No. Evacuees Employed
				Per Cent Ordered	Per Cent Delivered	
M-Equip 738	Repaired floor on pick up #400-22 Garage				6.03	
48-45-185A	2-2'-10"x3'-5" Sash frames for Funeral parlor				15.50	
78-45-185-H	1 Mail box for post office				14.02	
M-Turn 6222	Map rack for Eng. Office				15.72	
WORK IN PROCESS:						
30-45-184A	Cut 6 groups of window frames				78.29	
30-45-184C	Kitchen base and wall cab for Staff Housing				.68	
30-45-184D	234 window screens for staff housing				250.02	
30-45-184C	12 portable closets for staff housing				.68	
Ser.134381 Acc't #14-80X-0103						
	Assemble and fabricate doors and windows for					
	staff school				1.16	
78-45-185B	3 Money drawers for post office				91.59	
M-6-A-1084	Repair file drawer and chairs for Stat. Section				.29	
C-8-79	Installation of Resaw Machine				47.46	
			Total		1227.31	

AGRICULTURAL LAND DEVELOPMENT: Clearing, Levelling, etc.

Type of Project	Date Started	% Done	Est. Date of Completion	Ave. No. Evacuees Employed	ACREAGE DEVELOPED	
					This Month	Total To Date



MAINTENANCE:

	Number of Jobs Done	Ave. Total Number Employees	Est. Value of Materials Used
On Buildings			
On Utilities			

OPERATION OF UTILITIES:

Average Number of Employees: Water Supply \_\_\_\_\_ Sewage Disposal \_\_\_\_\_ Electrical \_\_\_\_\_

Est. Value Materials Used: Water Supply \_\_\_\_\_ Sewage Disposal \_\_\_\_\_ Electrical \_\_\_\_\_

Gallons Water Used This Month \_\_\_\_\_ Per Capita Water Consumption \_\_\_\_\_

REFRIGERATION:

Number of Service Calls \_\_\_\_\_ Number Repair Jobs \_\_\_\_\_ Ave. Total Number Employees \_\_\_\_\_

Number of Units Inspected and Serviced This Month \_\_\_\_\_

Units Not Operating: (give number and size) \_\_\_\_\_

Explain why units not operating, how long idle, etc.

COMMENTS: (Discuss here any unusual or significant developments this month in construction, land development, maintenance, operation of utilities and refrigeration; problems, or difficulties encountered in getting materials, labor or equipment; etc. Use additional sheet if necessary.)

The jobs that were in progress in December and the job orders we had on hand together with the job order we received during this month are practically completed. A few of the jobs are still in process and will carry over to February.

Due to the lack of approved jobs many instances during this month the crew was idle. In view of this situation we were asked to reduce the present crew of 41 men to 16. This is a heavy cut in this section. The five day termination notice was given out on Jan. 31.

The resaw machine is installed and ready to operate.





For Month Ending Feb. 194 5

Monthly Report

ENGINEERINGCenter Tule LakeCONSTRUCTION: ~~Buildings, Irrigation, Drainage, Roads, Eng. Maint-Equip~~ Carpenter Shop

Name or Type of Project	Date Started	Per Cent Completed	Est. Date of Completion	MATERIALS		Ave. No. Evacuees Employed
				Per Cent Ordered	Per Cent Delivered	
Work Completed:						15 men
M-Furn 1800	Repaired	4 file cabinet for Comm Hosp.	Value 1.54			1 Female
M-8-1587	Repaired	car door for Maintenance			.70	16
M-1-A-1467	Cut Lumber for Farm				.13	
M-6-A-1084	Repaired	file drawer and Chair for Stat. Sec.	1.05			
C-8-79	Installed	Resaw Machine			63.06	
M. Equip-4534	Repaired	side rack for truck #2-45			.66	
M-6-A-2203	Surfacing	lumber for Maintenance			1.58	
M-Furn-1757	Repaired	4 high chairs for Pers Mess Hall			.34	
9-45-125	Cut	400 lf of elec. wire casing for Ref. Whse	1.40			
Ser. 134384						
14-80X-0108	Assemble and fabricate	door and window frames				
		for staff school bldg.			296-.05	
M-Furn-1379	9 pcs of furnitures	repaired for Per Housing	5.74			
M-Furn-1714	3 file drawers	repaired for Stat Section	.35			
78-45-185-B	3 money drawers	for Post office	9.72			
Work In Process:						380.74
M-Furn-1330	Repair	Meat boxes Mess Operation	1.84			
M-Furn 1619	Resurface	20 tables and 2 stool for Hosp.	3.61			
40-1400-1	Resaw 2" lumber	for Relocation Division	26.12			

30-45-184-A Cut 6 group of window frames 12.92  
 AGRICULTURAL LAND DEVELOPMENT: Clearing, Levelling, etc.

Type of Project	Date Started	% Done	Est. Date of Completion	Ave. No. Evacuees Employed	ACREAGE DEVELOPED	
					This Month	Total To Date
40-1400-1	Packing of resaw machine				1.67	
30-45-184-D	234 window screens				23.28	
M-60-207	Repair high chair				.17	
60-45-181-C	Mill work on staff porch project				3.71	
30-45-184-C	Kitchen vase and wall cab				96.65	
						552.29



MAINTENANCE:

	Number of Jobs Done	Ave. Total Number Employees	Est. Value of Materials Used
On Buildings			
On Utilities			

OPERATION OF UTILITIES:

Average Number of Employees: Water Supply \_\_\_\_\_ Sewage Disposal \_\_\_\_\_ Electrical \_\_\_\_\_

Est. Value Materials Used: Water Supply \_\_\_\_\_ Sewage Disposal \_\_\_\_\_ Electrical \_\_\_\_\_

Gallons Water Used This Month \_\_\_\_\_ Per Capita Water Consumption \_\_\_\_\_

REFRIGERATION:

Number of Service Calls \_\_\_\_\_ Number Repair Jobs \_\_\_\_\_ Ave. Total Number Employees \_\_\_\_\_

Number of Units Inspected and Serviced This Month \_\_\_\_\_

Units Not Operating: (give number and size) \_\_\_\_\_

Explain why units not operating, how long idle, etc.

COMMENTS: (Discuss here any unusual or significant developments this month in construction, land development, maintenance, operation of utilities and refrigeration; problems, or difficulties encountered in getting materials, labor or equipment; etc. Use additional sheet if necessary.)

We have now 16 evacuee workers and this month our work consisted mainly of operating the resaw machine. We resawed approximately 20,000 bf. of 2" lumber for Relocation Division. The out put was less than the estimated amount due to the fact that we had so much trouble with the machine. The plan is now to ship the machine to another camp and packing of the machine is now in process.



## Monthly Report

## ENGINEERING

For Month Ending 2-28 1945Center Tule Lake

CONSTRUCTION: Buildings, Irrigation, Drainage, Roads.

Name or Type of Project	Date Started	Per Cent Completed	Est. Date of Completion	MATERIALS		Ave. No. Evacuees Employed
				Per Cent Ordered	Per Cent Delivered	
Drainage, Roads & Irrigation	3-18-43	Continuous				35
Center Irrigation	7-18-44	50	10-31-44	100	100	5
Jail	9-18-44	95	9-30-44	100	100	5
Refrig. Whse.	9-25-44	90	3-31-45	99	99	5
Hospital and Dispensary	9-1-44	96	11-30-44	100	100	4
Staff Housing	11-20-44	30	3-31-45	95	94	28
Evacuee Barracks Partitions	12-15-44	2	3-31-45	100	100	2
Funeral Parlor & Columbarium	12-15-44	80	1-31-45	100	100	7
Porch Additions Staff Housing	12-4-44	30	1-31-45	100	100	5
Staff School Lanham Act Funds	12-4-44	30	1-31-45	90	90	7
Extension to Fire Station	1-23-44	90	3-31-45	100	100	---
Stockade	7-12-44	99	10-30-44	100	100	7

AGRICULTURAL LAND DEVELOPMENT: Clearing, Levelling, etc.

Type of Project	Date Started	% Done	Est. Date of Completion	Ave. No. Evacuees Employed	ACREAGE DEVELOPED	
					This Month	Total To Date



MAINTENANCE:

	Number of Jobs Done	Ave. Total Number Employees	Est. Value of Materials Used
On Buildings	2019	121	6322.66
On Utilities	11	35	83.16

OPERATION OF UTILITIES:

Average Number of Employees: Water Supply 1 Sewage Disposal 25 Electrical         
 Est. Value Materials Used: Water Supply \$334.00 Sewage Disposal \$129.61 Electrical         
 Gallons Water Used This Month 50,000,000 Per Capita Water Consumption 80

REFRIGERATION:

\$85.53 materials  
 Number of Service Calls 33 Number Repair Jobs 33 Ave. Total Number Employees 4  
 Number of Units Inspected and Serviced This Month 33  
 Units Not Operating: (give number and size)         
 Explain why units not operating, how long idle, etc. 2 - Coldspots  
Unusable as side boxes have been damaged beyond use in shipment.

COMMENTS: (Discuss here any unusual or significant developments this month in construction, land development, maintenance, operation of utilities and refrigeration; problems, or difficulties encountered in getting materials, labor or equipment; etc. Use additional sheet if necessary.)



For Month Ending March 1945

Monthly Report

ENGINEERING

Center Tule LakeCONSTRUCTION: ~~Buildings, Irrigation, Drainage, Roads, Eng. Maint-Equip~~ Woodworking Shop

Name or Type of Project <b>WORK COMPLETED:</b>	Date Started	Per Cent Completed	Est. Date of Completion	MATERIALS		Ave. No. Evacuees Employed
				Per Cent Ordered	Per Cent Delivered	
40-1400-1	Resaw 2" lumber for Relocation Division				26.12	15 male 1 Female 16
40-1400-1	Packing resaw Machine				8.69	
M-Furn 1330	14 Meat boxes repaired for Mess Operation				1.84	
39-45-(39-45-195A)	Assembled W/Frames for Eva. Property				12.55	
M-40-380	Plained lumber for Maintenance				2.29	
M-Furn 1619	Resurfaced 33 pcs Furn. for Hospital				12.83	
M-60-207	1 Baby chair repaired for Pers. Mess				.17	
M-60- 448	26pcs Furn repaired for Pers. Housing				12.27	
134382-14-80x-0108	192lf. Crown moulding for Grandview School				1.37	
77-45 (77-45-199)	1 Library book and Magazine shelves				10.18	
M-60-669	Repaired 4 chairs for Comm. Hospital				3.45	
54-45 (78-45-185B)	Money drawers or Post Office				1.62	
39-45 (39-45-195)	Install 9 lite in the panel of door Eva. Property				1.51	
M-60-1118	Install separator in desk drawers or Legal Office				.24	
M-60-1300	Repaired swival chair for Eva. Property				.24	95.37
<b>WORK IN PROCESS:</b> Overhead 1420	Make survey stakes for Eng. Section				.39	
55-45 (30-45-184C)	Kitchen base and wall cab. Staff House				111.43	
30-45 (60-45-181C)	Mill work on staff Porch				.15	
55-45(30-45-184D)	234 Window screens for staff Housing				10.35	

AGRICULTURAL LAND DEVELOPMENT: Clearing, Levelling, etc.

Type of Project	Date Started	% Done	Est. Date of Completion	Ave. No. Evacuees Employed	ACREAGE This Month	DEVELOPED Total To Date
55-45-(30-45-184A)	Cut 6 groups of window frames				7.04	
78-45 (78-45-193)	2-8' Mess Hall cupboards for Pers. Mess				54.52	
M-60-1062	Repair furnitures for High School				9.74	193.62
						288.99



MAINTENANCE:

	Number of Jobs Done	Ave. Total Number Employees	Est. Value of Materials Used
On Buildings			
On Utilities			

OPERATION OF UTILITIES:

Average Number of Employees: Water Supply \_\_\_\_\_ Sewage Disposal \_\_\_\_\_ Electrical \_\_\_\_\_

Est. Value Materials Used: Water Supply \_\_\_\_\_ Sewage Disposal \_\_\_\_\_ Electrical \_\_\_\_\_

Gallons Water Used This Month \_\_\_\_\_ Per Capita Water Consumption \_\_\_\_\_

REFRIGERATION:

Number of Service Calls \_\_\_\_\_ Number Repair Jobs \_\_\_\_\_ Ave. Total Number Employees \_\_\_\_\_

Number of Units Inspected and Serviced This Month \_\_\_\_\_

Units Not Operating: (give number and size) \_\_\_\_\_

Explain why units not operating, how long idle, etc.

COMMENTS: (Discuss here any unusual or significant developments this month in construction, land development, maintenance, operation of utilities and refrigeration; problems, or difficulties encountered in getting materials, labor or equipment; etc. Use additional sheet if necessary.)

**The shop is running smoothly. There are no unusual or significant developments to report this month.**



## Monthly Report

## ENGINEERING

For Month Ending 3-31 1945Center Tule Lake

CONSTRUCTION: Buildings, Irrigation, Drainage, Roads.

Name or Type of Project	Date Started	Per Cent Completed	Est. Date of Completion	MATERIALS		Ave. No. Evacuees Employed
				Per Cent Ordered	Per Cent Delivered	
Drainage, Roads & Irrigation	3-18-43	Continuous				39
Center Irrigation	7-18-44	60	10-31-44	100	100	13
Jail	9-18-44	98	9-30-44	100	100	1
Refrig. Whse.	9-25-44	95	3-31-45			4
Hospital & Dispensary	9-1-44	98	11-30-44	100	100	0
Staff Housing	11-20-44	50	3-31-45			18
Evacuee Barracks Partitions	12-15-44	05	3-31-45	100	100	1
Funeral Parlor & Columbarium	12-15-44	100	1-31-45	100	100	0
Porch Additions Staff Housing	12-4-44	60	1-31-45	100	100	7
Staff School Lanham Act Funds	12-4-44	60	1-31-45			7
Extension to Fire Station	1-23-44	98	3-31-45	100	100	0
Stockade	7-12-44	99	10-30-44	100	100	15
Cabinet Staff Mess Hall	2-12-45	100	3-15-45	100	100	3
Relocation Of- fice Building	3-1-45	99	4-10-45	100	100	20
Library Book Shel- ves	2-1-45	100	3-19-45	90	90	1
Street Lighting New Area	2-26-45	10	5-1-45	100	100	1
Painting Evacuee Living Quarters	11-4-44	3	7-10-45	100	90	0

AGRICULTURAL LAND DEVELOPMENT: Clearing, Levelling, etc.

Type of Project	Date Started	% Done	Est. Date of Completion	Ave. No. Evacuees Employed	ACREAGE DEVELOPED	
					This Month	Total To Date



# MAINTENANCE:

	Number of Jobs Done	Ave. Total Number Employees	Est. Value of Materials Used
On Buildings	1814	114	\$4509.06
On Utilities	19	39	90.11

## OPERATION OF UTILITIES:

Average Number of Employees: Water Supply 1 Sewage Disposal 33 Electrical \_\_\_\_\_  
Est. Value Materials Used: Water Supply \$357.48 Sewage Disposal \$18.47 Electrical \_\_\_\_\_  
Gallons Water Used This Month 51,000,000 Per Capita Water Consumption 85

## REFRIGERATION:

Number of Service Calls 31 Number Repair Jobs 31 Ave. Total Number Employees 5  
Number of Units Inspected and Serviced This Month 31  
Units Not Operating: (give number and size) \_\_\_\_\_

Explain why units not operating, how long idle, etc. 2 - Coldspots  
**Unusable as side boxes have been damaged beyond use in shipment.**

COMMENTS: (Discuss here any unusual or significant developments this month in construction, land development, maintenance, operation of utilities and refrigeration; problems, or difficulties encountered in getting materials, labor or equipment; etc. Use additional sheet if necessary.)



For Month Ending April 194 5

Monthly Report

ENGINEERINGCenter TulelakeCONSTRUCTION: ~~Buildings, Irrigation, Drainage, Roads, Eng. Maint-Equip Woodworking Shop~~

Name or Type of Project	Date Started	Per Cent Completed	Est. Date of Completion	MATERIALS		Ave. No. Evacuees Employed
				Per Cent Ordered	Per Cent Delivered	
<b>WORK COMPLETED</b>						
<del>78-45</del>	<del>2-8' Mess Hall Cupboards for Pers. Mess</del>				<del>54.52</del>	<del>15 male 1 female</del>
<del>M-60-1062</del>	<del>47pos Furnitures repaired for Hi. CSchool</del>				<del>14.63</del>	<del>16</del>
<del>M-60-1435</del>	<del>74pos Furnitures repaired for Per. Housing</del>				<del>22.85</del>	
<del>39-45</del>	<del>Paper rack for Relocation Library</del>				<del>1.74</del>	
<del>134384-14-80x0108</del>	<del>Toilet partition for Grandview School</del>				<del>3.02</del>	
<del>M-60-1508</del>	<del>23 meat boxes repaired for Mess Operation</del>				<del>4.04</del>	
<del>30-45</del>	<del>Mill work on Staff Porch Project</del>				<del>5.02</del>	
						105.82
<b>WORK IN PROCESS:</b>						
<del>55-45</del>	<del>Kitchen base and wall cab. for Staff Housing</del>				<del>88.43</del>	
<del>55-45</del>	<del>234 Window screens for Staff Housing</del>				<del>5.67</del>	
<del>30-45</del>	<del>4 Combination doors for Staff Porch</del>				<del>8.58</del>	
<del>M-60-1697</del>	<del>3000pos Rice paddles for Mess Operation</del>				<del>33.22</del>	
<del>M-40-2220</del>	<del>52 Toilet tank covers for Plumbing Shop</del>				<del>1.40</del>	
<del>134384-14-80x0108</del>	<del>Shelves, Dictionary stand, 4 benches and</del>				<del>16.96</del>	
	<del>repairing tables and Chairs for Grandview School</del>					
						157.33
					<b>Total</b>	<b>263.15</b>

AGRICULTURAL LAND DEVELOPMENT: Clearing, Levelling, etc.

Type of Project	Date Started	% Done	Est. Date of Completion	Ave. No. Evacuees Employed	ACREAGE DEVELOPED	
					This Month	Total To Date



MAINTENANCE:

	Number of Jobs Done	Ave. Total Number Employees	Est. Value of Materials Used
On Buildings			
On Utilities			

OPERATION OF UTILITIES:

Average Number of Employees: Water Supply \_\_\_\_\_ Sewage Disposal \_\_\_\_\_ Electrical \_\_\_\_\_

Est. Value Materials Used: Water Supply \_\_\_\_\_ Sewage Disposal \_\_\_\_\_ Electrical \_\_\_\_\_

Gallons Water Used This Month \_\_\_\_\_ Per Capita Water Consumption \_\_\_\_\_

REFRIGERATION:

Number of Service Calls \_\_\_\_\_ Number Repair Jobs \_\_\_\_\_ Ave. Total Number Employees \_\_\_\_\_

Number of Units Inspected and Serviced This Month \_\_\_\_\_

Units Not Operating: (give number and size) \_\_\_\_\_

Explain why units not operating, how long idle, etc.

COMMENTS: (Discuss here any unusual or significant developments this month in construction, land development, maintenance, operation of utilities and refrigeration; problems, or difficulties encountered in getting materials, labor or equipment; etc. Use additional sheet if necessary.)



## Monthly Report

ENGINEERING

For Month Ending 4-30 194 5

Center Tule Lake

CONSTRUCTION: Buildings, Irrigation, Drainage, Roads.

Name or Type of Project	Date Started	Per Cent Completed	Est. Date of Completion	MATERIALS		Ave. No. Evacuees Employed
				Per Cent Ordered	Per Cent Delivered	
Drainage, Roads & Irrigation	3-18-43	Continuous	- - - - -	- - - - -	- - - - -	45
Center Irrigation, Amended	7-18-44	60	6-30-45	100	100	15
Jail	9-18-44	98	5-30-45	100	100	2
Refrigeration Whse. Amended	9-25-44	95	3-31-45	100	100	5
Hospital & Dispensary	9-1-44	99	6-30-45	99	99	10
Staff Housing	11-20-44	60	6-15-45	100	98	12
Evacuee Barracks Partitions	12-15-44	08	5-31-45	100	100	---
Porch Additions Staff Housing	12-4-44	95	5-31-45	100	100	5
Staff School Lenham Act Funds	12-4-44	70	5-31-45	90	90	4
Extension to Fire Station	1-23-44	100	3-31-45	100	100	---
Stockade	7-12-44	99	10-30-44	100	100	8
Street Lighting New Area	2-26-45	40	5-31-45	100	90	
Painting Evacuee Living Quarters	11-4-44	5	7-10-45	95	95	0
New Road - Personnel Area	4-9-45	90	5-31-45	100	100	2
Evacuee Property- Relocation Office	3-1-45	99	5-31-45	100	100	5

AGRICULTURAL LAND DEVELOPMENT: Clearing, Levelling, etc.

[illegible]



# MAINTENANCE:

	Number of Jobs Done	Ave. Total Number Employees	Est. Value of Materials Used
On Buildings	1764	101	3543.23
On Utilities	18	40	606.92

## OPERATION OF UTILITIES:

Average Number of Employees: Water Supply 1 Sewage Disposal 34 Electrical       
 Est. Value Materials Used: Water Supply 195.27 Sewage Disposal 38.41 Electrical       
 Gallons Water Used This Month 56,000,000 Per Capita Water Consumption 90

## REFRIGERATION:

Number of Service Calls 50 Number Repair Jobs 50 Ave. Total Number Employees 4 <sup>\$60.32</sup>  
 Number of Units Inspected and Serviced This Month 97  
 Units Not Operating: (give number and size) 4 - Frigidaires and 2 Coldspots  
 Explain why units not operating, how long idle, etc. **Above six units has to be sent to the factory for repair.**

COMMENTS: (Discuss here any unusual or significant developments this month in construction, land development, maintenance, operation of utilities and refrigeration; problems, or difficulties encountered in getting materials, labor or equipment; etc. Use additional sheet if necessary.)



## Monthly Report

## ENGINEERING

For Month Ending May 1945Center Tule Lake

CONSTRUCTION: Buildings, Irrigation, Drainage, Roads.

Name or Type of Project	Date Started	Per Cent Completed	Est. Date of Completion	MATERIALS		Ave. No. Evacuees Employed
				Per Cent Ordered	Per Cent Delivered	
Center Irrig. Amnd. Refrigeration Whse.	7-18-44	70 %	6-30-45	100 %	100 %	42
Amended Hospital	9-25-44	100	3-31-45	100	100	2
Improvements	9-1-44	90	6-30-45	100	100	1
Staff Housing	11-20-44	70	7-15-45	100	100	7
Jail	9-18-44	100	5-30-45	100	100	2
Evacuee Barracks Partitions	12-15-44	10	7-15-45	100	95	0
Porch Additions, Staff Hsg.	12-4-44	98	6-31-45	100	100	1
Staff School, Lanham Aot Funds	12-4-44	85	6-31-45	90	90	6
Stockade	7-12-44	99	6-31-45	100	100	6
Street Lighting New Area	2-26-45	70	5-21-45	100	90	2
Painting Evacuee Living Barracks	11-4-44	25	7-10-45	95	95	0
New Road, Personnel Area	4-9-45	90	6-31-45	100	100	3
Evacuee Property Relocation Off.	3-1-45	99	5-31-45	100	100	5
Food Warehouse Improvements	5-2-45	75	6-31-45	100	100	1
Farm Mess Hall	9-15-44	100	6-31-45	100	100	2
Farm Construction	5-25-45	60	7-31-45	100	100	10
Addition, Colony Dispensary	4-23-45	85	6-30-45	100	100	9

AGRICULTURAL LAND DEVELOPMENT: Clearing, Levelling, etc.

Type of Project	Date Started	% Done	Est. Date of Completion	Ave. No. Evacuees Employed	ACREAGE DEVELOPED	
					This Month	Total To Date



MAINTENANCE:

	Number of Jobs Done	Ave. Total Number Employees	Est. Value of Materials Used
On Buildings			
On Utilities			

OPERATION OF UTILITIES:

Average Number of Employees: Water Supply Sewage Disposal Electrical  
 Est. Value Materials Used: Water Supply Sewage Disposal Electrical  
 Gallons Water Used This Month Per Capita Water Consumption

REFRIGERATION:

Number of Service Calls Number Repair Jobs Ave. Total Number Employees  
 Number of Units Inspected and Serviced This Month  
 Units Not Operating: (give number and size)  
 Explain why units not operating, how long idle, etc.

COMMENTS: (Discuss here any unusual or significant developments this month in construction, land development, maintenance, operation of utilities and refrigeration; problems, or difficulties encountered in getting materials, labor or equipment; etc. Use additional sheet if necessary.)



## Monthly Report

ENGINEERING

For Month Ending May 1945

Center Tule Lake

CONSTRUCTION: Buildings, Irrigation, Drainage, Roads.

[illegible]

AGRICULTURAL LAND DEVELOPMENT: Clearing, Levelling, etc.



MAINTENANCE:

	Number of Jobs Done	Ave. Total Number Employees	Est. Value of Materials Used
On Buildings	167	117	3705.06
On Utilities	19	40	204.55

OPERATION OF UTILITIES:

Average Number of Employees: Water Supply 1 Sewage Disposal 34 Electrical         
 Est. Value Materials Used: Water Supply \$253.00 Sewage Disposal \$165.00 Electrical         
 Gallons Water Used This Month 52,700,000 Per Capita Water Consumption 89

REFRIGERATION:

Number of Service Calls 110 Number Repair Jobs 110 Cost of Materials \$83.32  
 Total Number Employees 4  
 Number of Units Inspected and Serviced This Month 110  
 Units Not Operating: (give number and size) 4 (6 ft.)  
 Explain why units not operating, how long idle, etc. **These units will have to be sent back to the factory for repair.**

COMMENTS: (Discuss here any unusual or significant developments this month in construction, land development, maintenance, operation of utilities and refrigeration; problems, or difficulties encountered in getting materials, labor or equipment; etc. Use additional sheet if necessary.)



For Month Ending May 194 5

Monthly Report

ENGINEERINGEng. Maint-Equip.Woodworking ShopCenter Tule Lake

CONSTRUCTION: Buildings, Irrigation, Drainage, Roads.

Name or Type of Project	Date Started	Per Cent Completed	Est. Date of Completion	MATERIALS		Ave. No. Evacuees Employed
				Per Cent Ordered	Per Cent Delivered	
55-45(30-45-184D)	234 Window screens for Staff Housing				346.05	15 Male
30-45(60-45-181C)	3 Comb. doors for Staff Porch				13.21	1 Female
39-45(39-45-195)	68 Window screens 1 comb door-Evac.Prop.				10.66	16
65-45(50-45-201D)	9 Window screens for Farm Mess				2.05	
M-40-2220	52 Toilet tank covers; Plumbing Shop				3.13	
M-60-2745	Repair 1 file cab. for Prop. Control				.16	
M-60-2785	3 Wood plugs for Imhoff Tank				.48	
82-45(82-45-204)	Window frames for Colony Disp.				3.12	
82-45(82-45-204)	200L.F. 2Rd. 3/4" Moulding Colony Disp.				.51	
97-45-211	4 Window frames for Project Attny. Office				4.01	
82-45(82-45-204A)	4 Standard File Cab. Colony Disp.				16.60	
39-45	4 Standard File Cab. Colony Disp.				5.25	
21-45(21-45-210)	1 Special Chair for Stat. Office				4.29	
93-45(L-41-93-45-206B)	Cab. for Finance Office				24.34	
M-60-2904	Repaired 3 File Cab. for O.P.D. Com. Hops.				.54	
65-45(50-45-201E)	Rabbeting 2"x6" T&G for Farm Mess Trough				.18	
39-45(82-45-204)	2 Prescription file cab. for Colony Disp.				4.03	
M-60-3069	3 File Cab. Repaired for Coml Hosp.				.54	
39-45	Special Cab. for Evac. Prop Office				2.89	
M-40-2916	100 34"x41" 9 lite window sashes for Maint				2.61	
M-60-2858	Repaired 20pcs. furn. for Pers. Housing				3.42	
37-45-83	Milling 350 L.F. 1"x2" Roof tacking for Jail				.82	
M-40-3764	10 pcs. Grain Elevation slate for Farm				.45	
M-40-3794	Repaired 1 File Cab. drawer for Stat. S.				.24	
M-60-2649	Repaired 3 folding chairs for Comm.H.				.35	
	WORK IN PROCESS					449.93
Overhead 1420	Make survey stakes for Eng. Sec.				.95	
55-45(30-45-184C)	Kitchen base wall cab. Kitchen tables for					
	Staff Housing				36.86	
55-45(30-45-184A)	Cut 6 groups of window frames for Staff H.				23.79	
M-60-1697	3000 pcs. rice paddles for Mess Oper.				14.94	
134384 1480X-0108	19 tables 36 chairs 4 benches 1 dic.					
	stand shelves for Staff School				30.68	
29-45	Center Irrigation (Mill Work)				2.98	
37-45 (37-45-83K)	Window screens for Project Jail				6.79	
M-60-3922	2 Tables & 2 easels for Nursery School				.88	
80-45 (80-45-198A)	16 window screens 8 door screens for					118.65
	Tofu Factory				.78	368.58

AGRICULTURAL LAND DEVELOPMENT: Clearing, Levelling, etc.

Type of Project	Date Started	% Done	Est. Date of Completion	Ave. No. Evacuees Employed	ACREAGE DEVELOPED	
					This Month	Total To Date



MAINTENANCE:

	Number of Jobs Done	Ave. Total Number Employees	Est. Value of Materials Used
On Buildings			
On Utilities			

OPERATION OF UTILITIES:

Average Number of Employees: Water Supply \_\_\_\_\_ Sewage Disposal \_\_\_\_\_ Electrical \_\_\_\_\_

Est. Value Materials Used: Water Supply \_\_\_\_\_ Sewage Disposal \_\_\_\_\_ Electrical \_\_\_\_\_

Gallons Water Used This Month \_\_\_\_\_ Per Capita Water Consumption \_\_\_\_\_

REFRIGERATION:

Number of Service Calls \_\_\_\_\_ Number Repair Jobs \_\_\_\_\_ Ave. Total Number Employees \_\_\_\_\_

Number of Units Inspected and Serviced This Month \_\_\_\_\_

Units Not Operating: (give number and size) \_\_\_\_\_

Explain why units not operating, how long idle, etc.

COMMENTS: (Discuss here any unusual or significant developments this month in construction, land development, maintenance, operation of utilities and refrigeration; problems, or difficulties encountered in getting materials, labor or equipment; etc. Use additional sheet if necessary.)



## Monthly Report

## ENGINEERING

For Month Ending June 1945Center Tule Lake

CONSTRUCTION: Buildings, Irrigation, Drainage, Roads,

Name or Type of Project	Date Started	Per Cent Completed	Est. Date of Completion	MATERIALS		Ave. No. Evacuees Employed
				Per Cent Ordered	Per Cent Delivered	
Center Irrigation						
Amended	7-18-44	75	6-30-45	100	100	10
Hospital						
Alterations	9-1-44	99	6-30-45	100	99	5
Staff Housing	11-20-44	75	7-15-45	100	100	8
Evacuee Barracks						
Partitions	12-15-44	15	8-15-45	100	100	5
Porch Addition--						
Staff Hsg.	12-4-44	99	7-15-45	100	100	2
Staff School						
12-4-44		95	7-15-45	95	95	5
Ianham Act Fund						
Street Lighting--						
New Area	2-26-45	90	7-15-45	100	90	2
Painting Evacuee						
Barracks	11-4-44	60	8-15-45	95	95	0
New Road						
Personnel Area	4-9-45	90	7-15-45	100	100	2
Evacuee Property						
Relocation Office	3-1-45	100	6-30-45	100	100	4
Food Warehouse						
Improvements	5-2-45	100	6-30-45	All	On Hand	5
Farm Construction	5-25-45	90	7-31-45	All	On Hand	10
Addition to Colo-						
ny Dispensary	4-23-45	100	6-30-45	100	100	6
Lining "M" Canal	4-9-45	25	8-15-45	Furnished by Bureau of Reclamation		45
Garbage Can Wash-						
ing Racks	5-15-45	10	7-15-45	100	100	2
Motor Pool Benches						
& Tail Gates	5-2-45	60	7-31-45	50	25	3
Concrete Vault--						
High School	5-8-45	10	7-15-45	All	On Hand	3
L-41 Misc. Const.						
93-45	4-14-45	90	6-30-45	All	On Hand	10

AGRICULTURAL LAND DEVELOPMENT: Clearing, Levelling, etc.

Type of Project	Date Started	% Done	Est. Date of Completion	Ave. No. Evacuees Employed	ACREAGE DEVELOPED	
					This Month	Total To Date



MAINTENANCE:

	Number of Jobs Done	Ave. Total Number Employees	Est. Value of Materials Used
On Buildings			
On Utilities			

OPERATION OF UTILITIES:

Average Number of Employees: Water Supply Sewage Disposal Electrical  
 Est. Value Materials Used: Water Supply Sewage Disposal Electrical  
 Gallons Water Used This Month Per Capita Water Consumption

REFRIGERATION:

Number of Service Calls Number Repair Jobs Ave. Total Number Employees  
 Number of Units Inspected and Serviced This Month  
 Units Not Operating: (give number and size)  
 Explain why units not operating, how long idle, etc.

COMMENTS: (Discuss here any unusual or significant developments this month in construction, land development, maintenance, operation of utilities and refrigeration; problems, or difficulties encountered in getting materials, labor or equipment; etc. Use additional sheet if necessary.)



## Monthly Report

ENGINEERING

For Month Ending June 1945

Center Tule Lake

CONSTRUCTION: Buildings, Irrigation, Drainage, Roads.

[illegible]

AGRICULTURAL LAND DEVELOPMENT: Clearing, Levelling, etc.

[illegible]



MAINTENANCE:

	Number of Jobs Done	Ave. Total Number Employees	Est. Value of Materials Used
On Buildings	1723	100	2255.52
On Utilities	23	40	137.25

OPERATION OF UTILITIES:

Average Number of Employees: Water Supply 1 Sewage Disposal 34 Electrical         
 Est. Value Materials Used: Water Supply \$207.20 Sewage Disposal \$2.53 Electrical         
 Gallons Water Used This Month 58,000,000 Per Capita Water Consumption 98 g.p.d.

REFRIGERATION:

Number of Service Calls 73 Number Repair Jobs 73 Ave. Total Cost ---- \$125.89  
 Total Number Employees 4  
 Number of Units Inspected and Serviced This Month 73  
 Units Not Operating: (give number and size) 4 (six ft. size)

Explain why units not operating, how long idle, etc.

**These units will have to be sent back to the factory for repair.**

COMMENTS: (Discuss here any unusual or significant developments this month in construction, land development, maintenance, operation of utilities and refrigeration; problems, or difficulties encountered in getting materials, labor or equipment; etc. Use additional sheet if necessary.)



For Month Ending July 194 5

Monthly Report

ENGINEERINGCenter TulelakeCONSTRUCTION: ~~Buildings, Irrigation, Drainage, Roads, Eng. Maint-Equip~~  
(~~Woodworking Shop~~)

Name or Type of Project Work Completed.	Date Started	Per Cent Completed	Est. Date of Completion	Per Cent Ordered	Per Cent Delivered	Ave. No. Evacuees Employed
55-45 30-45-184C	Additional materials	charged on kitchen cab				15 males 1 female
	for Staff Housing				31.33	16
WPB Ser # 134384 14-80X0108	Construct 19 tables	for frandview school			113.45	
" " "	4-12' Benches; 1 dictionary stand	2 book shelves & coat hanger and refinished 3 teachers desks & chairs, 2 pingpong tables for staff school.			31.89	
WPB ser. # 138-159) 94-45 (94-45-217)	2-8' benches	for Comm. Hospital			9.96	
" " "	10-12" Hospital foot stool	for Comm. Hosp.			7.57	
M-40-4639	Refinish 10 folding tables	for Comm. Hosp.			2.67	
M-60-4559	Painting of dogs & cats box	for Col. Police			2.92	
L-41-93-45 L-41-93-45-D	4 screen doors & 7 screen windows	for Motor Pool Dispatchers office			6.80	
74-45 WPB Ser #139-58 74-45-218	Construct and install 9 lge size pigeon hole mail boxes	for the Blk. Mgrs. Office			16.95	
" " " "	Construct & install 9 small size pigeon hole mail boxes	for Blk. Mgrs. Office			15.49	
M-50-4884	Repair side gates	for Truck #2-02 Garage			5.70	
M-40-9	Repair file drawers	in Stat. Office.			.25	
M-50-131	Break down fish boxes and make into delivery boxes	for Mess Operation			3.97	

AGRICULTURAL LAND DEVELOPMENT: Clearing, Levelling, etc.

Type of Project	Date Started	% Done	Est. Date of Completion	Ave. No. Evacuees Employed	ACREAGE DEVELOPED This Month	Total To Date
M-40-135	Make 25 Toilet tank covers		for Plumb. Shop		3.57	
M-40-180	Repair 4 lunch boxes		for Mess Operation		.42	
M-40-255	Repair 4 high chairs		for Pers. Mess		.95	



MAINTENANCE:

	Number of Jobs Done	Ave. Total Number Employees	Est. Value of Materials Used
On Buildings			
On Utilities			

OPERATION OF UTILITIES:

Average Number of Employees: Water Supply \_\_\_\_\_ Sewage Disposal \_\_\_\_\_ Electrical \_\_\_\_\_

Est. Value Materials Used: Water Supply \_\_\_\_\_ Sewage Disposal \_\_\_\_\_ Electrical \_\_\_\_\_

Gallons Water Used This Month \_\_\_\_\_ Per Capita Water Consumption \_\_\_\_\_

REFRIGERATION:

Number of Service Calls \_\_\_\_\_ Number Repair Jobs \_\_\_\_\_ Ave. Total Number Employees \_\_\_\_\_

Number of Units Inspected and Serviced This Month \_\_\_\_\_

Units Not Operating: (give number and size) \_\_\_\_\_

Explain why units not operating, how long idle, etc.

COMMENTS: (Discuss here any unusual or significant developments this month in construction, land development, maintenance, operation of utilities and refrigeration; problems, or difficulties encountered in getting materials, labor or equipment; etc. Use additional sheet if necessary.)



## WAR RELOCATION AUTHORITY

Budget Bureau No. 13-R035  
Approval Expires: 6/30/44

For Month Ending July 1945

Monthly Report

ENGINEERING

Center Tulalake

CONSTRUCTION: ~~XXXXXXXX~~ ~~Buildings~~, ~~XXXXXXXX~~ ~~Drainage~~ ~~Roads~~ ENG. MAINT-EQUIP

ENG. MAINT-EQUIP  
(WOODWORKING SHOP)

Name or Type of Project	Date Started	Per Cent Completed	Est. Date of Completion	(WOODWORKING SHOP) MATERIALS Per Cent Ordered	Per Cent Delivered	Ave. No. Evacuees Employed
<b>WORK COMPLETED.</b>						
M-40-366	Repair 12 filing cab	drawers for 1708			2.84	
M-40-532	Repair file drawer in	pers. Office			.10	
M-40-297	Repair 1 desk drawer	for Relocation Office			.90	
95-45-F						
L-41-95-45	Make 100 tally boards	for Office Service			20.74	
" " "	Construct 72 desk trays	for Office Service			23.21	
94-45-WPB-Ser#138	159					
94-45-217	Construct Dental Lab.	Shelvings Com. Hosp.			2.66	
" " "	5 Chart racks for	Com. Hosp.			15.65	
" " "	2 filing shelves for	Com. Hosp.			4.00	
59-46-5						
59-46	Construct 1 work bench	for Elec. Shop			9.49	
M-40-640	Assemble 2 lunch boxes	for Mess Operation			.65	
M-40-804	Refinish top of meat	block at Mess 99			3.99	
M-40-767	Repair 3 file partitions	for Procurement			.11	
M-40-612	Make plunger board for	lard press:Slaughter			. 25	
	House					
M-40-87	Repair furniture for	Pers. Housing			4.11	\$342.58
<b>Work In Process</b>						
29-45	Center Irrigation (Mill	Work)			6.43	
21-46 (21-46-3)	Construct & Install	80 Blackboards			20.25	
M-40-803	Replace plywood with	masonite on station			7.35	
	wagon for Garage					

AGRICULTURAL LAND DEVELOPMENT: Clearing, Levelling, etc.

Type of Project	Date Started	% Done	Est. Date of Completion	Ave. No. Evacuees Employed	ACREAGE DEVELOPED This Month	Total To Date
40-1400	Installation of resaw machines				4.89	
M-40-691	Refinish 10 folding tables for Com. Hosp.				.47	
M-60-627	Repair st. chairs for Social Welfare				5.80	
M-40-886	Replace sink top and lower cab. in Apt. 109-1				.30	45.49
				Total		388.07



MAINTENANCE:

	Number of Jobs Done	Ave. Total Number Employees	Est. Value of Materials Used
On Buildings			
On Utilities			

OPERATION OF UTILITIES:

Average Number of Employees: Water Supply \_\_\_\_\_ Sewage Disposal \_\_\_\_\_ Electrical \_\_\_\_\_

Est. Value Materials Used: Water Supply \_\_\_\_\_ Sewage Disposal \_\_\_\_\_ Electrical \_\_\_\_\_

Gallons Water Used This Month \_\_\_\_\_ Per Capita Water Consumption \_\_\_\_\_

REFRIGERATION:

Number of Service Calls \_\_\_\_\_ Number Repair Jobs \_\_\_\_\_ Ave. Total Number Employees \_\_\_\_\_

Number of Units Inspected and Serviced This Month \_\_\_\_\_

Units Not Operating: (give number and size) \_\_\_\_\_

Explain why units not operating, how long idle, etc.

COMMENTS: (Discuss here any unusual or significant developments this month in construction, land development, maintenance, operation of utilities and refrigeration; problems, or difficulties encountered in getting materials, labor or equipment; etc. Use additional sheet if necessary.)



## Monthly Report

## ENGINEERING

For Month Ending July 1945Center Tule Lake

CONSTRUCTION: Buildings, Irrigation, Drainage, Roads.

Name or Type of Project	Date Started	Per Cent Completed	Est. Date of Completion	MATERIALS		Ave. No. Evacuees Employed
				Per Cent Ordered	Per Cent Delivered	
Painting Evacuee Barracks	11-4-44	65%	8-31-45	100%	100%	0
Center Irrigation	7-18-44	80	8-31-45	100	100	34
Staff Porches	12-4-44	99	8-31-45	100	100	0
Hospital Alterations	9-1-44	99	8-31-45	100	99	3
Partition Evacuee Barracks	12-15-44	25	9-31-45	100	100	6
Staff Housing	11-20-44	80	8-15-45	100	100	8
Street Lighting- New Area	2-26-45	95	8-15-45	100	90	2
Nursery School Improvements	5-28-45	50	9-15-45	All On Hand Furnished by Bureau of Reclamation		4
Lining "M" Canal	4-9-45	30	9-30-45			41
Colony Mail Boxes	6-22-45	90	8-15-45	All On Hand		3
Farm Construction	5-25-45	95	8-15-45	All On Hand		5
New Roads						
Personnel Area	4-9-45	95	8-15-45	All On Hand		3
School Vaults	5-8-45	90	8-15-45	All On Hand		3
1-41-Misc. Const.						
93-45-46	4-14-45	95	8-15-45	All On Hand		5
Minor Improvements						
Hospital & Infirmary	6-13-45	90	8-15-45	All On Hand		7
Garbage Can						
Washing Station	5-15-45	50	8-15-45	All On Hand		2
Relocation Program						
Blackboards	7-19-45	10	8-15-45	100	90	5

AGRICULTURAL LAND DEVELOPMENT: Clearing, Levelling, etc.

Type of Project	Date Started	% Done	Est. Date of Completion	Ave. No. Evacuees Employed	ACREAGE DEVELOPED	
					This Month	Total To Date



# MAINTENANCE:

	Number of Jobs Done	Ave. Total Number Employees	Est. Value of Materials Used
On Buildings			
On Utilities			

## OPERATION OF UTILITIES:

Average Number of Employees: Water Supply Sewage Disposal Electrical  
 Est. Value Materials Used: Water Supply Sewage Disposal Electrical  
 Gallons Water Used This Month Per Capita Water Consumption

## REFRIGERATION:

Number of Service Calls Number Repair Jobs Ave. Total Number Employees  
 Number of Units Inspected and Serviced This Month  
 Units Not Operating: (give number and size)  
 Explain why units not operating, how long idle, etc.

COMMENTS: (Discuss here any unusual or significant developments this month in construction, land development, maintenance, operation of utilities and refrigeration; problems, or difficulties encountered in getting materials, labor or equipment; etc. Use additional sheet if necessary.)



## Monthly Report

ENGINEERING

For Month Ending July 1945

Center Tule Lake

CONSTRUCTION: Buildings, Irrigation, Drainage, Roads.

Name or Type of Project	Date Started	Per Cent Completed	Est. Date of Completion	MATERIALS		Ave. No. Evacuees Employed
				Per Cent Ordered	Per Cent Delivered	
Erosion Control Lanham Act	4-5-45	60%	9-15-45	All On	Hand	5
School	12-1-44	96	8-15-45	99%	98%	4
Mess Operations Office	5-27-45	80	8-15-45	All On	Hand	3
Motor Pool Work Benches	5-2-45	80	8-15-45	60%	40%	3
Remodeling Welfare Office	7-20-45	50	8-15-45	All On	Hand	2
					TOTAL	148

AGRICULTURAL LAND DEVELOPMENT: Clearing, Levelling, etc.

[illegible]



MAINTENANCE:

	Number of Jobs Done	Live. Total Number Employees	Est. Value of Materials Used
On Buildings	1860	104	3515.56
On Utilities	21	40	243.21

OPERATION OF UTILITIES:

Average Number of Employees: Water Supply 1 Sewage Disposal 34 Electrical       
 Est. Value Materials Used: Water Supply \$129.50 Sewage Disposal \$57.20 Electrical       
 Gallons Water Used This Month 67,368,000 Per Capita Water Consumption 119 G.P.P.

REFRIGERATION:

Total Cost: 234.42

Number of Service Calls 142 Number Repair Jobs 65 Ave. Total Number Employees 4  
 Number of Units Inspected and Serviced This Month 142  
 Units Not Operating: (give number and size) 9 (5-Coldspots 4-Frigidaire)  
 Explain why units not operating, how long idle, etc.

**All of these units will have to be sent to the factory for repair.**

COMMENTS: (Discuss here any unusual or significant developments this month in construction, land development, maintenance, operation of utilities and refrigeration; problems, or difficulties encountered in getting materials, labor or equipment; etc. Use additional sheet if necessary.)



For Month Ending August 1945

Monthly Report

ENGINEERINGCenter Tule Lake

CONSTRUCTION: Buildings, Irrigation, Drainage, Roads.

Name or Type of Project	Date Started	Per Cent Completed	Est. Date of Completion	MATERIALS		Ave. No. Evacuees Employed
				Per Cent Ordered	Per Cent Delivered	
Painting Evacuee Barracks	11-1-44	75%	9-15-45	100	100	0
Center Irrigation	7-18-44	90	9-15-45	100	100	3
Staff Porches	12-4-44	100	8-31-45	100	100	2
Hospital Alterations	9-1-44	100	8-31-45	100	100	0
Partition Evacuee Barracks	12-15-44	75	9-30-45	100	100	8
Staff Housing	11-20-44	99	9-15-45	100	100	6
Street Lighting New Area	2-26-45	95	9-15-45	100	100	0
Nursery School Improvements	5-28-45	80	9-15-45	All On Hand		7
Lining of "M" Canal	4-9-45	55	10-10-45	Furnished by Bureau of Reclamation		72
Colony Mail Boxes	6-22-45	100	8-15-45	All On Hand		2
Farm Construction	5-25-45	99	9-15-45	All On Hand		0
New Roads						
Personnel Area	4-9-45	100	8-15-45	All On Hand		0
School Vaults	5-8-45	100	8-15-45	All On Hand		1
L-41-Misc. Const.						
93-45-46	4-14-45	100	8-15-45	All On Hand		0
L-41-Misc. Const.						
9-46	7-1-45	5	12-31-45	All On Hand		0
Minor Improvements Hospital & Infirmary	6-13-45	100	8-15-45	All On Hand		0
Garbage Can						
Washing Station	5-15-45	90	9-15-45	All On Hand		3
Relocation Program						
Blackboards	7-19-45	100	8-15-45	All On Hand		0

AGRICULTURAL LAND DEVELOPMENT: Clearing, Levelling, etc.

Type of Project	Date Started	% Done	Est. Date of Completion	Ave. No. Evacuees Employed	ACREAGE DEVELOPED	
					This Month	Total To Date



MAINTENANCE:

	Number of Jobs Done	Ave. Total Number Employees	Est. Value of Materials Used
On Buildings			
On Utilities			

OPERATION OF UTILITIES:

Average Number of Employees: Water Supply \_\_\_\_\_ Sewage Disposal \_\_\_\_\_ Electrical \_\_\_\_\_

Est. Value Materials Used: Water Supply \_\_\_\_\_ Sewage Disposal \_\_\_\_\_ Electrical \_\_\_\_\_

Gallons Water Used This Month \_\_\_\_\_ Per Capita Water Consumption \_\_\_\_\_

REFRIGERATION:

Number of Service Calls \_\_\_\_\_ Number Repair Jobs \_\_\_\_\_ Ave. Total Number Employees \_\_\_\_\_

Number of Units Inspected and Serviced This Month \_\_\_\_\_

Units Not Operating: (give number and size) \_\_\_\_\_

Explain why units not operating, how long idle, etc.

COMMENTS: (Discuss here any unusual or significant developments this month in construction, land development, maintenance, operation of utilities and refrigeration; problems, or difficulties encountered in getting materials, labor or equipment; etc. Use additional sheet if necessary.)







MAINTENANCE:

	Number of Jobs Done	Ave. Total Number Employees	Est. Value of Materials Used
On Buildings	1780	104	\$5378.41
On Utilities	16	38	\$ 18.57

OPERATION OF UTILITIES:

Average Number of Employees: Water Supply 1 Sewage Disposal 34 Electrical       

Est. Value Materials Used: Water Supply 129.50 Sewage Disposal \$2.56 Electrical       

Gallons Water Used This Month 63000000 Per Capita Water Consumption 118

REFRIGERATION:

Number of Service Calls 61 Number Repair Jobs 61 Ave. Total Number Employees 4 Total Cost \$ 55.35

Number of Units Inspected and Serviced This Month       

Units Not Operating: (give number and size)       

Explain why units not operating, how long idle, etc.

COMMENTS: (Discuss here any unusual or significant developments this month in construction, land development, maintenance, operation of utilities and refrigeration; problems, or difficulties encountered in getting materials, labor or equipment; etc. Use additional sheet if necessary.)



For Month Ending Sept. 194 5

Monthly Report

ENGINEERINGCenter Tule Lake

CONSTRUCTION: Buildings, Irrigation, Drainage, Roads.

Name or Type of Project	Date Started	Per Cent Completed	Est. Date of Completion	MATERIALS		Ave. No. Evacuees Employed
				Per Cent Ordered	Per Cent Delivered	
Painting Evacuee Barracks	11-4-44	75%	Closed 10-1-45	100	100	0
Center Irrigation Partitions, Evacuee Barracks	7-18-44	90	Closed 10-1-45	100	100	6
	12-15-44	80	10-1-45	100	100	5
Street Lighting New Area	2-26-45	100	10-1-45	100	100	4
Nursery School Improvements	5-28-45	99	10-5-45	All On Hand		5
Lining "M" Canal	4-9-45	65	11-15-45	Furnished by Bureau of Reclamation		80
Farm Construction	5-25-45	100	Closed 10-1-45	All On Hand		0
Erosion Control	4-5-45	100	Closed 10-1-45	All On Hand		6
Staff Housing	11-20-44	100	10-1-45	100	100	0
L-41 Misc. Const. Budget 9-46	7-1-45	100	10-1-45	All On Hand		0
Garbage Can Washing Station	5-15-45	100	10-1-45	All On Hand		0
Motor Pool Work Benches	5-2-45	98	10-15-45	90	90	0

AGRICULTURAL LAND DEVELOPMENT: Clearing, Levelling, etc.

Type of Project	Date Started	% Done	Est. Date of Completion	Ave. No. Evacuees Employed	ACREAGE DEVELOPED	
					This Month	Total To Date



# MAINTENANCE:

	Number of Jobs Done	Ave. Total Number Employees	Est. Value of Materials Used
On Buildings	1063	77	\$ 5188.85
On Utilities	14	39	17.73

## OPERATION OF UTILITIES:

Average Number of Employees: Water Supply 4 Sewage Disposal 34 Electrical       

Est. Value Materials Used: Water Supply 259.02 Sewage Disposal 9.20 Electrical       

Gallons Water Used This Month 57,000,000 Per Capita Water Consumption 105

## REFRIGERATION:

Approx. Total Cost: \$13.17

Number of Service Calls 69 Number Repair Jobs 69 Ave. Total Number Employees 4

Number of Units Inspected and Serviced This Month 90

Units Not Operating: (give number and size) 6 Units

Explain why units not operating, how long idle, etc.

**Seals have been broken and must be sent to the factory to be repaired**

COMMENTS: (Discuss here any unusual or significant developments this month in construction, land development, maintenance, operation of utilities and refrigeration; problems, or difficulties encountered in getting materials, labor or equipment; etc. Use additional sheet if necessary.)