

J4.03

67/14
C

Colorado River Relocation Project
Poston, Arizona
February 10, 1945

MEMO FROM: Unit 11 Utility Maintenance

SUBJECT: Daily Water Usage Report

DATE	WATER METER READING	POPULATION	TOTAL GAL.	PER PERSON PER 24 HRS.
2/8/45	40152	2291	404	176 gals.
2/9/45	40661	2291	509	222 gals.
2/10/	41095	2291	434	189 gals.

FEB 14 1945

Colorado River War Relocation Project
Poston, Arizona

~~XXXXXXXXXXXXXXXXXXXXX~~

February 1, 1945

MEMORANDUM FROM: Unit II Utility Maintenance

SUBJECT: Daily water meter report

<u>DATE</u>	<u>METER READING</u>	<u>POPULATION</u>	<u>TOTAL GAL.</u>	<u>PER PERSON PER 24 HRS.</u>
1/31/45	37141	2278	365	161 gals.
2/1/45	37481	2278	340	149 gals.

January 7, 1945

MEMO FROM: UTILITY MAINTENANCE, UNIT II

SUBJECT: Daily Water Usage Report

DATE	METER READING	POPULATION	TOTAL GAL.	PER PERSON PER 24 HRS.
2/5/45	38975	2291	419	182 gals.
2/6/45	39373	2291	398	173 gals.
2/7/45	39748	2291	375	163 gals.

FEB 13 1945

Jan. 5, 1945

MEMO FROM: Unit II Utility Maintenance

SUBJECT: Daily Water Usage Report

DATE	WATER METER READING	POPULATION	TOTAL GAL.	PER PERSON PER 24 HRS
2/2/45	37845	2278	364	159 gals.
2/3/45	38195	2278	350	151 gals.
2/4/45	38566	2291	371	161 gals.
2/5/45	38973	2291	419	182 gals.

FEB 8 1945

February 13, 1945

MEMO FROM: Unit 11 Utility Maintenance

SUBJECT: Daily Water Usage Report

DATE	WATER METER READING	POPULATION	TOTAL GAL.	PER. PERSON PER 24 HRS.
2/11/45 XXXXXX	42152 XXXXXXXXXXXXXXXXXXXX	2271		
2/11/45	41609	2271	514	226 gals.
2/12/45	42074	2271	465	204 gals.
2/13/45	42504	2271	430	187 gals.

FEB 14 1945

February 16, 1945

MEMO FROM: Unit II Utility Maintenance

SUBJECT: Daily Water Usage Report

<u>DATE</u>	<u>METER READING</u>	<u>POPULATION</u>	<u>TOTAL GAL.</u>	<u>Per Person per 24 Hrs.</u>
2/14/45	42969	2271	465	205 gals.
2/15/45	43440	2271	471	207 gals.
2/16/45	43847	2271	407	179 gals.

FEB. 19 1945

February 19, 1945

MEMO FROM: Unit II Utility Maintenance

SUBJECT: Daily Water Usage Report

<u>Date</u>	<u>Meter Reading</u>	<u>Population</u>	<u>Total Gal .</u>	<u>per person per 24 hrs.</u>
2/17/45	44397	2268	550	242 gals.
2/18/45	44763	2268	366	161 gals.
2/19/45	45197	2268	434	191 gals.

J

FEB 26 1945

February , 1945

MEMO FROM: Unit II Utility Maintenance
SUBJECT: Daily Water Usage Report

DATE	WATER METER READING	POPULATION	TOTAL GAL.	PER PERSON Per 24 HRS.
2/20/45	45689	2268	492	216 gals.
2/21/45	46113	2268	424	186 gals.
2/22/45	46459	2268	346	152 gals.
2/23/45	47013	2268	554	244 gals.
2/24/45	47482	2268	469	206 gals.


COLORADO RIVER RELOCATION CENTER
Poston, Arizona

February 26, 1945

MEMO TO: Unit I, II, & III Supervisors of Block Managers

SUBJECT: Monthly Water Report for February 1945

Total Population In Three Camps 11,239,173
Total Water Used..... 69,610,175 gal.
Per Capita water consumption 24 hrs..... 196.56 gal.



D. R. Bowman,
Utilities Plant Supt.

FEB 28 1945

INV 547000

Feb. 1945

MEMO TO: Blk. Supvr's Office
Ad. II

FROM: Unit II, Utility Maintenance

SUBJECT: Daily Water Usage Report

DATE	METER READING	POPULATION	TOTAL GAL.	24 Hours. PER * PERSON
2/23/45	47013	2268	554	244 gals.
2/24/45	47482	2268	469	206 gals.
2/25/45	47908	2243	426	187 gals.
2/26/45	48375	2243	469	282 gals.
2/27/45	48758	2243	383	170 gals.
2/28/45	49171	2243	413	185 gals.
3/1/45	49569	2243	398	177 gals.
3/2/45	49958	2243	389	173 gals.

MAR 27 1945

March 1945

MEMO FROM: UNIT II UTILITY MAINTENANCE
SUBJECT: DAILY WATER USAGE REPORT

DATE	METER READING	POPULATION	TOTAL GAL.	Per 24 hrs. PER PERSON
				160 gals.
3/3/45	50317	2243	359	
			403	180 gals.
3/4/45	50720	2237		
			356	159 gals.
3/5/45	51076	2237		
3/6/45	51443	2237	367	164 gals.
3/7/45	51821	2237	378	173 gals.
3/8/45	52220	2237	400	178 gals.

MAR 27 1945

March 14, 1945

MEMO FROM: UNIT II UTILITY MAINTENANCE

SUBJECT: DAILY WATER USAGE REPORT

DATE	METER READING	POPULATION	TOTAL GAL.	PER PERSON PER 24 HRS.
3/9/45	52627	2237	407	181 gals.
3/10/45	53087	2237	460	205 gals.
3/11/45	Power off 6:30 a.m. to 5:00 p.m.			
3/12/45	53851			
3/13/45	54358	2217	507	228 ga ls.
3/14/45	54788	2217	430	193 gals.
3/15/45	55210	2217	422	190 gals.

MAR 20 1945

March 20, 1945

MEMO FROM: UNIT II UTILITY MAINTENANCE
SUBJECT: DAILY WATER USAGE REPORT

DATE	WATER READING	POPULATION	TOTAL GAL.	Per 24 hrs. PER PERSON
3/16/45	55599	2217	389	175 gals.
3/17/45	56121	2217	522	235 gals.
3/18/45	56563	2218	442	199 gals.
3/19/45	57039	2218	476	214 gals.
3/20/45	57582	2218	543	244 gals.
3/21/45	58088	2218	506	228 gals

MAR 26 1945

March 1945

MEMO FROM: UNIT II UTILITY MAINTENANCE
SUBJECT: DAILY WATER USAGE REPORT

DATE	METER READING	POPULATION	TOTAL GAL.	PER PERSON PER 24 HRS.
3/22/45	58524	2218	436	196 gals.
3/23/45	58988	2218	464	209 gals.
3/24/45	59381	2218	393	177 gals.
3/25/45	59864	2196	483	219 gals.
3/26/45	60425	2196	564	252 gals.

MAR 27 1945

March 29, 1945

MEMO FROM: UNIT II UTILITY MAINTENANCE

SUBJECT: DAILY WATER USAGE REPORT

<u>DATE</u>	<u>METER READING</u>	<u>POPULATION</u>	<u>TOTAL GAL.</u>	<u>PER PERSON PER 24 HRS.</u>
3/27/45	60888	2196	463	210 gals.
3/28/45	61408	2196	520	236 gals.
3/29/45	61921	2196	513	233 gals.

APR 3 1945

April 2, 1945

MEMO FROM: UNIT II UTILITY MAINTENANCE
SUBJECT: DAILY WATER USAGE REPORT

DATE	METER READING	POPULATION	TOTAL GAL.	Per 24 hr PER PERSON
3/30/45	62440	2196	519	236 gals.
3/31/45	62865	2196	425	193 gals.
4/1/45	63445	2178	580	266 gals.
4/2/45	63893	2178	448	205 gals.
4/3/45	64418	2178	525	221 gals.
4/4/45	64923	2178	505	231 gals.

APR 9 1945

Colorado River War Relocation Project
Poston, Arizona
April 9, 1945

MEMO FROM: UNIT II UTILITY MAINTENANCE
SUBJECT: DAILY WATER USAGE REPORT

DATE	METER READING	POPULATION	TOTAL GAL.	PER 24 HRS. PER PERSON
4/5/45	65430	2178	597	232 gals.
4/6/45	65933	2178	503	230 gals.
4/7/45	66409	2178	476	218 gals.
4/8/45	66444 66904	2127	505	237 gals.
4/9/45	67446	2127	542	254 gals.
4/10/45	67951	2127	505	237 gals.
4/11/45	68449	2127	498	234 gals.
4/12/45	68986	2127	537	252 gals.

APR 19 1945

April 17, 1945

Memo From: Unit II Utility Maintenance

Subject: Daily Water Usage Report

Date	meter reading	population	total gal.	per 24 hrs. per person
4/12/45	68986	2127	537	252 gals.
4/13/45	69464	2127	478	224 gals.
4/14/45	69943	2127	479	225 gals.
4/15/45	70400	2088	457	218 gals.
4/16/45	70915	2088	505	241 gals.
4/17/45	71454	2088	539	258 gals.

APR 24 1945

April 1945

MEMO TO: UNIT I UTILITY MAINTENANCE
FROM: UNIT II UTILITY MAINTENANCE
SUBJECT: DAILY WATER USAGE REPORT

DATE	METER READING	POPULATION	TOTAL GAL.	PER PERSON PER 24 HRS.
4/18/45	72036	2088	582	279 gals.
4/19/45	72657	2088	621	297 gals.
4/20/45	73270	2088	613	293 gals.
4/21/45	73961	2088	691	330 gals.
4/22/45	74640	2080	679	326 gals.
4/23/45	75212	2080	572	275 gals.

APR 27 1945

COLORADO RIVER RELOCATION CENTER
POSTON, ARIZONA

April 27, 1945

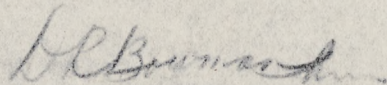
MEMO TO: Supervisors of Block Managers

SUBJECT: Monthly water report ending April 25, 1945


Population of three camps.....10,925

Water used March 25 to April 25.....86,718,400 gal.

Per capita water consumption 24 hrs....256.05 gal.



D. R. Bowman,
Utilities Plant Supt.



MAY 4 1945

April 30, 1945

MEMO FROM: UNIT II UTILITY MAINTENANCE

SUBJECT: DAILY WATER USAGE REPORT

Date	water Meter reading	population	total gal.	Per 24 hrs. Per Person
4/22/45	74640	2080	679	326 gals.
4/23/45	75212	2080	572	275 gals.
4/24/45	75752	2080	540	259 gals.
4/25/45	76426	2080	674	324 gals.
4/26/45	77066	2080	640	307 gals.
4/27/45	77657	2080	591	284 gals.
4/28/45	78279	2080	522	299 gals.
4/29/45	78915	2080		
		2068	636	306 gals.
4/30/45	79698	2068	783	377 gals.

MAY 4

1945

~~April~~
May 4, 1945

Memo from: Unit II Utility Maintenance

Subject: Daily Water Usage Report

<u>Date</u>	<u>Meter reading</u>	<u>population</u>	<u>total gal.</u>	<u>Per 24 hrs. per person</u>
5/1/45	80375	2068	677	327 gals.
5/2/45	81081	2068	706	338 gals.
5/3/45	81914	2068	833	402 gals.
5/4/45	82506	2068	582	281 gals.

MAY 11 1945

May 8, 1945

Memo from: Unit II Utility Maintenance

Subject: Daily Water Usage Report

<u>DATE</u>	<u>METER READING</u>	<u>POPULATION</u>	<u>TOTAL GAL.</u>	<u>PER PERSON PER 24 HRS.</u>
5/5/45	83228	2030	722	349 gals.
5/6/45	83918	2030	690	334 gals.
5/7/45	84742	2030	824	405 gals.
5/8/45	85435	2030	693	341 gals.

MAY 11 1945

May 1945

Memo from: Unit II Utility Maintenance

Subject: Daily Water Usage Report

Date	Meter reading	population	total gal.	per person per 24 hrs
5/9/45	86121	2030	686	337 gals.
5/10/45	86816	2030	685	337 gals.
5/11/45	87521	2030	705	347 gals.
5/12/45	88245	2030	724	356 gals.
5/13/45	89011	2013	766	380 gals.
5/14/45	89664	2013	655	324 gals.
5/15/45	90369	2013	705	350 gals.

MAY 24 1945

May 21, 1945

Memo from: Unit II Utility Maintenance

Subject: Daily Water Usage Report

Date	Meter Reading	Population	Total Gal .	Per person per 24 Hours
5/16/45	91075	2013	706	350 gals.
5/17/45	91829	2013	754	374 gals.
5/18/45	92620	2013	791	391 gals.
5/19/45	93263	2013	643	319 gals.
5/20/45	93886	22 1997	623	311 gals.
5/21/45	94493	1997	687	344 gals.

MAY 24 1945

Water

7/20-25	416	26	362	16	255
27-28	356	27	349	17	268
29	357	28	349	18	251
29-30	363	29	346	19	560
30-31	345	30	418	20	249
8/1	368	31	352	21	265
2	368			22	265
3	317	9/20	282	23	264
4	351	21	315	24	211
5	317	22	308	25	203
7	434	23	343	26	212
8	445	24	341	27	234
9	424	25	350	28	236
10	389	26	323	29	259
11	377	27	267	30	244
12	395			31	204
13	424	10/3	259	Nov. 1	225
14	417	4	324	2	234
15	417	5	297	3	227
16	474	6	316	4	234
17	415	7	290	5	239
18	414	8	302	6	195
19	418	9	283	7	184
20	391	10	304	8	207
21	392	11	301	9	208
22	405	12	259		
23	382	13	246		
24	366	14	282 326		
25	426	15	255		