

E2.67

67/14
C

E2.672
E2.63

Japanese Relocation Papers
Bancroft Library

NURSERY EDUCATION

Aims

To shape a nursery curriculum that will function as an integral and continuous part of the elementary school program, the pre-school assuming responsibility of conversational English as the major part of its readiness contribution to formal education. To provide surroundings to counteract home atmosphere of adult insecurity, uncertainty, fears and attitudes. To furnish an environment planned for safety and to achieve development along the four maturation patterns of emotional health, physical stamina, social consciousness and mental ability.

Offerings

1. Emotional health. Free play with toys of dramatic interest, - dolls, dolls' clothes and carriages, dolls' houses, furniture and furnishings. Wooden boats, trucks, wagons, etc. Music, rhythmic games and dances. Songs of the fanciful world, for acting and pretending, of home and family, and of fun and frolic. Rhythm band.
2. Physical stamina. Cooperation with health agencies. Talks on first aid and use of new kits, diet for nursery snacks and how to select children for special clinics, by medical social worker and public health nurse. Mothers' meetings on child care with speakers. Vitamin program of daily capsule, A and D. Training of children in daily routine, - toileting with improved facilities, handwashing, nose blowing and rest periods. Outdoor play, both formal and free. New equipment for developing large muscles, - large rugs for floor play, bean bag boards, indoor seesaws, blackboards and easel boards for large drawing, stick horses, rocking-horses and merry-go-rounds. Renovation of all furniture, closing cabinet space, surfacing tables and painting chairs for sanitation.
3. Social consciousness. Utility, order and beauty in environment through pictures, handsome toy boxes for best toys and for training in care of materials. Clothes racks installed with training in placing of own clothes. Circle period with discussion of concepts of home, family, work, toys, pets. Training in sharing large equipment, as slides, blackboards, merry-go-rounds. Excursions to farm to see animals, crops and workers; trips to neighborhood to see caged pets; arranged visit of man on horse and man with sheep; visit to pupil-made movies, puppet shows, Santa Claus and egg rolling in near-by elementary schools.
4. Mental ability. Oral language development through discussion of organized series of pictures with concepts in progressive difficulty.

Special training for older groups, anticipating the main causes of reading disability:

- 1) need of eye ecuity (homemade charts with picture sets for training in seeing differences in size, color, kind, shape, sex, number and material)
- 2) need of ear ecuity (charts with pictures of objects with similar endings) stress on speech difficulties peculiar to those who learn Japanese before English
- 3) attaching meanings to words (learning names for pictured objects) reading picture sequences and establishing left to right habit. Development of concepts through media of modeling clays, crayons, paints, scissors and paste

Accomplishments

The nurseries serve the center

- 1) by releasing mothers for work in various departments
- 2) by freeing parents to make relocation plans
- 3) by furnishing training so that student teachers relocate to nursery positions
- 4) by teaching English to pre-school children who have spoken only Japanese previously
- 5) by affecting sufficient growth that the children enter kindergarten very well adjusted

New materials used for training teachers.

New Music Horizons, First Book. Silver, Burdett and Company
New Music Horizons, Second Book. Silver, Burdett and Company
Our First Music, Birchard and Company
Sing a Song, Ginn and Company
Listen and Sing, Ginn and Company

Language development. New preprimers of outstanding reading series for illustrations around a theme. Readiness books for teacher guidance in ear and eye ecuity, orientation, kinaesthetic drawing.

Building Word Power, World Book Company
Ready to Read, World Book Company
Friends of Ours, World Book Company
We Meet New Friends, World Book Company
Before We Read, Scott, Foresman and Company
Reading Pictures, Allyn and Bacon
Here We Go, Row, Peterson and Company

For Teachers' discussion groups.

Cornell Bulletin: Homemade Playthings and Materials, #360
Kansas State College Bulletin: Applying Nursery Methods of Child Guidance in the Home, vol. XXVI, #3.

E2-672

WAR RELOCATION AUTHORITY

Washington

In reply, please refer to:

January 8, 1944

To: Project Directors:

Attention: Superintendents of Education



Distribution: E

In the Washington Office we find need for more comprehensive information on the nursery school program in the various centers. Such information should be of value in budgetary allocations, in studies of administrative procedures, and as a basis for future planning.

Will you please obtain the information called for on the attached blanks, and return two copies to this office by January 25th?

/s/ N. E. Viles
Education Adviser





RECEIVED
FEB 25 1944

RECEIVED
FEB 25 1944

RECEIVED
FEB 25 1944

RECEIVED
FEB 25 1944

RECEIVED
FEB 25 1944

RECEIVED
FEB 25 1944

RECEIVED
FEB 25 1944

WAR RELOCATION AUTHORITY
COMMUNITY MANAGEMENT DIVISION
EDUCATION SECTION

NURSERY SCHOOL DATA

Compiled By _____

Center _____

Date _____

(Prepare 4 copies; retain 2 copies for local offices; send
2 copies to Washington Office, Education Section).

1. Enrollment and attendance for third quarter beginning January 1, 1943

A. Show enrollment by age groups
2 yr. old _____, 3 yr. old _____, 4 yr. old _____ Total _____.

B. Show enrollment by periods of attendance
Enrollment: Morning Sessions _____, Afternoon Sessions _____.
Does each pupil or group of pupils attend half day session
only _____, full (morning and afternoon) day sessions _____.

2. Nursery school employees, evacuee supervisors, assistant teachers,
matrons, and others.

A. Assistant teachers _____, Helpers _____, Others _____, Total _____.

B. Period of employment
Number who are full time employees _____, Number part-time _____.

3. Pupil loads per teacher or other employee

A. Show pupil load for each employee paid salary. In blanks below show
for each the morning and afternoon sessions the pupils attending (or
regularly enrolled for attendance) for that half day. Show total
number paid employees, that is all who are drawing salaries for that
half day. Compute the enrollment per each paid employee for each half
day. (Note - do not count pupil for both sessions unless he attends
full day sessions).

	<u>Pupils</u> <u>Enrolled</u>	<u>Employees</u>	<u>Pupils enrolled</u> <u>Per each employee</u>
Morning Session			
Afternoon Session			

4. Services

A. Are pupils fed while at school _____.

B. If so, is feeding from mess hall service _____, from school funds _____.

5. Changes proposed

A. In number of nursery units, add or deduct _____.

B. In enrollment

C. Other

(Use back side for comments)

WAR RELOCATION AUTHORITY
COMMUNITY MANAGEMENT DIVISION
EDUCATION SECTION

Nursery School Data

Tomi Sasaki

Compiled by

Central Utah Project

Center

January 24, 1944

Date

(Prepare 4 copies; retain 2 copies for local offices; send
2 copies to Washington Office, Education Section).

1. Enrollment and attendance for third quarter beginning January 1, 1944

A. Show enrollment by age groups

2 yr. old 15, 3 yr. old 73, 4 yr. old 101, Total 189.

B. Show enrollment by periods of attendance

Enrollment: Morning Sessions 105, Afternoon Sessions 84.

Does each pupil or group of pupils attend half day session
only yes, full (morning and afternoon) day sessions _____.

2. Nursery school employees, evacuee supervisors, assistant teachers,
matrons, and others.

1 supervisor

A. Assistant teachers- 12, Helpers- none, Others- 8 head teachers, Total- 21.

B. Period of employment

Number who are full time employees- 21, Number part-time - none.

3. Pupil loads per teacher or other employee

A. Show pupil load for each employee paid salary. In blanks below show
for each the morning and afternoon sessions the pupils attending (or
regularly enrolled for attendance) for that half day. Show total
number paid employees, that is all who are drawing salaries for that
half day. Compute the enrollment per each paid employee for each half
day. (Note - do not count pupil for both sessions unless he attends
full day sessions).

	<u>Pupils Enrolled</u>	<u>Employees</u>	<u>Pupils Enrolled Per each employee</u>
Morning Session	105	21-full	9
Afternoon Session	84	day	

4. Services

A. Are pupils fed while at school - yes.

B. If so, is feeding from mess hall service - yes, from school funds _____.

5. Changes proposed

A. In number of nursery units, add or deduct - none.

B. In enrollment - will continue to increase until September, since children
continue to enroll as they reach pre-school age and the transfer of those
ready for Kindergarten will not take place until September.

C. Other

(Use back side for comments)

OM-739

WAR RELOCATION AUTHORITY
COMMUNITY MANAGEMENT DIVISION
EDUCATION SECTION

Nursery School Data

Colorado River War Relocation Project
Center

January 26, 1944

Date

Compiled by Marian Yashida

1. Enrollment and attendance for third quarter beginning January 1, 1944

A: Show enrollment by age groups

2 yr. old 10, 3 yr. old 164, 4 yr. old 156, Total 330.

B. Show enrollment by periods of attendance

Enrollment: Morning Sessions 271, Afternoon Sessions 59.

Does each pupil or group of pupils attend half day session only Yes, full (morning and afternoon) day sessions _____.

2. Nursery school employees, evacuee supervisors, assistant teachers, matrons, and others.

A. Assistant teachers 34, Helpers _____, Others _____, Total _____.

B. Period of employment

Number who are full time employees 32. Number part-time 2.

3. Pupil loads per teacher or other employee

A: Show pupil load for each employee paid salary. In blanks below show for each the morning and afternoon sessions the pupils attending (or regularly enrolled for attendance) for that half day. Show total number paid employees, that is all who are drawing salaries for that half day. Compute the enrollment per each paid employee for each half day. (Note - do not count pupil for both sessions unless he attends full day sessions).

	<u>Pupils</u> <u>Enrolled</u>	<u>Employees</u>	<u>Pupils enrolled</u> <u>Per each employee</u>
Morning Session	271	28)	10
Afternoon Session	59	6)	

4. Services

A. Are pupils fed while at school Yes? Poston II and III schools fed while at school. Poston I not fed.

B. If so, is feeding from mess hall service Yes, from school funds _____.

5. Changes proposed


A. In number of nursery units, add or deduct _____.

B. In enrollment

C. Other

(Use back side for comments)

RECEIVED



WAR RELOCATION AUTHORITY
COMMUNITY MANAGEMENT DIVISION
EDUCATION SECTION

1/8/44

Nursery School Data

Nursery Supervisor

Compiled By

Gila River

Center

January 22, 1944

Date

(Prepare 4 copies; retain 2 copies for local offices; send
2 copies to Washington Office, Education Section).

1. Enrollment and attendance for third quarter beginning January 1, 1944

A. Show enrollment by age groups

2 yr. old 39, 3 yr. old 93, 4 yr. old 142 Total 369.
* 5 yr. old 95

B. Show enrollment by periods of attendance

Enrollment: Morning Sessions 194, Afternoon Sessions 175.

Does each pupil or group of pupils attend half day session
only yes, full (morning and afternoon) day sessions no.

2. Nursery school employees, evacuee supervisors, assistant teachers,
matrons, and others.

A. Assistant teachers 25, Helpers 2, Others , Total 27.

B. Period of employment

Number who are full time employees 27, Number part-time .

3. Pupil loads per teacher or other employee

A. Show pupil load for each employee paid salary. In blanks below show
for each the morning and afternoon sessions the pupils attending (or
regularly enrolled for attendance) for that half day. Show total
number paid employees, that is all who are drawing salaries for that
half day. Compute the enrollment per each paid employee for each half
day. (Note - do not count pupil for both sessions unless he attends
full day sessions).

	Pupils Enrolled	Employees	Pupils enrolled Per each employee
Morning Session	194	27	7.5
Afternoon Session	175	27	6.13

4. Services

A. Are pupils fed while at school yes.

B. If so, is feeding from mess hall service yes, from school funds no.

5. Changes proposed

A. In number of nursery units, add or deduct none.

B. In enrollment Increase of 20-30 pupils second semester

C. Other

(Use back side for comments)

* Nursery school and kindergarten are conducted as one unit;
hence, children 2-5 yrs. old are included.

OM-739

Benaroff Library



WAR RELOCATION AUTHORITY
COMMUNITY MANAGEMENT DIVISION
EDUCATION SECTION

1/8/44

Nursery School Data

Enoch Dumas

Compiled By

Granada, Colo.

Center

1/25/44

Date

(Prepare 4 copies; retain 2 copies for local offices; send
2 copies to Washington Office, Education Section).

1. Enrollment and attendance for third quarter beginning January 1, 1944

A. Show enrollment by age groups

2 yr. old 0, 3 yr. old 90, 4 yr. old 125 Total 214

B. Show enrollment by periods of attendance

Enrollment: Morning Sessions , Afternoon Sessions .

Does each pupil or group of pupils attend half day session
only yes, full (morning and afternoon) day sessions no.

2. Nursery school employees, evacuee supervisors, assistant teachers,
matrons, and others.

A. Assistant teachers 11, Helpers 5, Others 1 ^{janitors (2, 1/2 time) supervisor - 1/2 time} Total 15 1/2

B. Period of employment

Number who are full time employees 14 Number part-time 3

3. Pupil loads per teacher or other employee

A. Show pupil load for each employee paid salary. In blanks below show
for each the morning and afternoon sessions the pupils attending (or
regularly enrolled for attendance) for that half day. Show total
number paid employees, that is all who are drawing salaries for that
half day. Compute the enrollment per each paid employee for each half
day. (Note - do not count pupil for both sessions unless he attends
full day sessions).

	Pupils Enrolled	Employees ^{Included janitors & supervisor}	Pupils enrolled Per each employee
Morning Session	<u>90</u>	<u>14</u>	<u>6.5</u>
Afternoon Session	<u>125</u>	<u>15.5</u>	<u>8.6</u>

4. Services

A. Are pupils fed while at school yes

B. If so, is feeding from mess hall service no, from school funds yes

5. Changes proposed

A. In number of nursery units, add or deduct 0


B. In enrollment 0

C. Other 0

(Use back side for comments)

OM-739

*A detailed report on pre-schools was
submitted early last fall.*



WAR RELOCATION AUTHORITY
COMMUNITY MANAGEMENT DIVISION
EDUCATION SECTION

1/8/44

Nursery School Data

Heart Mountain, Wyoming
Center

Bernadene Schunk, Supervisor of Student Teachers,
Compiled By Nursery Schools, & Kindergartens

February 22, 1944
Date

(Prepare 4 copies; retain 2 copies for local offices; send
2 copies to Washington Office, Education Section).

1. Enrollment and attendance for third quarter beginning January 1, 1944

A. Show enrollment by age groups

2 yr. old 0, 3 yrs. old 14, 4 yrs. old 43 Total 65.
5 yrs. old 8

B. Show enrollment by periods of attendance

Enrollment; Morning Sessions 47, Afternoon Sessions 44.

Does each pupil or group of pupils attend half day session
only (both) full (Morning and afternoon) day sessions (both)

2. Nursery school employees, evacuee supervisors, assistant teachers,
matrons, and others.

A. Assistant teachers 4, Helpers , Others 1, Total 5.

B. Period of employment

Number who are full time employees 3, Number part-time 1.

3. Pupil loads per teacher or other employee

A. Show pupil load for each employee paid salary. In blanks below show
for each the morning and afternoon sessions the pupils attending (or
regularly enrolled for attendance for that half day. Show total
number paid employees, that is all who are drawing salaries for that
half day. Compute the enrollment per each paid employee for each half
day. (Note - do not count pupil for both sessions unless he attends
full day sessions).

	<u>Pupils</u> <u>Enrolled</u>	<u>Employees</u>	<u>Pupils enrolled</u> <u>Per each employee</u>
Morning Session	<u>47</u>	<u>4</u>	<u>12</u>
Afternoon Session	<u>44</u>	<u>3</u>	<u>15</u>

4. Services

A. Are pupils fed while at school yes.

B. If so, is feeding from mess hall service yes, from school funds no.

5. Changes proposed

A. In number of nursery units, add or deduct none.

B. In enrollment See comments on back.

C. Other

(Use back side for comments)

COMMENTS:

1. Enrollment

- A. There are eight children enrolled who are five years old. The Wyoming School Law states that a child must be six years old to enter first grade. The State Board of Education has set November 1st as the latest date for the 6th birthday of a child who enters the first grade. To keep our kindergarten group chronologically in line with first grade entrance, November 1st has been set as the latest date for the 5th birthday of a child who enters kindergarten. We have made provision at the nursery schools for those children who are not quite old enough to attend kindergarten, accounting for the few we have enrolled who have just passed their fifth birthdays.
- B. Some of the children in the nursery schools attend only half day, while some attend all day. Those who attend both morning and afternoon sessions are those whose mothers are working or there is no one at home to care for the child. For those who attend half day an attempt has been made to separate the groups according to maturity, as our plan for the afternoon session provides a longer rest period than in the morning.

2. Nursery school employees:

- A. All teachers in the nursery school are evacuees classified as assistant nursery teachers. They are under the direct supervision of the Supervisor of Student Teachers and the Elementary School Principal.

We have employed a woman part-time to care for one of the nursery school buildings since it is not located near enough to our elementary school to be serviced by the janitors of that school. This employee is classified as a nursery school matron, but at no time has any care of the children.

Since the kindergartens are located in the same buildings with the nursery schools, two assistants classified as assistant nursery teachers are employed full-time to help in the kindergartens, and one assistant works in both the nursery and kindergarten, her work depending on each day's problems. All assistant teachers are employed full-time.

4. Services:

- A. Milk and crackers are served to the children for mid-morning and mid-afternoon lunch. Parents either call for the children at noon or arrange for someone to escort them to their homes, and take care of them for the noon meal.

5. Changes Proposed:

- B. Our policy has been to enroll in nursery school all the children over 3 years of age whose parents request admission. We have found that we can take care of the children very well by this method. Any proposed changes would depend on the amount of relocation and at the present time it does not appear necessary to make any changes.

WAR RELOCATION AUTHORITY
COMMUNITY MANAGEMENT DIVISION
EDUCATION SECTION

Nursery School Data

Byron S. Thompson
Compiled By

Jerome Relocation
Center

January 19, 1944
Date

1. Enrollment and attendance for third quarter beginning January 1, 1944

- A. Show enrollment by age groups
2 yr. old 0, 3 yr. old 48, 4 yr. old 104 Total 152.
- B. Show enrollment by periods of attendance
Enrollment: Morning Sessions 75, Afternoon Sessions 77.
Does each pupil or group of pupils attend half day session
only yes, full (morning and afternoon) day sessions no.

2. Nursery school employees, evacuee supervisors, assistant teachers, matrons, and others.

- A. Assistant teachers 9, Helpers , Others , Total 9.
- B. Period of employment
Number who are full time employees 9, Number part-time 1 supervisor

3. Pupil loads per teacher or other employee

- A. Show pupil load for each employee paid salary. In blanks below show for each the morning and afternoon sessions the pupils attending (or regularly enrolled for attendance) for that half day. Show total number paid employees, that is all who are drawing salaries for that half day. Compute the enrollment per each paid employee for each half day. (Note - do not count pupil for both sessions unless he attends full day sessions.)

	<u>Pupils</u> <u>Enrolled</u>	<u>Employees</u>	<u>Pupils enrolled</u> <u>Per each employee</u>
Morning Session	75	9	8+
Afternoon Session	77	9	8+

4. Services

- A. Are pupils fed while at school yes.
- B. If so, is feeding from mess hall service yes, from school funds .


5. Changes proposed


- A. In number of nursery units, add or deduct .
- B. In enrollment
- C. Other

(Use back side for comments)

Supplement

Our school block is located reasonably, well within the center of our population, and the whole Nursery school is conducted within the elementary school block. We maintain 3 rooms in our Nursery program. At present, maintaining 3 teachers for each room, however, it may be possible that we reduce our help to carry this program on with only 2 teachers. I have the same group of teachers this year in this department that I used in last years program. These teachers are well trained at this time, and are able to give efficient service, and as time goes on the teaching load can be increased up to 2/3 of their present capacity. As better weather approaches, our enrollment will increase, unless relocation removes them from the Center.





COMMUNITY MANAGEMENT DIVISION
EDUCATION SECTION

Japanese Relocation Papers
Bancroft Library

Nursery School Data

Marg A. Schauland
Compiled By

Manzanar
Center
January 25 / 44
Date

(Prepare 4 copies; retain 2 copies for local offices; send 2 copies to Washington Office, Education Section.)

1. Enrollment and attendance for third quarter beginning January 1, 1944.
 - A. Show enrollment by age groups
2 yr. old 20, 3 yr. old 100, 4 yr. old 99 Total 219.
 - B. Show enrollment by periods of attendance
Enrollment: Morning Sessions 138, Afternoon Sessions 81.
Does each pupil or group of pupils attend half day session only yes, full (morning and afternoon) day sessions _____.
2. Nursery school employees, evacuee supervisors, assistant teachers, matrons, and others.
 - A. Assistant teachers 8, Helpers 5, Others 1 ^{PARENT COORDINATOR}
Total 14.
 - B. Period of employment
Number who are full time employees 13, Number part-time 1.
3. Pupil loads per teacher or other employee
 - A. Show pupil load for each employee paid salary. In blanks below show for each the morning and afternoon sessions the pupils attending (or regularly enrolled for attendance) for that half day. Show total number paid employees, that is all who are drawing salaries for that half day. Compute the enrollment per each paid employee for each half day. (Note - do not count pupil for both sessions unless he attends full day sessions).

	<u>Pupils Enrolled</u>	<u>Employees</u>	<u>Pupils enrolled Per each employee</u>
Morning Session	<u>138</u>	<u>14</u>	<u>15.6</u>
Afternoon Session	<u>81</u>		

4. Services

- A. Are pupils fed while at school No.
- B. If so, is feeding from mess hall service _____, from school funds _____.

-2-

5. Changes proposed

- A. In number of nursery units, add or ~~deduct~~ Two Additional units.
- B. In enrollment An additional number of children between 2 and 3 yr old are waiting to enter
- C. Other Add several Teachers

Other comments:

OM-739

MANZANAR WAR RELOCATION AREA
Manzanar, California
February 1, 1944

Washington
E2.672
Japanese Relocation Papers
Bancroft Library

Mr. N. E. Viles, Education Adviser
War Relocation Authority
910-17th Street
Barr Building
Washington (25), D. C.

Dear Mr. Viles:

Attached is a summary of the nursery school report which you requested in your memorandum dated January 8. As frequently happen with Washington letters, your memorandum reached us on the date the report was due in Washington.

As I stated in the previous letter to Dr. Ade, we are preparing a pre-school bulletin on our work at Manzanar. We think our equipment, our physical setting, in-service training, and organization of the program compares favorably with any well-organized city nursery education. We use the position of elementary head teacher as supervisor of pre-school education with a staff made up entirely of evacuees. Our educational program is based on the need of 2, 3, 4, and 5 year old maturity levels. The work on the five year old level leads into a reading readiness program. The head teacher is directly responsible to the elementary school principal and this makes possible, a continuous and coordinate educational program for the two year old to the eleven and the twelve year olds.

The flu epidemic of the last two months plus the disturbance of the approaching segregation have cut down our nursery school enrollment. After segregation we hope to build up our enrollment to at least 260 to 270 children. Earlier in the winter, we had about 90 per cent of the community pre-school

Mr. N. E. Viles

-2-

February 1, 1944

population enrolled and attending regularly.

I expect to bring our booklet to the Superintendent's conference in March. I shall look forward to meeting you again intalking over some of the problems which we are attempting to iron out.

Sincerely yours,

Genevieve W. Carter
Superintendent Of Education

GWC:sm
Enclosure

WAR RELOCATION AUTHORITY
COMMUNITY MANAGEMENT DIVISION
EDUCATION SECTION

Nursery School Data

Minidoka War Relocation
Center

January 31, 1944
Date

Ethel M. Fitzsimons, Elem. Principal
Compiles by

(Prepare 4 copies; retain 2 copies for local offices; send
2 copies to Washington Office, Education Section).

1. Enrollment and attendance for third quarter beginning January 1, 1944
 - A. Show enrollment by age groups
2 yr. old 52, 3 yr. old 80, 4 yr. old 85, 5 yrs. old 14 Total 231.
 - B. Show enrollment by periods of attendance
Enrollment: Morning Sessions 140, Afternoon Sessions 91,
Does each pupil or group of pupils attend half day session
only yes, full (morning and afternoon) day sessions no.
2. Nursery school employees, evacuee supervisors, assistant teachers, matrons,
and others.
 - A. Assistant teachers 15, Helpers 12, Others , Total 27.
 - B. Period of employment
Number who are full time employees 15, Number part-time 12
3. Pupil loads per teacher or other employee
 - A. Show pupil load for each employee paid salary. In blanks below show for
each the morning and afternoon sessions the pupils attending (or regularly
enrolled for attendance) for that half day. Show total number paid employees,
that is all who are drawing salaries for that half day. Compute the enroll-
ment per each paid employee for each half day. (Note - do not count pupil
for both sessions unless he attends full day sessions).

	<u>Pupils</u> <u>Enrolled</u>		<u>Employees</u>		<u>Pupils enrolled</u> <u>per each employee</u>
Morning session	140	+	15	=	9.33
Afternoon session	91	+	15	=	6.25
4. Services
 - A. Are pupils fed while at school yes.
 - B. If so, is feeding from mess hall service yes, from school funds no.
5. Changes proposed
 - A. In number of nursery units, add or deduct retain present number.
 - B. In enrollment increase
 - C. Other

COMMENTS

Four hundred seventy four children were eligible for nursery school attendance on November 30, 1943. An estimated 500 will be eligible for attendance on September 1, 1944. Nursery schools are in charge of evacuees only. Nursery school children need greater contact with appointed personnel. There is much need for an appointed personnel for a supervisor of the evacuee teachers in the nursery schools. Under the present system, this is impossible. I think it would be very wise to have an appointed personnel nursery school supervisor. Nursery school children will be in school approximately three and a half years without making any contacts with a professionally trained teacher or a supervisor. At the present time neither the elementary school principal nor the superintendent of education has sufficient time to give the needed supervision. Certainly an Americanization program with emphasis on the speaking of the English language is very necessary in those formative years of nursery school children. At least 25 per cent of the beginners in nursery schools do not speak English when they enter.

The average length of the nursery school term to date is fifty weeks.

The twelve part time workers who are high school work-experience assistants will be terminated February 1, 1944.



E2. 672

WAR RELOCATION AUTHORITY
COMMUNITY MANAGEMENT DIVISION
EDUCATION SECTION

1/8/44

E 2.672

Nursery School Data

M. H. Ziegen
Compiled By

ROHWER
Center

1-22-44
Date

(Prepare 4 copies; retain 2 copies for local offices; send
2 copies to Washington Office, Education Section).

1. Enrollment and attendance for third quarter beginning January 1, 1944

A. Show enrollment by age groups

2 yr. old 0, 3 yr. old 80, 4 yr. old 84 Total 164.

B. Show enrollment by periods of attendance

Enrollment: Morning Sessions 164, Afternoon Sessions 164.

Does each pupil or group of pupils attend half day session
only , full (morning and afternoon) day sessions yes.

2. Nursery school employees, evacuee supervisors, assistant teachers,
matrons, and others.

(Evac. Super.)

A. Assistant teachers 12, Helpers 0, Others 1, Total 13.

B. Period of employment

Number who are full time employees 13, Number part-time 0.

3. Pupil loads per teacher or other employee

A. Show pupil load for each employee paid salary. In blanks below show
for each the morning and afternoon sessions the pupils attending (or
regularly enrolled for attendance) for that half day. Show total
number paid employees, that is all who are drawing salaries for that
half day. Compute the enrollment per each paid employee for each half
day. (Note - do not count pupil for both sessions unless he attends
full day sessions).

	<u>Pupils Enrolled</u>	<u>Employees</u>	<u>Pupils enrolled Per each employee</u>
Morning Session	164	13	12.6
Afternoon Session	164	13	12.6

4. Services

A. Are pupils fed while at school No.

B. If so, is feeding from mess hall service , from school funds .

5. Changes proposed

A. In number of nursery units, add or deduct Changes have just been made as
per note on the back of this sheet.

B. In enrollment


C. Other

NURSERY SCHOOLS

ROHWER RELOCATION CENTER

This week is one of transition for our Nursery School. We are changing from two centers enrolling four year olds for half day sessions to six centers enrolling both three and four year olds for the whole day. All figures are for the new set-up.

The Camp has been divided into six districts. Each district has an enrollment of from 26 to 30 children under the direction of two Nursery Teachers. We are attempting an "all-day" program. It will take some time in operation to work out an evaluation for a comparative study with the previously used schedule.



E2. 672
C. 2

WAR RELOCATION AUTHORITY
COMMUNITY MANAGEMENT DIVISION
EDUCATION SECTION

Nursery School

March 1, 1944

Although burdened with many other duties the WRA center school officials have, even with limited facilities, done an excellent piece of work in nursery education. These schools which are not, and may not be, recognized in budgetary appropriations as an integral part of the WRA educational program have provided needed educational services.

1. They have aided pre-school children, many of whom came from homes where the English language is not spoken, to attain sufficient knowledge of the language to make normal educational progress when entering the elementary grade classes.
2. They have overcome some of the childhood timidity and have developed a general learning readiness on the part of the child.
3. They have provided a daytime care that permitted many mothers to perform needed labor on the center or to enter adult classes in preparation for relocation.

A curtailment of project employment decreases the need for relieving mothers for center employment and also decreases the number of possible nursery school workers. However, the nursery schools have proved to have value and it seems desirable that some attention be given to the preparation of a formal WRA statement outlining purposes, general procedures, and limitations. When approved this general outline may well be incorporated into the WRA Educational Handbook. As a first step in this plan a study was made of enrollments, teacher loads and plans in January 1944. Summaries of data from the study are included here.

WAR RELOCATION AUTHORITY
COMMUNITY MANAGEMENT DIVISION
EDUCATION SECTION
Washington

Date March 1, 1944

The following summaries show data obtained from January 1944 reports on enrollments and teaching loads in the nursery schools in the nine relocation centers:

Enrollments and Employees

	<u>Enrollments</u>				<u>Employed Full-Time</u>			<u>Employed Part Time</u>	<u>Total</u>
	2 yr. old	3 yr. old	4 yr old	Total	Asst. Tchs.	Helper	Others		
Gila River	39	93	142						
			5yr. 95	369	25	2			27
Minidoka	52	80	85						
			" 14	231	15			12	21½
Manzanar	20	100	99	219	8	5		1	13½
Central Utah	15	73	101	189	12		9		21
Ht. Mountain	0	14	43						
			" 4	65	3			1	5
Granada	0	90	125	215	11	0	3	3	15½
Rohwer		80	84	164	12	0	1		13
Jerome		48	104	152	9	0	0	1	9
Colorado River	10	164	156	330	32	0	0	2	34
Tule Lake	No data								
TOTALS	136	742	1056	1934	127	7	13		159½

Enrollment and Teacher Load

	<u>Morning Session</u>			<u>Afternoon Session</u>			<u>Are</u>	
	No. Enrol.	Pupils Empl.	Per Empl.	No. Enrol.	Pupils Empl.	Per Emp.	Pupl Fed	Proposed Changes
Gila River	194	27	7.5	175	27	6.13	yes	Incr.Enrol. 20 to 30
Minidoka	140	27	5.2	91	15	6.1	yes	Incr.Enrol.
Manzanar	138	14	9.8	81	13	6.2	no	Add 2 units add tch. incr enrollment
Central Utah	105	21	5	84	21	4	yes	
Ht. Mountain ^{1/}	47	4	12	44	3	15	yes	
Granada	90	14	6.4	125	15½	8.1		
Rohwer	164	13	12.6	164	13	12.6	no	Chng.to ½ day session
Jerome	75	9	8.3	77	9	8.6	yes	
Colorado River	271	34	8.9	59	32	1.8	yes	
TOTAL	1224	163	7.5	903	148	6.1		

1. Heart Mountain - some pupils attend full day, some half day.

These summaries show a January enrollment of 1934 in the nine relocation centers. Most of the nursery schools are run on half day sessions. However, some pupils attend both sessions, as indicated by combined enrollment of 2127 for morning and afternoon sessions, out of total of 1934.

Employees - pupil load

WRA nursery evacuee employment schedules are based on a pupil load of approximately 10 pupils per evacuee worker. The reports show 147 full-time employees, and about 20 part-time employees. Pupil loads per employee range from 15 down to about 2. For each the morning and afternoon sessions the enrollment per teacher or employee is less than the standard listed above. Some possible changes might include:

1. A reassignment of pupils to other sessions, and of assistant teachers and helpers to other duties may make it possible to do the same task with fewer workers. The 147 full-time employees should be able to care for about 1400 pupils per session.
2. The five year old group may be enrolled in kindergarten. The two year old group may require more personal attention. It seems desirable to restudy the nursery school program to determine whether the two and five year old groups should be admitted.

SUGGESTIONS FOR STUDY

As a basis for planning the nursery school program the WRA educational leaders should survey the need, the possibilities, and the limitations of the nursery schools as a part of the whole educational program. This survey should be followed by definite program recommendations.

I. What is the purpose of the WRA Nursery School.

1. Provide day care of young pupils _____
2. Develop learning readiness as a preparation for formal classes to come in following year _____
3. Instruction in: group living _____, habit forming _____, communication _____, etal. _____.

II. At what age should pupils enter.

1. 2 yrs. _____, 3 yrs. _____.

III. What children should attend

1. All children _____, at each age level _____.
2. Those who wish _____
3. Should enrollment be compulsory for 4 year olds _____, at all age levels _____.

IV. What services should the WRA provide nursery pupils

1. Feeding _____, a school or messhall obligation _____.
2. Health care, inspections, etc. _____.
3. Transportation service _____.