

N2.25

67/14
c

(To be filed last day of each Month)

EMPLOYMENT

Month Ending Oct. 31 1942

PROJECT Denson, Arkansas

I. EVACUEE (On Above Date) Total 1889 Last Report _____
EMPLOYMENT AT PROJECT:
Project Operation 82 Community Enterprises 12 Construction 122
Agriculture 139 ~~Quarters~~ Land Development 241 ~~Hoss~~ Industrial 796 Other 300
Medical 119 ~~Maintenance~~ 78
Private Employment at the Project None Private Employment off project but living at project None

II. EMPLOYMENT OUTSIDE PROJECT:

A. In Groups:

Total number now working in outside group employment None
Total number leaving for group employment this month None
Number returning from outside group employment this month None

B. Individuals and Families (leaves granted)

Applications filed this month for individual work leaves None
Number of such applications sent to Washington this month None
Number applications on hand for individual work leaves None
Total number individual work leaves issued thus far None

III. UNEMPLOYMENT:

Number of persons registered for work for whom no jobs are available:

Male None Female None Total None

Number of able-bodied persons of working age who have not registered

for employment: Male 1860 Female 720 Total 1980

IV. CASH ADVANCE CLASSIFICATION: (number of persons in each group)

\$19 Per Month		\$16 Per Month		\$12 Per Month	
Male	Female	Male	Female	Male	Female
<u>None</u>		<u>None</u>		<u>None</u>	

V. FORECAST OF THE VOLUME EMPLOYMENT FOR THE FOLLOWING SIX MONTHS:

	First Month	Second Month	Third Month	Fourth Month	Fifth Month	Sixth Month
Total Employment						
Male	<u>1318</u>	_____	_____	_____	_____	_____
Female	<u>571</u>	_____	_____	_____	_____	_____
Project Operation	<u>82</u>	_____	_____	_____	_____	_____
Community Enterprises	<u>12</u>	_____	_____	_____	_____	_____
Agriculture	<u>139</u>	_____	_____	_____	_____	_____
Quarters Land Development	<u>241</u>	_____	_____	_____	_____	_____
Construction	<u>122</u>	_____	_____	_____	_____	_____
Mess Operations	<u>796</u>	_____	_____	_____	_____	_____
Private (on project or Living on Project	<u>None</u>	_____	_____	_____	_____	_____
Unemployed	<u>Applications being taken care of as rapidly as possible.</u>					

VI. GENERAL COMMENT: (Give a brief report on any unusual and significant problems or incidents which have arisen in the fields of employment, placement, labor relations, work incentives, working conditions, accident prevention, etc.)

Employment Office was opened in temporary quarters October 8, 1942, when first (advanced) group of Evacuees arrived and was operated under adverse conditions throughout the remainder of the month.

As additional Evacuees arrived weekly employable persons were interviewed, records set up and placements effected as necessary project operations and activities demanded in order to provide housing accommodations, food, and such supervision was necessary throughout the month.

No real difficulties or problems were encountered.

Office personnel--Interviewers, assignment clerks, filing clerks, typists, etc., are being trained for efficient and accurate operation when permanent placements are begun.

(To be filed last day of Each Month)

Japanese Relocation Papers
Bancroft Library

EMPLOYMENT

Month Ending Nov. 194 2

PROJECT Jerome, Ark.

I. EVACUEE (On Above
EMPLOYMENT AT PROJECT: Date) Total 3660 Last Report 1889
Project Operation 159 Community Services--412
Wass Operation 1203 Community Enterprises 57 Construction 1015
Agriculture 316 Land Development Medical--189
Industrial Other 311
Private Employment at the Project None Private Employment off project but living at project None

II. EMPLOYMENT OUTSIDE PROJECT:

A. In Groups:

Total number now working in outside group employment None

Total number leaving for group employment this month None

Number returning from outside group employment this month None

(71 arrived from beet harvest for induction)

B. Individuals and Families (leaves granted)

Applications filed this month for individual work leaves 19

Number of such applications sent to Washington this month 13

Number applications on hand for individual work leaves 6

Total number individual work leaves issued thus far 1

III. UNEMPLOYMENT:

Number of persons registered for work for whom no jobs are available:

Male 15 Female 154 Total 169

Number of able-bodied persons of working age who have not registered

for employment: Male 140 Female 206 Total 346

IV. CASH ADVANCE CLASSIFICATION: (number of persons in each group)

\$19 Per Month		\$16 Per Month		\$12 Per Month	
Male	Female	Male	Female	Male	Female
	<u>364</u>		<u>3110</u>		<u>186</u>
<u>227</u>	<u>137</u>	<u>2347</u>	<u>773</u>	<u>114</u>	<u>72</u>

V. FORECAST OF THE VOLUME EMPLOYMENT FOR THE FOLLOWING SIX MONTHS:

	First Month	Second Month	Third Month	Fourth Month	Fifth Month	Sixth Month
Total Employment	Oct.	Nov.				
Male	1318	2689				
Female	571	982				
Project Operation	82	159				
Community Service		412				
Community Enterprises	12	57				
Agriculture	139	316				
Medical						
Land Development	119	189				
Construction		1013				
Mass Operations	796	1203				
Private (on project or Living on Project	none	none				
Unemployed	none	169				

VI. GENERAL COMMENT: (Give a brief report on any unusual and significant problems or incidents which have arisen in the fields of employment, placement, labor relations, work incentives, working conditions, accident prevention, etc.)

Only minor difficulties in the fields of Employment, Placement, and labor relations were encountered during the month of November. All are believed to be surmountable as project development progresses.

One problem most paramount is a lack of jobs for young ladies 17 to 25 and for middle aged women--who are willing and capable workers--with limited talents and abilities, but who are idle until further developments in the project work program can be made. Jobs for all other groups are plentiful and acceptable, though limited in scope as to offering training and advancement.

Safety practices are being encouraged on all jobs involving the use of hand tools and machinery. Completely equipped first aid kits have been placed in each block, on each large work crew, and in all trucks. To date, only one accident, of a minor nature, has occurred to a worker.

With the organization of a "Fair Labor Practices Committee" as outlined in Administrative Instruction No. 27, dated September 1, 1942--(par. VI-A-D) being formulated it is thought that Labor Relations problems, job analysis, and pay classifications-problems, will be handled with a minimum of difficulty when and if they arise.

(To be filed last day of each Month)

WRA Library Washington

Japanese Relocation Papers
Bancroft Library

EMPLOYMENT

Month Ending December 1942

PROJECT Jerome

I. EVACUEE (On Above Date) Library
EMPLOYMENT AT PROJECT: Total 3003 Last Report 3660

Project Operation 104 Community Enterprises 72 Construction 222

Mess Operation 1204 Medical 219

Agriculture 66 Land Development --- Industrial --- Other 712

Private Employment at the Project None Private Employment off project but living at project None

II. EMPLOYMENT OUTSIDE PROJECT:

A. In Groups:

Total number now working in outside group employment 9

Total number leaving for group employment this month 7

Number returning from outside group employment this month 36

B. Individuals and Families (leaves granted)

Applications filed this month for individual work leaves 27

Number of such applications sent to Washington this month 33

Number applications on hand for individual work leaves 41

Total number individual work leaves issued thus far 5

III. UNEMPLOYMENT:

Number of persons registered for work for whom no jobs are available:

Male 26 Female 226 Total 252

Number of able-bodied persons of working age who have not registered

for employment: Male 47 Female 36 Total 63

IV. CASH ADVANCE CLASSIFICATION: (number of persons in each group)

	\$19 Per Month		\$16 Per Month		\$12 Per Month	
	Male	Female	Male	Female	Male	Female
Proj. Oper.	10	1	43	12	6	2
Comm. Enter.	11	2	29	29	---	1
Construction	79	---	769	81	---	---
Mess Oper.	115	---	610	505	---	34
Medical	26	6	59	136	1	21
Agriculture	50	---	610	3	---	---
All others	69	26	255	330	4	28

WRA-122

V. FORECAST OF THE VOLUME EMPLOYMENT FOR THE FOLLOWING SIX MONTHS:

	First Month	Second Month	Third Month	Fourth Month	Fifth Month	Sixth Month
Total Employment						
Male	1318	2638	2746	—	—	—
Female	571	982	1217	—	—	—
Project Operation	82	159	101	—	—	—
Community Enterprises	12	57	72	—	—	—
Agriculture	139	316	663	—	—	—
Lands Development	796	1203	1261	—	—	—
Construction	122	1013	929	—	—	—
Medical	—	—	—	—	—	—
Private (on project or Living on Project	84	—	219	—	—	—
	None	None	None	—	—	—
Unemployed	—	169	252	—	—	—

VI. GENERAL COMMENT: (Give a brief report on any unusual and significant problems or incidents which have arisen in the fields of employment, placement, labor relations, work incentives, working conditions, accident prevention, etc.)

No unusual or significant problems were encountered in the fields of employment, placement, and labor relations during the month of December. Inclement weather prevented regular and full-time work, however, the morale of Evacuee workers was very good with a maximum of diligent effort shown and with favorable comments from Supervisors of workers.

Terminations, transfers, and reassignments of workers were unusually low--- indicating a degree of satisfaction and stabilization in the corps work program. Evacuee work attitude, dependability, and workmanship was commendable, particularly in jobs where hard labor, under adverse weather conditions, was carried on.

With reference to the placement of Evacuees in outside Employment it is becoming more evident that there is too much lost time in processing and clearing papers and getting final approval from the National office. Often, either, the Employer, or the Evacuee, become impatient, dissatisfied, or indifferent. Measures should be taken to correct this. Often, papers on Evacuees are held in the National office 30 to 45 days without answers.

If Evacuees are to seek leave clearance and placement outside the project and are to leave the Center--indefinitely or for short time, it is believed that the Employment Division will need expansion with personnel and organization for more efficient handling of this phase of the program.

To get Evacuees placed in outside employment is our primary objective.

W. A. G. P. S. V. W. A. S. P. I. N. G. T. O. N.

6-1533-BU-WP

(To be filed last day of each Month)

EMPLOYMENT

Month Ending January 1943

PROJECT Denson, Arkansas

I. EVACUEE (On Above
EMPLOYMENT AT PROJECT: Date) Total 4144 Last Report 3993

Project Operation 103 Community Enterprises 88 Construction 679

Mess Division Community Services
Agriculture 457 Land Development 1339 Industries 736 Other 185

Housing & Employment 557

Private Employment at the Project None Private Employment off project but living at project None

II. EMPLOYMENT OUTSIDE PROJECT:

A. In Groups:

Total number now working in outside group employment _____

Total number leaving for group employment this month _____

Number returning from outside group employment this month _____

B. Individuals and Families (leaves granted)

Applications filed this month for individual work leaves 23

Number of such applications sent to Washington this month 23

Number applications on hand for individual work leaves 46

Total number individual work leaves issued thus far 23

III. UNEMPLOYMENT:

Number of persons registered for work for whom no jobs are available:

Male 16 Female 100 Total 116

Number of able-bodied persons of working age who have not registered

for employment: Male 50 (Approx.) Female 100 (Approx.) Total 150

IV. CASH ADVANCE CLASSIFICATION: (number of persons in each group)

\$19 Per Month		\$16 Per Month		\$12 Per Month	
Male	<u>458</u>	Female	<u>3613</u>	Male	<u>72</u>
<u>420</u>	<u>38</u>	<u>2230</u>	<u>1383</u>	<u>12</u>	<u>60</u>

Part-time Worker - (1)

V. FORECAST OF THE VOLUME EMPLOYMENT FOR THE FOLLOWING SIX MONTHS:

	First Month	Second Month	Third Month	Fourth Month	Fifth Month	Sixth Month
Total Employment	Oct.	Nov.	Dec.	Jan.		
Male	1318	2688	2746	2662	—	—
Female	571	982	1247	1482	—	—
Project Operation	—	—	—	103	—	—
Community Services	—	—	—	736	—	—
Community Enterprises	—	—	—	88	—	—
Housing-Employment	—	—	—	557	—	—
Agriculture	—	—	—	457	—	—
Mass Operations	—	—	—	—	—	—
Land Development	—	—	—	1339	—	—
Construction	—	—	—	679	—	—
Others	—	—	—	185	—	—
Private (on project or	—	—	—	—	—	—
Living on Project	—	—	—	None	—	—
Unemployed	—	—	—	116	—	—

VI. GENERAL COMMENT: (Give a brief report on any unusual and significant problems or incidents which have arisen in the fields of employment, placement, labor relations, work incentives, working conditions, accident prevention, etc.)

We still have the problem of some 100 unemployed ladies who have been registered for work, some for weeks, and others for months. The number is divided as to these with skills, and those without any special training, but nevertheless desirous of work.

Part time work for high school boys has been solved by employing them each Saturday, under the supervision of the Education Department, clearing away brush and unloading lumber.

Whether it is on account of the wood emergency, responses for many openings as janitors and boiler firemen has been poor, although we estimate that there are some 100 males who have not yet registered for work. The answer to this will, in all probability, be solved after the emergency fuel crisis is over.

NOTE:

This statement is technically misleading. Replacement for the strikers has not been successful, but neither have efforts been unsuccessful. The Strike involved all employees of the Motor Repair Section, which handles heavy equipment in one garage and automotive equipment in another. The strike has been broken to the extent that six men have gone to work in the heavy duty equipment garage. These men still refuse to cross the street to work in the other garage. A detailed report on this situation is being drawn up.

Problem No. (3) here refers to a situation which for sometime has been under serious consideration. It does not mean that the less essential divisions have a corner on the center's manpower and refuse to cooperate. It means that too many individuals have managed to get themselves assigned to the more pleasant duties of the less essential jobs.

Reports Officer

WRA Lib Washington
(To be filed last day of each Month)

EMPLOYMENT

Month Ending February 28 1943

PROJECT Denson, Arkansas

I. EVACUEE (On Above Date) Total 4159 Last Report 4144
EMPLOYMENT AT PROJECT:

Project Operation 171 Community Enterprises 95 Construction 619
Mess Division 444 Land Development 1468 Industrial 1273 Other 89
Community Services Employment

Private Employment at the Project None Private Employment off project but living at project None

II. EMPLOYMENT OUTSIDE PROJECT:

A. In Groups:

Total number now working in outside group employment _____

Total number leaving for group employment this month _____

Number returning from outside group employment this month _____

B. Individuals and Families (leaves granted)

Applications filed this month for individual work leaves 31

Number of such applications sent to Washington this month 31

Number applications on hand for individual work leaves 64

Total number individual work leaves issued thus far 56

III. UNEMPLOYMENT:

Number of persons registered for work for whom no jobs are available:

Male 10 Female 75 Total 85

Number of able-bodied persons of working age who have not registered

for employment: Male 40 Female 85 Total 125 Approx.

IV. CASH ADVANCE CLASSIFICATION: (number of persons in each group)

\$19 Per Month	\$16 Per Month	\$12 Per Month
Male <u>518</u> Female <u>65</u>	Male <u>3583</u> Female <u>2186</u>	Male <u>58</u> Female <u>43</u>

V. FORECAST OF THE VOLUME EMPLOYMENT FOR THE FOLLOWING SIX MONTHS:

	First Month	Second Month	Third Month	Fourth Month	Fifth Month	Sixth Month
Total Employment	Jan.	Feb.				
Male	2662	2654				
Female	1482	1505				
Project Operation	103	171				
Community Services	736	1273				
Community Enterprises	88	95				
Employment	557	89				
Agriculture	457	444				
Mess Operations						
Land Development	1339	1468				
Construction	679	619				
Others	185					
Private (on project or Living on Project	None					
Unemployed	116	250	Approx.			

VI. GENERAL COMMENT: (Give a brief report on any unusual and significant problems or incidents which have arisen in the fields of employment, placement, labor relations, work incentives, working conditions, accident prevention, etc.)

Recommendations of Employment Procedures
as approved by Division Heads and Project Director and
put into effect, March 1, 1943.

1. All requests for workers shall be made by requisition to the Employment Office.
2. No terminations shall be given to workers upon their own request if his or her services are still needed by the division for which he or she is working unless:
 - a. Because of illness (Doctor's statement).
 - b. By request of the Employment Office to accept a position for which he is better qualified to fill; such as a technical worker now doing common labor, etc.
 - c. Agreement between the division heads themselves, submitted in writing to Employment Office at time of requisition.
 - d. Or upon specific order from Project Director.
3. All terminations "for cause" will be red-flagged and the employee shall not be re-assigned for a period of not less than 30 days.
4. These rules are to be adhered to and followed by the Fair Practice Committee.

Statistics: 4160 workers; 1186 in high school, grade 7-12; 895 elementary, 1-6 grade;

Note: this does not include Hawaiian group that registered in Feb. for school.
1306 children under school age, making a total of 7557 (not hospitalized.
8484 population of camp; 41 persons hospitalized; 19 known disables--in center--
7607 out of 8484 people accounted for (all except 778) 119 school age youths
(under 18) working part time.

Jobs must be set up on a priority basis and labor shifted from non-essential to essential work. 6-1533-BU-WP

(To be filed last day of Month)

EMPLOYMENT

Month Ending March 31 1943

PROJECT Jerome, Arkansas

I. EVACUEE (On Above
EMPLOYMENT AT PROJECT: Date) Total 4117 Last Report 4159

Project Operation 102 Community Enterprises 93 Construction 609

Agriculture 433 Mesa Section Land Development 1357 Industrial None Other

Community Services 1225 Employment 83

Private Employment at the Project None Private Employment off project but living at project None

II. EMPLOYMENT OUTSIDE PROJECT:

A. In Groups:

Total number now working in outside group employment None

Total number leaving for group employment this month None

Number returning from outside group employment this month None

B. Individuals and Families (leaves granted)

Applications filed this month for individual work leaves 53

Number of such applications sent to Washington this month 53

Number applications on hand for individual work leaves 65

Total number individual work leaves issued thus far 92

III. UNEMPLOYMENT:

Number of persons registered for work for whom no jobs are available:

Male None Female 53 Total 53

Number of able-bodied persons of working age who have not registered

for employment: Male 27 Female 87 Total 114

IV. CASH ADVANCE CLASSIFICATION: (number of persons in each group)

\$19 Per Month		\$16 Per Month		\$12 Per Month	
Male	Female	Male	Female	Male	Female
451	64	2163	1374	13	52

V. FORECAST OF THE VOLUME EMPLOYMENT FOR THE FOLLOWING SIX MONTHS:

	First Month	Second Month	Third Month	Fourth Month	Fifth Month	Sixth Month
Total Employment	Jan.	Feb.	March			
Male	2662	2654	2633	(With people leaving Center in large numbers this cannot be easily determined.)		
Female	1482	1503	1484			
Project Operation	103	171	102			
Mess Section	1339	1468	1357			
Community Enterprises	734	1273	1225			
Services						
Agriculture	457	444	433			
Employment						
Land Development	73	89	88			
Construction	679	619	609			
Private (on project or Living on Project)	None	None	None			
Unemployed	116	250	200 (Approximately)			

VI. GENERAL COMMENT: (Give a brief report on any unusual and significant problems or incidents which have arisen in the fields of employment, placement, labor relations, work incentives, working conditions, accident prevention, etc.)

No major problems in Employment and work relations were encountered during the month. With large numbers of Evacuees leaving the Center daily to accept outside employment it is becoming harder and more difficult to replace them in the work units, because the best skilled and most highly trained ones are leaving. Definite and specific training in certain jobs is being done in order to have replacements for those leaving. No major accidents have yet occurred at this Project thus far. The work attitude and workmanship of the Evacuees in the Work Corps have been satisfactory according to Employers.

Terminations, Transfers, and Reassignments have been at a minimum for the month of March. Most workers are now in job assignments suited to their skills, knowledges, and abilities.

The Fair Practices Committee has handled only three complaints at this Project to date.

(To be filed last day of each Month)

EMPLOYMENT

Month Ending April 30, 194

PROJECT Jerome

I. EVACUEE (On Above
EMPLOYMENT AT PROJECT: Date) Total 3913 Last Report 4160

Project Operation 156 Community Enterprises 120 Construction 626
Comm. Serv. 331 Medical 335
Agriculture 384 Land Development Industrial Other 119
Ness Division 1394 Housing 448
Private Employment at the Project None Private Employment off project but living at project None

II. EMPLOYMENT OUTSIDE PROJECT:

A. In Groups:

Total number now working in outside group employment 30
Total number leaving for group employment this month 00
Number returning from outside group employment this month 0

B. Individuals and Families (leaves granted)

Applications filed this month for individual work leaves 103
Number of such applications sent to Washington this month 123
Number applications on hand for individual work leaves 34
Total number individual work leaves issued thus far 255
Total number of Indefinite Leaves issued to join families 21

III. UNEMPLOYMENT:

Number of persons registered for work for whom no jobs are available:

Male None Female None Total X

Number of able-bodied persons of working age who have not registered

for employment: Male 85 Female 73 Total 158

IV. CASH ADVANCE CLASSIFICATION: (number of persons in each group)

\$19 Per Month		\$16 Per Month		\$12 Per Month	
Male	<u>494</u>	Female		Male	<u>65</u>
				Female	
<u>449</u>	<u>45</u>	<u>1977</u>	<u>1377</u>	<u>29</u>	<u>36</u>

V. FORECAST OF THE VOLUME EMPLOYMENT FOR THE FOLLOWING SIX MONTHS:

	First Month April	Second Month	Third Month	Fourth Month	Fifth Month	Sixth Month
Total Employment						
Male	2455					
Female	1458					
Project Operation	156					
Mess Division	1394					
Community Enterprises	120					
Agriculture	384					
Comm. Serv.	331					
Land Development						
Construction	626					
Medical	335					
Private (on project or Living on Project)	None					
Unemployed	419					

VI. GENERAL COMMENT: (Give a brief report on any unusual and significant problems or incidents which have arisen in the fields of employment, placement, labor relations, work incentives, working conditions, accident prevention, etc.)

During the month of April no major problems were encountered. However, it is becoming increasingly difficult to replace workers who are leaving the Center for outside employment because the better-trained and more efficient workers are the ones who are leaving.

It is becoming more evident that evacuees are avoiding certain types of work involving hard labor. We are finding it very difficult to recruit workers to haul coal, work in the farming industry, do certain types of labor in construction work, such as ditch digging, dirt moving, etc., and certain types of hospital work.

One minor labor misunderstanding occurred during the month when 23 evacuees working at the Motor Repair Shop refused to continue work and requested termination. This affair was handled satisfactorily, although we have been unable to replace the workers thus far.

There have been no cases during the month to be brought before the Fair Practices Committee.

Civil Service examinations were administered to 80 evacuees, and the Civil Service Examiner interviewed 43 technical and professional applicants.

Attached to this report is a division and section breakdown of the workers of this project. It is self-explanatory.

(To be filed last day of each Month)

EMPLOYMENT

Month Ending May 31 1943

PROJECT

I. EVACUEE (On Above
EMPLOYMENT AT PROJECT: Date) Total 3995 Last Report 3913
Project Operation 193 Community Enterprises 123 Construction 639
Agriculture 356 Land Development 362 Medical 353 Industrial 122 Other 122
Hess Division 1389 Housing 458
Private Employment at the Project None Private Employment off project but living at project None

II. EMPLOYMENT OUTSIDE PROJECT:

A. In Groups:

Total number now working in outside group employment 68
Total number leaving for group employment this month 40
Number returning from outside group employment this month 2

B. Individuals and Families (leaves granted)

Applications filed this month for individual work leaves 174
Number of such applications sent to Washington this month 176
Number applications on hand for individual work leaves 52
Total number individual work leaves issued thus far 487

Number returning from indefinite Leaves 8

III. UNEMPLOYMENT:

Number of persons registered for work for whom no jobs are available:

Male None Female None Total -----

Number of able-bodied persons of working age who have not registered

for employment: Male 56 Female 60 Total 116

IV. CASH ADVANCE CLASSIFICATION: (number of persons in each group)

\$19 Per Month		\$16 Per Month		\$12 Per Month	
Male <u>481</u>	Female <u>435</u>	Male <u>3428</u>	Female <u>1965</u>	Male <u>46</u>	Female <u>21</u>

V. FORECAST OF THE VOLUME EMPLOYMENT FOR THE FOLLOWING SIX MONTHS:

	First Month	Second Month	Third Month	Fourth Month	Fifth Month	Sixth Month
Total Employment	May					
Male	2425	_____	_____	_____	_____	_____
Female	1530	_____	_____	_____	_____	_____
Project Operation	153	_____	_____	_____	_____	_____
Community Enterprises	123	_____	_____	_____	_____	_____
Agriculture	356	_____	_____	_____	_____	_____
Comm. Serv. Land Development	362	_____	_____	_____	_____	_____
Construction	630	_____	_____	_____	_____	_____
Medical	353	_____	_____	_____	_____	_____
Private (on project or Living on Project	None	_____	_____	_____	_____	_____
Unemployed	377	_____	_____	_____	_____	_____

VI. GENERAL COMMENT: (Give a brief report on any unusual and significant problems or incidents which have arisen in the fields of employment, placement, labor relations, work incentives, working conditions, accident prevention, etc.)

Major problems affecting project employment during the month of May include (1) ~~★~~ a general strike in the Motor ^{Repair} Section in which 23 evacuees left their jobs. Thus far the recruiting of replacements for the strikers has been unsuccessful, (2) Work attitudes on the part of the evacuee workers have caused a good many workers to be terminated for failing to report for work, not performing assigned task, poor workmanship, and lack of application to job assignment. Supervising foremen report that workers report to the jobs but do not apply themselves diligently and thus accomplish very little during the work day, (3) ~~★~~ Less essential project operations are keeping tied up needed manpower and the essential work such as farming, coal hauling, construction work, etc., is suffering from a shortage of labor, (4) Evacuees are complaining that the weather is hot and that they do not wish to work, (5) Workers released from non-essential jobs involving little effort on the part of the worker are reluctant to accept a job requiring more work and responsibility.

Much time and effort have been spent in an attempt to impress on the minds of the evacuees the importance of entering into the agricultural program in order to contribute toward the production and harvesting of vegetables for center subsistence. The Employment Office has used every means of encouragement to recruit sufficient labor to continue the agricultural operations; results have fallen considerably short of expectations.

A supplemental report is attached hereto showing the breakdown of labor as of June 1. It is self-explanatory.

★ SEE ATTACHED NOTE

64-533-BU-WP

(To be filed last day of each Month)

EMPLOYMENT

Month Ending June 30, 194 3.

PROJECT Jerome

I. EVACUEE (On Above
EMPLOYMENT AT PROJECT: Date) Total 3295 Last Report 3955

Project Operation 145 Community Enterprises 107 Construction 453
Community Ser. Medical
Agriculture 462 ~~Land Development~~ 282 ~~Industrial~~ 295 Other 109
Mess Management. 1163 Housing--279
Private Employment Private Employment off project
at the Project none but living at project none

II. EMPLOYMENT OUTSIDE PROJECT:

A. In Groups:

Total number now working in outside group employment 71
Total number leaving for group employment this month 3
Number returning from outside group employment this month 2

B. Individuals and Families (leaves granted)

indefinite
Applications filed this month for ~~individual work~~ leaves 260
Number of such applications sent to Washington this month 222
indefinite
Number applications on hand for ~~individual work~~ leaves 68
indefinite
Total number ~~individual work~~ leaves issued thus far 708
Total number returning from indefinite leaves 2

III. UNEMPLOYMENT:

Number of persons registered for work for whom no jobs are available:

Male 430 Female 230 Total 660

Number of able-bodied persons of working age who have not registered

for employment: Male None Female None Total None

IV. CASH ADVANCE CLASSIFICATION: (number of persons in each group)

\$19 Per Month		\$16 Per Month		\$12 Per Month	
Male	485	Female	2786	Male	24
441	44	1607	1179	Female	11

V. FORECAST OF THE VOLUME EMPLOYMENT FOR THE FOLLOWING SIX MONTHS:

	First Month	Second Month	Third Month	Fourth Month	Fifth Month	Sixth Month
Total Employment	June					
Male	2061					
Female	1234					
Project Operation	145					
Community Enterprises	107					
Agriculture	462					
Community Services						
Land Development	541					
Construction	453					
Medical	295					
Private (on project or Living on Project	none					
Unemployed						

VI. GENERAL COMMENT: (Give a brief report on any unusual and significant problems or incidents which have arisen in the fields of employment, placement, labor relations, work incentives, working conditions, accident prevention, etc.)

Division and Section heads examined and analyzed each job with a view to reducing the number workers to a minimum. Schedules of labor requirements were studied and planned. Jobs were broken down and skilled men were placed in skilled work. Effort was made to step up the training program and foremanship and supervision were improved.

During the month there was naturally considerable turnover, and absenteeism. Staff meetings and meetings with foremen and supervisors were held in planning and effecting work schedules which require every employee to work full eight hours daily with a maximum standard of efficiency. Employee morale is believed to be improved over past months.

No major difficulties in the fields of labor, working conditions etc., were encountered during the month. The Motor Repair Section difficulty which existed through May was settled. The section now has a full crew and the shop is operating efficiently and smoothly. See attached supplement for labor breakdown and distribution of workers.

PLACEMENT OFFICE
PROJECT WORKERS

Date June 1, 1943

Division	Section	Cost Acc't No.	\$12.00 Male Female		\$16.00 Male Female		\$19.00 Male Female		
PROJECT ADMINISTRATION		100							
	Tribune	130		1	5	3	7	1	
	Documents & Records	140			2	1			
	Warehousing	154			47	3	2		
	Office Services	155	3		15	33	6		
	Post Office	156			18	2	4		
	Sub. Total			4 3%	129 84%		20 13%		153
PUBLIC WORKS DIVISION		200							
	Division Overhead	210			7	7	2		
	Construction Section	220			254	10	43		
	Planning Section	230			10		6		
	Building Maintenance	240			42	2	9		
	Maintenance-Oper. Ser.	250			149	29	11	1	
	Community Fire Protection	270			34		8		
	Storehouse	280			10	2	3		
	Sub. Total				556 87%		83 13%		639
AGRICULTURE DIVISION		300			240	25	91		
	Sub. Total				265 90%		91 25%		356
MESS DIVISION		500	18		529	724	118		
	Sub. Total		18 1%		1253 90%		118 9%		1389 P.T. 7
TRANSPORTATION DIVISION		600							
	Division Overhead	610							
	Motor Pool Section	620	1		59		5		
	Motor Repair Section	630			4	3			
	Storehouse	680							
	Sub. Total		1 1%		66 92%		5 7%		72
COMMUNITY SERVICES DIVISION		700							
	Division Overhead	710				4			
	Medical	720		10	64	173	38	8	
	Hospital Mess	722			26	32	2		
	Welfare	730			2	20	2	1	
	Clothing	732			6	49	3	5	
	Housing	740			262	162	33	1	
	Activities	750			49	19	4	1	
	Education	770			39	89	16	21	
	Police Protection	790		1	29	1			
	Sub. Total		11 1%		1026 87%		136 12%		1173
EMPLOYMENT DIVISION		800							
	Division Overhead	810			1		1		
	Occupational Coding & Rec.	820	1			11		1	
	Placement	830		9	1	3		1	
	Leaves Section	840	2		2	13	1	3	
	Sub. Total		12 24%		31 62%		7 14%		50
CONSUMER ENTERPRISE DIVISION		900			59	43	20	1	
	Sub. Total				102 83%		21 17%		123
GRAND TOTAL			46		3428		481		

3955
\$12.00 \$16.00 \$19.00
2% 86% 12%

(As of last day of May 1943)

For Month Ending July 1943

Monthly Report

EMPLOYMENT - ICenter Jerome

LEAVE APPLICATIONS (This Month):

	Received	Granted	Denied
Indefinite Leave With Clearance (Exclude Student Leaves)	<u>54</u>	<u>54</u>	<u>0</u>
Indefinite Leave Without Clearance (Exclude Student Leaves)	<u>111</u>	<u>111</u>	<u>0</u>
Student Leaves		<u>0</u>	<u>0</u>
Seasonal Work Leaves		<u>6</u>	<u>0</u>
Short Term Leaves		<u>164</u>	<u>0</u>
Passes Other Than Short Term Leave		<u>218</u>	

PROJECT EMPLOYMENT (Evacuee):

Number Registered for work but Not Employed: Men 275 Women 190 Total 465Part-Time Employees of WRA: Students 89 Apprentice & Trainee 8 Other Total 97

Number Employed on Project

but Not Paid by WRA: Community Enterprises 108 Industrial Other

Number Not Registered

for Employment: Employable: Men 0 Women 0 Unemployable: Men Women HOURS OF WORK: Length of Standard Work Day 8/hrs. Length of Standard Work Week 44/hrs.
(List exceptions made to standard work hours and reason for such exception.)FAIR PRACTICE COMMITTEE: Number Committee Members 5 No. Cases Handled This Month 0Number of Cases Pending 0 Number of Cases Referred to Project Director NoneUNEMPLOYMENT COMPENSATION: Amount Paid in Benefits During Month NoneNumber Receiving Unemployment Compensation During Month: Men 0 Women 0 Total 0TRANSPORTATION GRANTS: Total Amount of Travel Grants Authorized This Month \$6260.69Number Individuals for Whom Grants Made 176 Average Amount Per Individual \$65.00VOCATIONAL TRAINING: Number of Classes 10 Enrollment: Men 133 Women 141 Total 274
(Give type of training class and enrollment of men (M) and women (W) in each.)Adv. Shorthand M W 30 Child Care M W 10 Fire Fighting 48 W Beg. Shorthand M 3 W 40 Elem. Elect. M 17 W Co-op. M 15 W 10Adv. Typing M W 30 Auto Mechanic M 30 W M W Beg. Typing M W 12 Poultry M 20 W 9 M W

English 30 113

(OVER)

EVACUEE EMPLOYMENT AT PROJECT (End of Month Figures): Total --- 3250 July 31, 1943

		\$12 Scale		\$18 Scale		\$19 Scale		Total
		Male	Female	Male	Female	Male	Female	
1.	Project Administration							
	Executive Property Control				15		1	16
	Fiscal			5	17	3	1	26
Office.	Legal Services				2		1	3
	Community Government	1		6	10	1	2	20
	Post Office			17	1	2		20
2.	Employment			2				2
	Placement			1	3		1	5
	Leaves			3	15	2	3	23
	Labor Relations Coding				7		1	8
3.	Transportation and Supply							
	Warehousing			31	3	4		38
	Motor Pool			75	4	11		90
	Mess Operations	20		454	573	117		1164
	a. Kitchen Help							
	b. Waiting Service							
	c. Steward (supply)							
4.	Agriculture			349	39	88		476
	Crop Production							
	Land Subjugation Industry			27				27
	Livestock Production							
5.	Public Works			4	14	1		19
	Building Construction			228	20	69	2	317
	Maintenance							
Drainage	a. Janitorial (inside)			39		11		50
	b. Grounds Maintenance							
6.	Community Services			Blk. Mgr.		31	1	32
	Education			20	16	16	23	75
	Recreation			18	13		1	32
	Public Welfare			2	21	2	2	27
	Housing			158	105	4		267
7.	Health and Sanitation							
	Hospital		8	56	153	23	6	246
	Other			15	31	2		48
8.	Reports and Press			7	5	6	1	19
9.	Internal Security		1	33	2			36
10.	Fire Protection			37		4		41
11.	Community Enterprises			56	35	16	1	108
12.	Other (specify)							
	Community Analysis			2	4			6

Monthly Report

For Month Ending Aug 1943

EMPLOYMENT - I

Center Jerome

LEAVE APPLICATIONS (This Month):

	Received	Granted	Denied
Indefinite Leave With Clearance (Exclude Student Leaves)	<u>53</u>	<u>48</u>	<u>0</u>
Indefinite Leave Without Clearance (Exclude Student Leaves)	<u>122</u>	<u>118</u>	<u>0</u>
Student Leaves	<u>0</u>	<u>0</u>	<u>0</u>
Seasonal Work Leaves	<u>14</u>	<u>13</u>	<u>1</u>
Short Term Leaves	<u>410</u>	<u>390</u>	<u>0</u>
Passes Other Than Short Term Leave	<u>250</u>	<u>250</u>	<u>250</u>

PROJECT EMPLOYMENT (Evacuee):

Number Registered for work but Not Employed: Men 356 Women 240 Total 596Part-Time Employees of WRA: Students 25 Apprentice & Trainee 9 Other Total

Number Employed on Project

but Not Paid by WRA: Community Enterprises 109 Industrial 76 Other

Number Not Registered

for Employment: Employable: Men 0 Women 0 Unemployable: Men 0 Women 0HOURS OF WORK: Length of Standard Work Day 8/hrs. Length of Standard Work Week 44/hrs.
(List exceptions made to standard work hours and reason for such exception.)FAIR PRACTICE COMMITTEE: Number Committee Members 5 No. Cases Handled This Month 0Number of Cases Pending 0 Number of Cases Referred to Project Director 0UNEMPLOYMENT COMPENSATION: Amount Paid in Benefits During Month NoneNumber Receiving Unemployment Compensation During Month: Men 0 Women 0 Total 0TRANSPORTATION GRANTS: Total Amount of Travel Grants Authorized This Month \$6085.94Number Individuals for Whom Grants Made 103 Average Amount Per Individual \$59.09VOCATIONAL TRAINING: Number of Classes 10 Enrollment: Men 133 Women 141 Total 274

(Give type of training class and enrollment of men (M) and women (W) in each.)

Adv. Shorthand M W 30 Child Care M W 10 Fire Fighting M 48 W Beg. Shorthand M 3 W 40 Elem. Elect. M 17 W Co-op M 15 W 10Adv. Typing M W 30 Auto Mech. M 30 W M W Beg. Typing M W 12 Poultry M 20 W 9 M W

English M-30 W-113

(OVER)

EVACUEE EMPLOYMENT AT PROJECT (End of Month Figures): 3010 August 31, 1943

	\$12 Scale		\$16 Scale		\$19 Scale		Total
	Male	Female	Male	Female	Male	Female	
1. Project Administration							
Executive Prop. Control				16		1	17
Fiscal			3	13	2	1	19
Legal				1		1	2
Off. Ser. Community Government	1		4	10	1		16
Post Office			15	1	2	1	19
2. Employment			2				2
Placement			1	3		1	5
Leaves			4	13	1	3	21
Labor Relations Coding				7		1	8
3. Transportation and Supply							
Warehousing			33	3	3		39
Motor Pool & Repair			75	4	15		94
Mess Operations			458	583	112		1153
a. Kitchen Help							
b. Waiting Service							
c. Steward (supply)							
4. Agriculture			300	28	80		408
Crop Production							
Livestock Production Industry			64		12		76
Livestock Production							
5. Public Works				1			1
Building Construction			6	13	1		20
Maintenance			209	20	63	2	294
a. Janitorial (inside)							
b. Grounds Maintenance			34		10		44
6. Community Services			Blk. Mgrs.		31	1	32
Education		1	20	13	16	22	72
Recreation			17	17	2	1	37
Public Welfare			2	21	2	3	28
Housing			158	108	4		270
7. Health and Sanitation							
Hospital		9	48	105	21	5	188
Other Hosp. Mess			15	25	2		42
8. Reports and Press			6	4	6	1	17
9. Internal Security		1	33	2			36
10. Fire Protection			34		4		38
11. Community Enterprises			55	34	18	2	109
12. Other (specify)							
Analysis			1	3	1		5

#

Total No. Working 3250

30 @ \$12.00 1%

2755 @ 16:00 85%

465 @ 19.00 14%

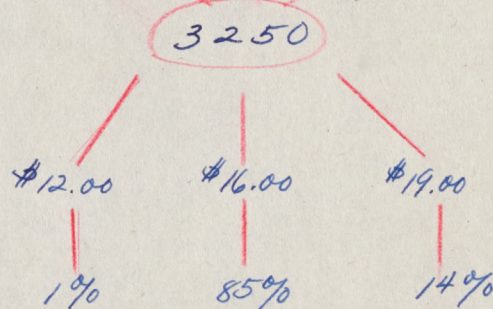
PLACEMENT OFFICE

PROJECT WORKERS

Date August 1, 1943

Division	Section	Cost Acc't No.	\$12.00		\$16.00		\$19.00	
			Male	Female	Male	Female	Male	Female
PROJECT MANAGEMENT		1000						
Legal		1200				2		1
Reports & Tribune		1300			7	5	6	1
Sub. Total					7	14	6	8
Percentage						64%		36%
ADMINISTRATIVE MANAGEMENT		2000				1		
Office Services		2200	1		6	10	1	2
Warehousing		2500			31	3	4	
Postal Services		2530			17	1	2	
Mess Management		2620	20		454	573	117	
Finance Section		2700						
Budget & Accounts		2720			5	17	3	1
Accounting & Prop. Control		2730				15		1
Sub. Total			21	21	513	1133	127	131
Percentage						88%		109%
OPERATIONS DIVISION		3000				1		
Engineering		3200						
Section Overhead		3210			4	14	1	
Designing & Drafting		3220			2		5	
Irr.-Drainage-Roads		3230			39		11	
Construction - Maintenance		3240			226	20	69	2
Agriculture		3300			349	39	88	
Industry Section		3400			27			
Motor Transport		3500						
Motor Pool		3520			58		6	
Motor Repair		3530			17	4	5	
Fire Protection		3600			37		4	
Sub. Total					759	836	77	189
Percentage						82%		189%
COMMUNITY MANAGEMENT		4000					31	
Division Overhead		4100						1
Education		4300			20	16	16	23
Hospital		4411		8	56	153	23	6
Hospital Mess		4420			15	31	2	
Welfare		4500			2	21	2	2
Housing		4520			158	105	4	
Internal Security		4600		1	33	2		
Activities		4700			18	13		1
Analysis		4750			2	4		
Business Enterprise		4900			56	35	16	1
Sub. Total			9	9	360	740	94	128
Percentage						85%		149%
EMPLOYMENT DIVISION		5000						
Section Overhead		5100			2			
Occ. Coding & Records		5200				7		1
Placement		5300			1	3		1
Leaves		5400	(1 p.m.)		3	15	2	3
Sub. Total					6	31	2	7
Percentage						82%		18%
GRAND TOTAL			21	9	1645	1109	418	47
					30	2755		465

(As of the last day of July 31, 1943)



Monthly Report

For Month Ending Sept. 1943EMPLOYMENT - ICenter Jerome

LEAVE APPLICATIONS (This Month):

	Received	Granted	Denied
Indefinite Leave With Clearance (Exclude Student Leaves)	<u>61</u>	<u>60</u>	<u>0</u>
Indefinite Leave Without Clearance (Exclude Student Leaves)	<u>73</u>	<u>71</u>	<u>0</u>
Student Leaves	<u>8</u>	<u>8</u>	<u>0</u>
Seasonal Work Leaves	<u>30</u>	<u>30</u>	<u>0</u>
Short Term Leaves	<u>293</u>	<u>269</u>	<u>4</u>
Passes Other Than Short Term Leave	<u>253</u>	<u>253</u>	<u>0</u>

PROJECT EMPLOYMENT (Evacuee):

Number Registered for work but Not Employed: Men 17 Women 76 Total 93Part-Time Employees of WRA: Students 32 Apprentice & Trainee 5 Other Total

Number Employed on Project

but Not Paid by WRA: Community Enterprises 104 Industrial Other

Number Not Registered

for Employment: Employable: Men Women Unemployable: Men Women HOURS OF WORK: Length of Standard Work Day 8/hrs. Length of Standard Work Week 44/hrs.
(List exceptions made to standard work hours and reason for such exception.)FAIR PRACTICE COMMITTEE: Number Committee Members 5 No. Cases Handled This Month Number of Cases Pending 0 Number of Cases Referred to Project Director 2UNEMPLOYMENT COMPENSATION: Amount Paid in Benefits During Month NoneNumber Receiving Unemployment Compensation During Month: Men 0 Women 0 Total 0TRANSPORTATION GRANTS: Total Amount of Travel Grants Authorized This Month \$5055.53Number Individuals for Whom Grants Made 108 Average Amount Per Individual \$46.81VOCATIONAL TRAINING: Number of Classes 10 Enrollment: Men 133 Women 141 Total 274
(Give type of training class and enrollment of men (M) and women (W) in each.)

Adv. Shorthand	M <u> </u> W <u>30</u>	Child Care	M <u> </u> W <u>10</u>	Fire Fighting	M <u>48</u> W <u> </u>
Beg. Shorthand	M <u> </u> W <u>40</u>	Auto Mech.	M <u>30</u> W <u> </u>	Co-op	M <u>15</u> W <u>10</u>
Adv. Typing	M <u> </u> W <u>30</u>	Poultry	M <u>20</u> W <u> </u>		M <u> </u> W <u> </u>
Beg. Typing	M <u> </u> W <u>12</u>		M <u> </u> W <u> </u>		M <u> </u> W <u> </u>
English	M <u>30</u> W <u>113</u>				

(OVER)

EVACUEE EMPLOYMENT AT PROJECT (End of Month Figures): 2647 TOTAL Sept. 30, 1943

		\$12 Scale		\$18 Scale		\$19 Scale		Total
		Male	Female	Male	Female	Male	Female	
1. Project Administration								
Acc't Executive	Prop. Cont'l		1	19	19	3	2	25
	Fiscal			2	12		2	16
	Legal				1		1	2
Off. Ser.	Community Government	1		4	9	1		15
	Post Office			6	1	2	1	10
2. Employment				1	2		1	4
	Placement			2	5		1	8
	Leaves			1	11	1	3	16
	Labor Relations Overhead			2				2
3. Transportation and Supply								
	Warehousing			30	3	3		36
	Motor Pool & Repair			87	4	11		102
	Mess Operations			354	541	98		993
	a. Kitchen Help							
	b. Waiting Service							
	c. Steward (supply)							
4. Agriculture				186	28	33		247
	Crop Production							
	Land Subdivision Industry			174	6	10		190
	Livestock Production							
5. Public Works								
	Building Construction			164	38	55		257
	Maintenance							
	a. Janitorial (inside)							
	b. Grounds Maintenance			53	1	11		65
6. Community Services								
	Education			19	44	13	9	85
	Recreation			11	15	2		28
	Public Welfare			2	15	1	2	20
	Housing	4		114	66	1		185
7. Health and Sanitation								
	Hospital			36	83	24	4	147
	Other Hos. Mess			10	19	1		30
8. Reports and Press				4	4	6	1	15
9. Internal Security			1	38	1	3		43
10. Fire Protection				38				38
11. Community Enterprises				44	40	19	1	104
12. Other (specify)								
	Analysis			3	2	1		6
	Evacuee Property			11	4	2		17

PLACEMENT OFFICE

PROJECT WORKERS

Date September 1, 1943

Division	Section	Cost Acct't No.	\$12.00 Male Female		\$16.00 Male Female		\$19.00 Male Female		
PROJECT MANAGEMENT		1000							
Legal		1200				1		1	2
Reports & Tribune		1300			6	4	6	1	17
	Sub. Total		0		11		8		(19)
	Percentage				58%		42%		
ADMINISTRATIVE MANAGEMENT		2000				1			1
Office Services		2200	1		4	10	1		16
Warehousing		2500			33	3	3		39
Postal Services		2530			15	1	2	1	19
Mess Management		2620			458	583	112		1153
Finance Section		2700				1			1
Budget & Accounts		2720			3	12	2	1	18
Accounting & Prop. Control		2730				16		1	17
	Sub. Total		1		1140		123		(1267)
	Percentage		1%		90%		9%		
OPERATIONS DIVISION		3000				1			1
Engineering		3200			1				1
Section Overhead		3210			4	13	1		18
Designing & Drafting		3220			1		6		7
Irr.-Drainage-Roads		3230			34		10		44
Construction - Maintenance		3240			209	20	63	2	294
Agriculture		3300			300	28	80		408
Industry Section		3400			64		12		76
Motor Transport		3500							
Motor Pool		3520			64		6		70
Motor Repair		3530			11	4	9		24
Fire Protection		3600			34		4		38
	Sub. Total		0		788		193		(981)
	Percentage				80%		20%		
COMMUNITY MANAGEMENT		4000					31		31
Division Overhead		4100						1	1
Education		4300		1	20	13	16	22	72
Hospital		4411		9	48	105	21	5	188
Hospital Mess		4420			15	25	2		42
Welfare		4500			2	21	2	3	28
Housing		4520			158	108	4		270
Internal Security		4600		1	33	2			36
Activities		4700			17	17	2	1	37
Analysis		4750			1	3	1		5
Business Enterprise		4900			55	34	18	2	(109)
	Sub. Total		11		677		131		(819)
	Percentage		1%		83%		16%		
EMPLOYMENT DIVISION		5000							
Section Overhead		5100			2				2
Occ. Coding & Records		5200				7		1	8
Placement		5300			1	3		1	5
Leaves		5400			4	13	1	3	21
	Sub. Total		0		30		6		(36)
	Percentage				83%		17%		
GRAND TOTAL			12		2646		461		

(As of the last day of August 1943).

3119 - (109 - Business Enterprise)

3010 Total

\$12.00 \$16.00 \$19.00

1/2% 85% 14 1/2%

PLACEMENT OFFICE

PROJECT WORKERS

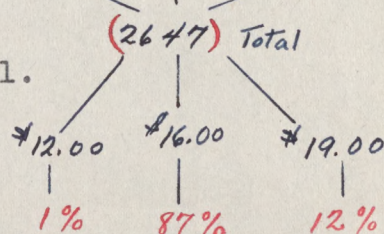
Date September 30, 1943

Division	Section	Cost	\$12.00		\$16.00		\$19.00		
		Acc't No.	Male	Female	Male	Female	Male	Female	
PROJECT MANAGEMENT		1000							
	Legal	1200				1		1	2
	Reports & Tribune	1300			4	4	6	1	15
	Sub. Total				9		8		(17)
	Percentage				53%		47%		
ADMINISTRATIVE MANAGEMENT		2000				2	1		3
	Office Services	2200	1		4	9	1		15
	Warehousing	2500			30	3	3		36
	Postal Services	2430			6	1	2	1	10
	Mess Management	2620			354	541	98		993
	Finance Section	2700				1			1
	Budget & Accounts	2720			2	11		2	15
	Accounting & Prop. Control	2730			1	19	3	2	25
	Sub. Total			1	984		113		(1098)
	Percentage			1%	87%		10%		
OPERATIONS DIVISION		3000							
	Engineering	3200							
	Section Overhead	3210			2	7			9
	Designing & Drafting	3220			2		3		5
	Irr.-Drainage-Roads	3230			53	1	11		65
	Construction - Maintenance	3240			162	38	52	1	253
	Agriculture	3300			186	28	33		247
	Industry Section	3400			174	6	10		190
	Motor Transport	3500							
	Motor Pool	3520			63		6		69
	Motor Repair	3530			24	4	5		33
	Fire Protection	3600			38				38
	Sub. Total				788		121		(909)
	Percentage				87%		13%		
COMMUNITY MANAGEMENT		4000					30		30
	Division Overhead	4100			1			1	2
	Education	4300			19	44	13	9	85
	Hospital	4411			36	83	24	4	147
	Hospital Mess	4420			10	19	1		30
	Welfare	4500			2	15	1	2	20
	Housing	4580	4		114	66	1		185
	Internal Security	4600		1	38	1	3		43
	Activities	4700			11	15	2		28
	Analysis	4750			3	2	1		6
	Evacuee Property	4800			11	4	2		17
	Business Enterprise	4900			(44)	(40)	(19)	1	(104)
	Sub. Total			5	494		94		(593)
	Percentage			1%	83%		16%		
EMPLOYMENT DIVISION		5000			1	2		1	4
	Section Overhead	5100			2				2
	Placement	5300			2	5		1	8
	Leaves	5400			1	11	1	3	16
	Sub. Total				24		6		(30)
	Percentage				80%		20%		
GRAND TOTAL			6		2299		342		

Note:

Business Enterprise not included in total.

(As of the September 30, 1943)



For Month Ending Oct 1943

Monthly Report

EMPLOYMENT - ICenter Jerome

LEAVE APPLICATIONS (This Month):

	Received	Granted	Denied
Indefinite Leave With Clearance (Exclude Student Leaves)	<u>48</u>	<u>48</u>	<u>0</u>
Indefinite Leave Without Clearance (Exclude Student Leaves)	<u>40</u>	<u>39</u>	<u>0</u>
Student Leaves	<u>2</u>	<u>2</u>	<u>0</u>
Seasonal Work Leaves	<u>59</u>	<u>59</u>	<u>0</u>
Short Term Leaves	<u>217</u>	<u>209</u>	<u>0</u>
Passes Other Than Short Term Leave	<u>174</u>	<u>174</u>	<u>0</u>

PROJECT EMPLOYMENT (Evacuee):

Number Registered for work but Not Employed: Men 39 Women 59 Total 98Part-Time Employees of WRA: Students 19 Apprentice & Trainee 11 Other Total 30

Number Employed on Project

but Not Paid by WRA: Community Enterprises 113 Industrial Other

Number Not Registered

for Employment: Employable: Men Women Unemployable: Men Women HOURS OF WORK: Length of Standard Work Day 8/hrs. Length of Standard Work Week 44/hrs.
(List exceptions made to standard work hours and reason for such exception.)FAIR PRACTICE COMMITTEE: Number Committee Members 5 No. Cases Handled This Month 0Number of Cases Pending 0 Number of Cases Referred to Project Director 0UNEMPLOYMENT COMPENSATION: Amount Paid in Benefits During Month \$38.40Number Receiving Unemployment Compensation During Month: Men 2 Women 2 Total 4TRANSPORTATION GRANTS: Total Amount of Travel Grants Authorized This Month \$5674.65Number Individuals for Whom Grants Made 89 Average Amount Per Individual \$63.76VOCATIONAL TRAINING: Number of Classes 10 Enrollment: Men 133 Women 141 Total 274

(Give type of training class and enrollment of men (M) and women (W) in each.)

Adv. Shorthand M W 30 Child Care M W 10 Fire Fighting M 48 W Beg. Shorthand M W 40 Auto Mechanic M 30 W Co-op M 15 W 10Adv. Typing M W 30 Poultry M 20 W M W Beg. Typing M W 120 M W M W English M 30 W 113

(OVER)

EVACUEE EMPLOYMENT AT PROJECT (End of Month Figures): TOT -2617 Oct. 1943

	\$12 Scale		\$16 Scale		\$19 Scale		Total
	Male	Female	Male	Female	Male	Female	
1. Project Administration							
Acc't Executive Prop Cont'l			1	20	3	2	26
Fiscal			1	6		2	9
Legal				2		1	3
Off. Sec Community Government			4	8	1		13
Post Office			8	1	2	1	12
2. Employment			1	2		1	4
Placement			2	5		1	8
Leaves			1	10	1	3	15
Labor Relations Overhead			2				2
3. Transportation and Supply							
Warehousing			9	3	1		13
Motor Pool & Repair			90	4	9		103
Mess Operations			319	554	99		972
a. Kitchen Help							
b. Waiting Service							
c. Steward (supply)							
4. Agriculture			183	28	35		246
Crop Production							
Land Subjugation							
Livestock Production							
5. Public Works			3	6			9
Building Construction			167	24	42		233
Maintenance							
a. Janitorial (inside)							
b. Grounds Maintenance			44	1	11		56
6. Community Services							
Education			20	51	13	11	95
Recreation			10	14	2		26
Public Welfare			3	15	1	2	21
Housing	4		113	68	1		186
7. Health and Sanitation							
Hospital			39	103	22	3	167
Other Hospt. Mess			16	16	1		33
8. Reports and Press			6	9	5		20
9. Internal Security		1	38	1	2		42
10. Fire Protection			31		4		35
11. Community Enterprises			52	39	20	2	113
12. Other (specify)							
Industry			194	1	21	1	217
Analysis				4			4

WAR RELOCATION AUTHORITY

Budget Bureau No.: 13-R002
Approval Expires: 6/30/44

For Month Ending Nov. 1943

Monthly Report

EMPLOYMENT - 1

Center Jerome

LEAVE APPLICATIONS (This Month):

Received	Granted	Denied
1	1	1
2	2	2
3	3	3
4	4	4
5	5	5
6	6	6
7	7	7
8	8	8
9	9	9
10	10	10
11	11	11
12	12	12
13	13	13
14	14	14
15	15	15
16	16	16
17	17	17
18	18	18
19	19	19
20	20	20
21	21	21
22	22	22
23	23	23
24	24	24
25	25	25
26	26	26
27	27	27
28	28	28
29	29	29
30	30	30
31	31	31
32	32	32
33	33	33
34	34	34
35	35	35
36	36	36
37	37	37
38	38	38
39	39	39
40	40	40
41	41	41
42	42	42
43	43	43
44	44	44
45	45	45
46	46	46
47	47	47
48	48	48
49	49	49
50	50	50
51	51	51
52	52	52
53	53	53
54	54	54
55	55	55
56	56	56
57	57	57
58	58	58
59	59	59
60	60	60
61	61	61
62	62	62
63	63	63
64	64	64
65	65	65
66	66	66
67	67	67
68	68	68
69	69	69
70	70	70
71	71	71
72	72	72
73	73	73
74	74	74
75	75	75
76	76	76
77	77	77
78	78	78
79	79	79
80	80	80
81	81	81
82	82	82
83	83	83
84	84	84
85	85	85
86	86	86
87	87	87
88	88	88
89	89	89
90	90	90
91	91	91
92	92	92
93	93	93
94	94	94
95	95	95
96	96	96
97	97	97
98	98	98
99	99	99
100	100	100

Indefinite Leave With Clearance
(Exclude Student Leaves)

60* 57 0

Indefinite Leave Without Clearance
(Exclude Student Leaves)

48** 47 0

Student Leaves

5 5 0

Seasonal Work Leaves

26*** 20 0

Short Term Leaves

151*** 144 0

Passes Other Than Short Term Leave

140 140 0

***	(3)	Inder. L.	Cancelled
***	(1)	Inder. L.	Cancelled
***	(6)	Seasonal L.	"
***	(7)	Short-Term L.	"

PROJECT EMPLOYMENT (Evacuee):

Number Registered for work but Not Employed: Men 10 Women 38 Total 48

Part-Time Employees of WRA: Students 33 Apprentice & Trainee Other Total 33

Number Employed on Project

but Not Paid by WRA: Community Enterprises 144 Industrial _____ Other _____

Number Not Registered

for Employment:	Employable: Men	Women	Unemployable: Men	Women
1. <u>Unemployed</u>	100	100	100	100
2. <u>Unemployed</u>	100	100	100	100
3. <u>Unemployed</u>	100	100	100	100
4. <u>Unemployed</u>	100	100	100	100
5. <u>Unemployed</u>	100	100	100	100
6. <u>Unemployed</u>	100	100	100	100
7. <u>Unemployed</u>	100	100	100	100
8. <u>Unemployed</u>	100	100	100	100
9. <u>Unemployed</u>	100	100	100	100
10. <u>Unemployed</u>	100	100	100	100
11. <u>Unemployed</u>	100	100	100	100
12. <u>Unemployed</u>	100	100	100	100
13. <u>Unemployed</u>	100	100	100	100
14. <u>Unemployed</u>	100	100	100	100
15. <u>Unemployed</u>	100	100	100	100
16. <u>Unemployed</u>	100	100	100	100
17. <u>Unemployed</u>	100	100	100	100
18. <u>Unemployed</u>	100	100	100	100
19. <u>Unemployed</u>	100	100	100	100
20. <u>Unemployed</u>	100	100	100	100
21. <u>Unemployed</u>	100	100	100	100
22. <u>Unemployed</u>	100	100	100	100
23. <u>Unemployed</u>	100	100	100	100
24. <u>Unemployed</u>	100	100	100	100
25. <u>Unemployed</u>	100	100	100	100
26. <u>Unemployed</u>	100	100	100	100
27. <u>Unemployed</u>	100	100	100	100
28. <u>Unemployed</u>	100	100	100	100
29. <u>Unemployed</u>	100	100	100	100
30. <u>Unemployed</u>	100	100	100	100
31. <u>Unemployed</u>	100	100	100	100
32. <u>Unemployed</u>	100	100	100	100
33. <u>Unemployed</u>	100	100	100	100
34. <u>Unemployed</u>	100	100	100	100
35. <u>Unemployed</u>	100	100	100	100
36. <u>Unemployed</u>	100	100	100	100
37. <u>Unemployed</u>	100	100	100	100
38. <u>Unemployed</u>	100	100	100	100
39. <u>Unemployed</u>	100	100	100	100
40. <u>Unemployed</u>	100	100	100	100
41. <u>Unemployed</u>	100	100	100	100
42. <u>Unemployed</u>	100	100	100	100
43. <u>Unemployed</u>	100	100	100	100
44. <u>Unemployed</u>	100	100	100	100
45. <u>Unemployed</u>	100	100	100	100
46. <u>Unemployed</u>	100	100	100	100
47. <u>Unemployed</u>	100	100	100	100
48. <u>Unemployed</u>	100	100	100	100
49. <u>Unemployed</u>	100	100	100	100
50. <u>Unemployed</u>	100	100	100	100
51. <u>Unemployed</u>	100	100	100	100
52. <u>Unemployed</u>	100	100	100	100
53. <u>Unemployed</u>	100	100	100	100
54. <u>Unemployed</u>	100	100	100	100
55. <u>Unemployed</u>	100	100	100	100
56. <u>Unemployed</u>	100	100	100	100
57. <u>Unemployed</u>	100	100	100	100
58. <u>Unemployed</u>	100	100	100	100
59. <u>Unemployed</u>	100	100	100	100
60. <u>Unemployed</u>	100	100	100	100
61. <u>Unemployed</u>	100	100	100	100
62. <u>Unemployed</u>	100	100	100	100
63. <u>Unemployed</u>	100	100	100	100
64. <u>Unemployed</u>	100	100	100	100
65. <u>Unemployed</u>	100	100	100	100
66. <u>Unemployed</u>	100	100	100	100
67. <u>Unemployed</u>	100	100	100	100
68. <u>Unemployed</u>	100	100	100	100
69. <u>Unemployed</u>	100			

HOURS OF WORK: Length of Standard Work Day 8/hrs. Length of Standard Work Week 44/hrs.
(List exceptions made to standard work hours and reason for such exception.)

FAIR PRACTICE COMMITTEE: Number Committee Members 0 No. Cases Handled This Month 0

Number of Cases Pending 0 Number of Cases Referred to Project Director 0

UNEMPLOYMENT COMPENSATION: Amount Paid in Benefits During Month \$9.60

Number Receiving Unemployment Compensation During Month: Men 1 Women Total 1

TRANSPORTATION GRANTS: Total Amount of Travel Grants Authorized This Month \$4086.67

Number Individuals for Whom Grants Made 86 Average Amount Per Individual \$47.51

VOCATIONAL TRAINING: Number of Classes 10 Enrollment: Men 143 Women 245 Total 388
(Give type of training class and enrollment of men (M) and women (W) in each.)

Adv. Shorthand M ___ W 30 Child Care M ___ W 10 Fire Fighting M 48 W ___

Reg. Shorthand M W 40 Auto Mechanic M 30 W Co-op M 15 W 10

Adv. Typing M W 30 Poultry M 20 W M W

Beg. Typing M W 12 M W M W

English M 30 W 113

(OVER)

EVACUEE EMPLOYMENT AT PROJECT (End of Month Figures): TOTAL 2625 Nov. 30, 1943

	\$12 Scale		\$16 Scale		\$19 Scale		Total
	Male	Female	Male	Female	Male	Female	
1. Project Administration				32	30		62
Executive				2	6	1	9
Fiscal				3	1	3	7
Legal				2		1	3
Community Government					1		1
Post Office			6	1	2	1	10
2. Employment Personnel			1	6		3	9
Placement							
Leaves							
Labor Relations							
3. Transportation and Supply				2			2
Cost Accounting Acc't Prop. Cont'l			12	20	6	5	43
Motor Pool & Repair			94	3	10		107
Mess Operations			311	561	97		969
a. Kitchen Help							
b. Waiting Service							
c. Steward (supply)							
4. Agriculture			207	30	26		263
Crop Production							
Land Subdivision Industry			186	1	22	1	210
Livestock Production							
5. Public Works- Engineering			2	5	1	2	10
Building Construction			101	5	27		133
Maintenance		1	252	82	25	1	361
a. Janitorial (inside)							
b. Grounds Maintenance							
6. Community Services							
Education			10	43	13	9	75
Recreation			12	8	2	1	23
Public Welfare			2	14	1	2	19
Housing			7	4	2		13
7. Health and Sanitation			28	90	22	2	142
Hospital Mess			11	16	2		29
Other Med. Soc. Wel.				2			2
8. Reports and Press			5	9	5		19
9. Internal Security			30	1	2		33
10. Fire Protection			35		4		39
11. Community Business Enterprises			54	39	19	2	114
12. Other (specify)							
Evacuee Property			2	4	1		7
Relocation Division			4	13	1	4	22

PROJECT WORKER

Date

November 30, 1943

Division	Section	Cost Acc't No.	\$12.00		\$16.00		\$19.00		Total
			Male	Female	Male	Female	Male	Female	
PROJECT MANAGEMENT		1000							
LEGAL		1200				2		1	3
REPORTS									
Admin. Report & Document		1300			1	2			3
Center News		1300			4	7	5		16
		1400				32	30		62
	Sub. Total		0		48		36		(84)
	Percentage				57%		43%		
ADMINISTRATIVE MANAGEMENT									
Office-Ass't Project Dir.		2000					1		1
Office Services		2200			2	6	1		9
Personnel		2300			1	5		3	9
Statistics		2400							
Supply		2500							
Procurement		2520				2			2
Postal Service		2530			6	1	2	1	10
Mess Management		2600			311	561	97		969
Finance		2700						1	1
Budget & Account		2720				3	1	2	6
Cost Acc't-Prop. Cont'l & Warehouse		2730			12	20	6	5	43
Evacuee Property		2800			2	4	1		7
	Sub. Total		0		936		121		(1057)
	Percentage				89%		11%		
OPERATIONS									
Office-Ass't Project Dir.		3000						1	1
Engineering		3200			2	5	1	2	10
Design & Drafting		3220			2	1	3		6
Irr.-Drainage & Roads		3230			44	1	12		57
Construction		3240			55	3	12		70
Maintenance		3244							
Agriculture		3300		1	252	82	25	1	361
Industry		3400			207	30	26		263
Motor Pool		3520			186	1	22	1	210
Motor Repair		3530			62		6		68
Fire Protection		3530			32	3	4		39
		3600			35		4		39
	Sub. Total		1		1003		120		(1124)
	Percentage		1%		89%		10%		
COMMUNITY MANAGEMENT									
Office-Ass't Project Dir.		4000						1	1
Division Overhead		4100							
Community Government		4150					1		1
Education		4300			10	43	13	9	75
Hospital		4411			28	90	22	2	142
Hospital Mess		4420			11	16	2		29
Hospital-Social Welfare		4472.3				2			2
Welfare		4500			2	14	1	2	19
Housing		4580			7	4	2		13
Internal Security		4600			30	1	2		33
Activities		4700			12	8	2	1	23
Analysis		4750							
	Sub. Total		0		278		60		(338)
	Percentage				82%		18%		
RELOCATION		5100			4	13	1	4	22
	Sub. Total		0		17		5		(22)
	Percentage				77%		23%		
*BUSINESS ENTERPRISE		(4900			54	39	19	2	114)
	Sub. Total								
	Percentage								
	GRAND TOTAL		1		2282		342		

*Business Enterprise not included in total.

(As of November 30, 1943)

2625 - Total

\$12.00 \$16.00 \$19.00

1% 86% 13%

For Month Ending Dec. 194 43

Monthly Report

EMPLOYMENT - ICenter Jerome

LEAVE APPLICATIONS (This Month):

	Received	Granted	Denied
Indefinite Leave With Clearance (Exclude Student Leaves)	<u>44*</u>	<u>43</u>	<u>0</u>
Indefinite Leave Without Clearance (Exclude Student Leaves)	<u>35**</u>	<u>34</u>	<u>0</u>
Student Leaves	<u>1</u>	<u>1</u>	<u>0</u>
Seasonal Work Leaves	<u>14</u>	<u>14</u>	<u>0</u>
Short Term Leaves	<u>115***</u>	<u>112</u>	<u>0</u>
Passes Other Than Short Term Leave	<u>488</u>	<u>488</u>	<u>0</u>

(3) (1) (1)
Short-Term L. " Indef. L. Cancelled

PROJECT EMPLOYMENT (Evacuee):

Number Registered for work but Not Employed: Men 6 Women 30 Total 36Part-Time Employees of WRA: Students 27 Apprentice & Trainee Other Total 27

Number Employed on Project

but Not Paid by WRA: Community Enterprises 121 Industrial Other

Number Not Registered

for Employment: Employable: Men Women Unemployable: Men Women HOURS OF WORK: Length of Standard Work Day 8/hrs. Length of Standard Work Week 44/hrs.
(List exceptions made to standard work hours and reason for such exception.)FAIR PRACTICE COMMITTEE: Number Committee Members 0 No. Cases Handled This Month Number of Cases Pending 0 Number of Cases Referred to Project Director 0UNEMPLOYMENT COMPENSATION: Amount Paid in Benefits During Month \$49.80Number Receiving Unemployment Compensation During Month: Men 1 Women 2 Total 3TRANSPORTATION GRANTS: Total Amount of Travel Grants Authorized This Month -----Number Individuals for Whom Grants Made --- Average Amount Per Individual ---VOCATIONAL TRAINING: Number of Classes 10 Enrollment: Men 143 Women 245 Total 388

(Give type of training class and enrollment of men (M) and women (W) in each.)

Adv. Shorthand M W 30 Child Care M W 10 Fire Fighting M 48 W Beg. Shorthand M W 40 Auto Mechanic M 30 W Co-Op M 15 W 10Adv. Typing M W 30 Poultry M 20 W M W Beg. Typing M W 12 M W M W English M 30 W 113

(OVER)

EVACUEE EMPLOYMENT AT PROJECT (End of Month Figures): TOT 2663 Dec. 31, 1943

	\$12 Scale		\$16 Scale		\$19 Scale		Total
	Male	Female	Male	Female	Male	Female	
1. Project Administration				33	33		66
Executive Off. Services			2	8	1	1	12
Fiscal				2	1	3	6
Legal				2		1	3
Community Government				1	1		2
Post Office			6	1	2	1	10
2. Employment Personnel			1	4		3	8
Placement							
Leaves							
Labor Relations							
3. Transportation and Supply Procurement				2			2
Cost Warehousing Acc't Prop. Cont'l			5	19	13	3	40
Motor Pool & Repair			102	3	11		116
Mess Operations			306	584	109	1	1000
a. Kitchen Help							
b. Waiting Service							
c. Steward (supply)							
4. Agriculture			204	19	26		249
Crop Production							
Handicrafts Industry			179	1	23	1	204
Livestock Production							
5. Public Works & Engineering			47	6	16	2	71
Building Construction	1		164	25	36	1	227
Maintenance		1	154	58	3		216
a. Janitorial (inside)							
b. Grounds Maintenance							
6. Community Services							
Education			8	43	13	9	73
Recreation			13	8	3	1	25
Public Welfare			2	14	1	2	19
Housing			7	4	2		13
7. Health and Sanitation			31	85	24	2	142
Hospital Mess			15	17	3		35
Other Med. Soc. Wel.				3			3
8. Reports and Press			5	10	5		20
9. Internal Security			27	1	2		30
10. Fire Protection			35		4		39
11. Business Community Enterprises			53	43	22	3	121
12. Other (specify)							
Evacuee Property			2	4			6
Relocation Division			5	13	1	4	23

PROJECT WORKER

Date, December 31, 1943

Division	Section	Cost Acc't No.	\$12.00 Male Female		\$16.00 Male Female		\$19.00 Male Female		Total
PROJECT MANAGEMENT		1000							
LEGAL		1200				2		1	3
REPORTS									
Admin. Report & Document		1300			1	2			3
Center News		1300			4	8		5	17
		1400				33		33	66
	Sub. Total					50		39	89
	Percentage					56%		44%	
ADMINISTRATIVE MANAGEMENT									
Office-Ass't Project Dir.		2000					1		1
Office Services		2200			2	8	1	1	12
Personnel		2300			1	4		3	8
Statistics		2400							
Supply		2500							
Procurement		2520				2			2
Postal Service		2530				1		1	10
Mess Management		2600			306	584	109	1	1000
Finance		2700					1		1
Budget & Account		2720				2	1	2	5
Cost Acc't-Prop. Cont'l & Warehouse		2730			5	19	13	3	40
Evacuee Property		2800			2	4			6
	Sub. Total					946		139	1085
	Percentage					87%		13%	
OPERATIONS									
Office-Ass't Project Dir.		3000					1		1
Engineering		3200			2	5	1	2	10
Design & Drafting		3220			2		3		5
Irr.-Drainage & Roads		3230			43	1	12		56
Construction		3240	1		164	25	36	1	227
Maintenance		3244		1	154	58	3		216
Agriculture		3300			204	19	26		249
Industry		3400			179	1	23	1	204
Motor Pool		3520			66		6		72
Motor Repair		3530			36	3	5		44
Fire Protection		3600			35		4		39
	Sub. Total		2			997		124	1123
	Percentage		1%			88%		11%	
COMMUNITY MANAGEMENT									
Office-Ass't Project Dir.		4000					1		1
Division Overhead		4100							
Community Government		4150				1			2
Education		4300			8	43	13	9	73
Hospital		4411			31	85	24	2	142
Hospital Mess		4420			15	17	3		35
Hospital-Social Welfare		4472.3				3			3
Welfare		4500			2	14	1	2	19
Housing		4580			7	4	2		13
Internal Security		4600			27	1	2		30
Activities		4700			13	8	3	1	25
Analysis		4750							
	Sub. Total					279		64	343
	Percentage					81%		19%	
RELOCATION		5100			5	13	1	4	23
	Sub. Total					18		5	23
	Percentage					78%		22%	
*BUSINESS ENTERPRISE		4900			53	43	22	3	121
	Sub. Total					96		25	121
	Percentage								
	Grand Total		2			2290		371	

* Business Enterprise not included in total.

(As of December 31, 1943)

2663 - Total



#12.00 #16.00 #19.00

1% 86% 13%

1st of December 31, 1943

* Business enterprises not included in total.

Grand Total	
Percentage	
Job. Total	4900
Percentage	
Exp. Total	2100



COMMUNITY WAR CENTER	
Percentage	
Exp. Total	
Fire Protection	2000
Water Supply	2250
Motor Fuel	2250
Industry	2400
Agriculture	2300
Maintenance	2344
Construction	2400
Tr. - Warehouse & Roads	2350
Design & Drafting	2350
Engineering	2500
Office - Asst. Project Dir.	3000

OPERATIONS	
Percentage	
Exp. Total	
Factory Property	3400
Warehouse	3350
Cost Acct. - Prod. Cont'l. &	
Finance	3450
Plant Management	3400
Central Services	3250
Procurement	3250
Supply	3200
Statistics	3400
Personnel	3300
Office - Asst. Project Dir.	3300
ADMINISTRATIVE WAR CENTER	
Percentage	
Exp. Total	
Center Area	1400
Admin. Report & Document	1300
REPAIRS	
Exp. Total	1500

EXPENSES				
EXPENSES				
EXPENSES				
EXPENSES				
EXPENSES				
EXPENSES				
EXPENSES				
EXPENSES				
EXPENSES				
EXPENSES				
EXPENSES				
EXPENSES				
EXPENSES				
EXPENSES				
EXPENSES				
EXPENSES				
EXPENSES				
EXPENSES				
EXPENSES				
EXPENSES				
EXPENSES				
EXPENSES				
EXPENSES				
EXPENSES				
EXPENSES				
EXPENSES				
EXPENSES				
EXPENSES				
EXPENSES				
EXPENSES				
EXPENSES				
EXPENSES				
EXPENSES				
EXPENSES				
EXPENSES				
EXPENSES				
EXPENSES				
EXPENSES				
EXPENSES				
EXPENSES				
EXPENSES				
EXPENSES				
EXPENSES				
EXPENSES				
EXPENSES				
EXPENSES				
EXPENSES				
EXPENSES				
EXPENSES				
EXPENSES				
EXPENSES				
EXPENSES				
EXPENSES				
EXPENSES				
EXPENSES				
EXPENSES				
EXPENSES				
EXPENSES				
EXPENSES				
EXPENSES				
EXPENSES				
EXPENSES				
EXPENSES				
EXPENSES				
EXPENSES				
EXPENSES				
EXPENSES				
EXPENSES				
EXPENSES				
EXPENSES				
EXPENSES				
EXPENSES				
EXPENSES				
EXPENSES				
EXPENSES				
EXPENSES				
EXPENSES				
EXPENSES				
EXPENSES				
EXPENSES				
EXPENSES				
EXPENSES				
EXPENSES				
EXPENSES				
EXPENSES				
EXPENSES				
EXPENSES				
EXPENSES				
EXPENSES				
EXPENSES				
EXPENSES				
EXPENSES				
EXPENSES				
EXPENSES				
EXPENSES				
EXPENSES				
EXPENSES				
EXPENSES				
EXPENSES				
EXPENSES				
EXPENSES				
EXPENSES				
EXPENSES				
EXPENSES				
EXPENSES				
EXPENSES				
EXPENSES				
EXPENSES				
EXPENSES				
EXPENSES				
EXPENSES				
EXPENSES				
EXPENSES				
EXPENSES				
EXPENSES				
EXPENSES				
EXPENSES				
EXPENSES				
EXPENSES				
EXPENSES				
EXPENSES				
EXPENSES				
EXPENSES				
EXPENSES				
EXPENSES				
EXPENSES				
EXPENSES				
EXPENSES				
EXPENSES				
EXPENSES				
EXPENSES				
EXPENSES				
EXPENSES				
EXPENSES				
EXPENSES				
EXPENSES				
EXPENSES				
EXPENSES				
EXPENSES				
EXPENSES				
EXPENSES				
EXPENSES				
EXPENSES				
EXPENSES				
EXPENSES				
EXPENSES				
EXPENSES				
EXPENSES				
EXPENSES				
EXPENSES				
EXPENSES				
EXPENSES				
EXPENSES				
EXPENSES				
EXPENSES				
EXPENSES				
EXPENSES				
EXPENSES				
EXPENSES				
EXPENSES				
EXPENSES				
EXPENSES				
EXPENSES				
EXPENSES				
EXPENSES				
EXPENSES				
EXPENSES				
EXPENSES				
EXPENSES				
EXPENSES				
EXPENSES				
EXPENSES				
EXPENSES				
EXPENSES				
EXPENSES				
EXPENSES				
EXPENSES				
EXPENSES				
EXPENSES				
EXPENSES				
EXPENSES				
EXPENSES				
EXPENSES				
EXPENSES				
EXPENSES				
EXPENSES				
EXPENSES				
EXPENSES				
EXPENSES				
EXPENSES				
EXPENSES				
EXPENSES				
EXPENSES				
EXPENSES				
EXPENSES				
EXPENSES				
EXPENSES				
EXPENSES				
EXPENSES				
EXPENSES				
EXPENSES				
EXPENSES				
EXPENSES				
EXPENSES				

PROJECT MANAGEMENT

For Month Ending Jan. 1944Monthly ReportEMPLOYMENT - ICenter Jerome

LEAVE APPLICATIONS (This Month):

	Received	Granted	Denied
Indefinite Leave With Clearance (Exclude Student Leaves)	<u>75</u>	<u>75</u>	<u>0</u>
Indefinite Leave Without Clearance (Exclude Student Leaves)	<u>33</u>	<u>33</u>	<u>0</u>
Student Leaves	<u>1</u>	<u>1</u>	<u>0</u>
Seasonal Work Leaves	<u>10*</u>	<u>8</u>	<u>0</u>
Short Term Leaves	<u>127**</u>	<u>115</u>	<u>0</u>
Passes Other Than Short Term Leave	<u>80</u>	<u>80</u>	<u>0</u>

**
(12) Seasonal Wk. L. Cancelled
Short-Term L.

PROJECT EMPLOYMENT (Evacuee):

Number Registered for work but Not Employed: Men 7 Women 25 Total 32Part-Time Employees of WRA: Students 28 Apprentice & Trainee Other Total 28

Number Employed on Project

but Not Paid by WRA: Community Enterprises 127 Industrial Other

Number Not Registered

for Employment: Employable: Men Women Unemployable: Men Women HOURS OF WORK: Length of Standard Work Day 8/hrs. Length of Standard Work Week 44/hrs.
(List exceptions made to standard work hours and reason for such exception.)FAIR PRACTICE COMMITTEE: Number Committee Members 0 No. Cases Handled This Month Number of Cases Pending 0 Number of Cases Referred to Project Director 0UNEMPLOYMENT COMPENSATION: Amount Paid in Benefits During Month NoneNumber Receiving Unemployment Compensation During Month: Men --- Women --- Total ---TRANSPORTATION GRANTS: Total Amount of Travel Grants Authorized This Month \$2600Number Individuals for Whom Grants Made 104 Average Amount Per Individual \$25VOCATIONAL TRAINING: Number of Classes 11 Enrollment: Men 157 Women 245 Total 402
(Give type of training class and enrollment of men (M) and women (W) in each.)Adv. Shorthand M W 30 Child Care M W 10 Fire Fighting M 48 W Beg. Shorthand M W 40 Auto Mechanic M 30 W Co-op M 15 W 10Adv. Typing M W 30 Poultry M 20 W M W Beg. Typing M W 12 On-the-train- M 14 W M W

ing

English M 30 W 113

(OVER)

EVACUEE EMPLOYMENT AT PROJECT (End of Month Figures): TOTAL 2618 Jan. 31, 1944

	\$12 Scale		\$16 Scale		\$19 Scale		Total
	Male	Female	Male	Female	Male	Female	
1. Project Administration				33	34		67
Executive Off. Service			3	7	1	1	12
Fiscal					1	5	6
Legal				1			1
Community Government				1	1		2
Post Office			7	1	1	1	10
2. Employment Personnel			1	4		3	8
Placement							
Leaves							
Labor Relations							
3. Transportation and Supply Procurement				2			2
Cost Warehousing Acc't Prop. Cont'l.			13	29	20	9	71
Motor Pool & Repair			94	1	13		108
Mess Operations			286	590	117	1	994
a. Kitchen Help							
b. Waiting Service							
c. Steward (supply)							
4. Agriculture			214	15	25		254
Crop Production							
Transportation Industry			163		21	1	185
Livestock Production							
5. Public Works & Engineering			38	2	14	1	55
Building Construction	1		165	26	38		230
Maintenance		1	150	62	3		216
a. Janitorial (inside)							
b. Grounds Maintenance							
6. Community Services				1	1		2
Education			5	41	12	10	68
Recreation			14	5	4	1	24
Public Welfare			2	12	1	2	17
Housing			6	4	2		12
7. Health and Sanitation			30	75	23	3	131
Hospital Mess			13	18	3		34
Other Med. Soc. Wel.				3			3
8. Reports and Press			5	7	4		16
9. Internal Security			23	1	2		26
10. Fire Protection			33		4		37
Business							
11. Community Enterprises			52	47	21	7	127
12. Other (specify)							
Evacuee Property				4			4
Relocation Division			5	13	1	4	23