

K4.08

6/14
C

War Relocation Authority

109.17

File

Statistics

Rivers, Arizona

TELETYPE MESSAGE

TWX Phoenix 90
Dillon S. Myer, Director
War Relocation Authority
Washington 25, D. C.

Teletype Message No. _____

Weekly Telegraphic Report on Leave and Population for Week ending May 19, 1945:

A. Net Increase in Indefinite Leave and Terminal Departures during Week	94
1. Terminal Departures from Center during Week	89
a. With Relocation Grant	88
b. Without Relocation Grant	0
c. Other	1
2. Conversions to Terminal Departure	11
3. Admissions from Indefinite during Week	6
B. Total Absences on Leave	5774
1. Net Number of Persons on Short Term	103
2. Net Number of Persons on Indefinite and Terminal	5671
C. Population Remaining	8377

Page 2.

D. No. of Terminal Departures during Week by Type of Departure and State of Destination:

<u>State of Destination</u>	<u>TOTAL</u>	<u>With Relocation Grant</u>	<u>Without Relocation Grant</u>	<u>Other</u>
Arizona	5	5		
California	22	21		1
Colorado	3	3		
Illinois	16	16		
Michigan	9	9		
Minnesota	3	3		
New Jersey	3	3		
New Mexico	1	1		
New York	9	9		
Ohio	4	4		
Texas	1	1		
Utah	12	12		
Wisconsin	1	1		
<hr/>				
Total	89	88		1

E. Remarks: Item B.1. shows a decrease of 2 Indefinite and Terminal Leaves over Item B.1. of report for 5-12-45, due to recapitulation of leave data. See WRA 176 for 5-16-45.

H. A. Ott

Acting Ass't. Project Director

cc to: R.B. Cozzens ✓
T.B. Lyle: HM



Statistics

Rivers, Arizona

TELETYPE MESSAGE

TWX Phoenix 90

Dillon S. Myer, Director
War Relocation Authority
Barr Building
910 - 17th Street, N. W.
Washington 25, D. C.

Teletype Message No. _____

Attention: B. R. Stauber, Chief Relocation Planning Division

Subject: Weekly Selective Service Report for Week ending May 19, 1945.

1. Number called and number volunteering since January 20, 1944.	666
A. No Report from Selective Service.	0
B. Accepted by Selective Service.	493
(1). Inducted into Army.	348
(a). Enlisted Reserve Corps.	17
(b). Active Duty.	331
(2). Refused Induction.	0
(3). Class 1-A.	145
C. Rejected.	137
D. Refused to Report for Physical.	0
E. Other.	0
F. Released from Army.	36

Page 2.

2. Number Arrested.	0
A. Charges Dismissed.	0
B. Awaiting Trial.	0
(1). In Jail.	0
(2). Released to Center on Bond.	0
C. Volunteered prior to Indictment.	0
D. Brought to Trial.	0
(1). In Process.	0
(2). Convicted.	0
(3). Released.	0
3. Volunteers for physical Examination since January 20, 1944.	0
4. Volunteers Inducted into Army prior to January 20, 1944.	84

H. A. Ott

Acting Ass't. Project Director

cc to: R.B. Cozzens
T.B. Lyle: HM



War Relocation Authority

Trayne

Statistics

Rivers, Arizona
July 30, 1945

TELETYPE MESSAGE

TWX Phoenix 90

Dillon S. Myer, Director
War Relocation Authority
Washington 25, D. C.

Teletype Message No. _____

Weekly Telegraphic Report on Leave and Population for Week ending July 28, 1945:

A. Net Increase in Indefinite Leave and Terminal Departures during Week	265
1. Terminal Departures from Center during Week	264
a. With Relocation Grant	264
b. Without Relocation Grant	0
c. Other	0
2. Conversions to Terminal Departure	1
3. Admissions from Indefinite during Week	0
B. Total Absences on Leave	7482
1. Net Number of Persons on Indefinite and Terminal	7314
2. Net Number of persons on Short Term	168
C. Population Remaining	6688

Murch

Page 2.

D. No. of Terminal Departures during Week by Type of Departure and State of Destination:

<u>State of Destination</u>	<u>TOTAL</u>	<u>With Relocation Grant</u>	<u>Without Relocation Grant</u>	<u>Other</u>
Arizona	5	5		
California	105	105		
Colorado	36	36		
Connecticut	1	1		
Idaho	4	4		
Illinois	41	41		
Iowa	1	1		
Michigan	4	4		
Minnesota	12	12		
Missouri	2	2		
New Jersey	2	2		
New York	3	3		
Ohio	9	9		
Oregon	2	2		
Pennsylvania	3	3		
Utah	31	31		
Wisconsin	3	3		
Total	264	264	0	0

D M Todd
Douglas Todd
Assistant Project Director

cc to: R.B. Cozzens
M.G. Brown: HM

War Relocation Authority

RAC
Tracy

Rivers, Arizona
September 6, 1945

Statistics

TELETYPE MESSAGE

TX Phoe nix 90

Dillon S. Myer, Director
War Relocation Authority
Washington 25, D. C.

Teletype Message No. _____

Weekly Report on Terminal Leave and Population for Week ending September 1, 1945;

Attention: B. R. Stauber, Chief Relocation Planning Division

Reurtel 9/5/45 delay in telegraphic report for week ending September 1 caused by increased departures, depleted staff and intervening holiday.

A. Net Increase in Indefinite Leave and Terminal Departures during Week	512
1. Terminal Departures from Center during Week	513
a. With Relocation Grant	513
b. Without Relocation Grant	0
c. Other	0
2. Conversions to Terminal Departure	0
3. Admissions from Indefinite during Week	1
B. Total Absences on Leave	9222
1. Net Number of Persons on Indefinite and Terminal	9039
2. Net Number of Persons on Short Term	183
C. Population Remaining	4949

RAC
102



Page 2.

D. No. of Terminal Departures during Week by Type of Departure and State of Destination:

<u>State of Destination</u>	<u>TOTAL</u>	<u>With Relocation Grant</u>	<u>Without Relocation Grant</u>	<u>Other</u>
Arizona	20	20		
California	361	361		
Colorado	12	12		
Illinois	42	42		
Iowa	1	1		
Michigan	6	6		
Minnesota	6	6		
Missouri	2	2		
Nebraska	1	1		
New Jersey	18	18		
New Mexico	7	7		
Ohio	8	8		
Pennsylvania	6	6		
Utah	20	20		
Washingt on	1	1		
Wisconsin	2	2		
Total	513	513	0	0

W. G. Graham

Finance Officer

c to: R.B. Cozzens
.P. McVey: H.M.



War Relocation Authority

Trayne
File

Statistics

Rivers, Arizona
September 11, 1945

TELETYPE MESSAGE

TWX Phoenix 90


Dillon S. Myer, Director
War Relocation Authority
Washington 25, D. C.


Teletype Message No. _____

Weekly Report on Terminal Leave and Population for Week ending September 8, 1945:

Attention: B. R. Stauber, Chief Relocation Planning Division

A. Net Increase in Indefinite Leave and Terminal Departures during Week	582
1. Terminal Departures from Center during Week	582
a. With Relocation Grant	582
b. Without Relocation Grant	0
c. Other	0
2. Conversions to Terminal Departure	0
3. Admissions from Indefinite during Week	0
B. Total Absences on Leave	9802
1. Net Number of Persons on Indefinite and Terminal	9621
2. Net Number of Persons on Short Term	181
C. Population Remaining	4370





Teletype No. _____

Rivers, Arizona
September 11, 1945

Page 2.

No. of Terminal Departures During Week by Type of Departure and State of Destination:

<u>State of Destination</u>	<u>TOTAL</u>	<u>With Relocation Grant</u>	<u>Without Relocation Grant</u>	<u>Other</u>
Arizona	12	12		
California	445	445		
Colorado	17	17		
Idaho	2	2		
Illinois	42	42		
Michigan	16	16		
Minnesota	2	2		
New Jersey	17	17		
New Mexico	4	4		
New York	3	3		
Ohio	5	5		
Texas	9	9		
Utah	4	4		
Virginia	2	2		
Hawaii	2	2		
Total	582	582	0	0

W. G. Graham
Finance Officer

cc to: R.B. Cozzens
J.P. McVey : H.M.



Mr. Coggins

RB
Firth
Frayne
red

TELETYPE

Statistics

Rivers, Arizona
Sept. 18, 1945.

Dillon S. Myer
War Relocation Authority
Washington, D.C.

Weekly report on terminal leave and population for week ending September 15, 1945:

Attention: B. R. Stauber, Chief Relocation Planning Division.

A. Net increase in indefinite leave and terminal departures during week	552
1. Terminal departures from center during week	552
a. With relocation Grant	535
b. Without relocation grant	0
c. Other	17
2. Conversions to Terminal Departure	0
3. Admissions from indefinite during week	0
B. Total absences on leave	10,382
1. Net number of persons on indefinite and terminal	10,192
2. Net number of persons on short term	190
C. Population remaining	3,808

Remarks: The 19 persons assigned per your letter of September 4 are accounted for under B. and B.1. above, and under VI.5. and V.3.a. as of this date on WRA-176-Rev.

D. No. of terminal departures during week by type of departure and state of destination:

<u>State of Destination</u>	<u>Total</u>	<u>With Relocation Grant</u>	<u>Without Relocation Grant</u>	<u>Other</u>
Arkansas	7	7		
Arizona	2	2		
California	418	418		
Colorado	22	22		
Idaho	4	4		
Illinois	15	15		
Michigan	9	9		
Minnesota	4	4		
New Mexico	25	8		17
New York	2	2		
Ohio	9	9		
Texas	5	5		
Utah	21	21		
Washington	3	3		
Washington, D.C.	2	2		
Wisconsin	4	4		
Total	552	535	0	17

W. G. Graham
Finance Officer

CC - Mr. Cozzens

~~W. J. Higgins~~
~~Tracy~~
Rivers, Arizona
Sept. 25, 1945.

Statistics

Dillon S. Myer
War Relocation Authority
Washington, D.C.

Attention: B. R. Stauber, Chief, Relocation Planning Division.

Weekly report on terminal leave and population for week ending Sept.
22, 1945:

- A. Net increase in indefinite leave and terminal departures during week -
603.
1. Terminal departures from center during week 603.
 - a. With relocation grant 603.
 - b. Without relocation grant 0.
 - c. Other 0.
 2. Conversions to Terminal departure 0.
 3. Admissions from indefinite during week 0.
- B. Total absences on leave 10,984.
1. Net number of persons on indefinite and terminal 10,795
 2. Net number of persons on short term 189.
- C. Population remaining 3,206

-2-

D. No. of terminal departures/week ^{during} by type of departure and state of destination:

<u>State of Destination</u>	<u>Total</u>	<u>With Relocation Grant</u>	<u>Without Relocation Grant</u>	<u>Other</u>
Arizona	6	6		
California	501	500		1
Colorado	10	10		
Idaho	7	7		
Illinois	25	25		
Michigan	1	1		
Minnesota	9	9		
Montana	2	2		
New Mexico	6	6		
New York	1	1		
Ohio	8	8		
Pennsylvania	2	2		
Utah	16	16		
Washington	2	2		
Wisconsin	7	7		
Total	603	602	0	1

CC-Mr. Cozzens ✓

W.G. Graham
Finance Officer



copy sent

Tracy
file

Rivers, Arizona
Oct. 2, 1945.

Dillon S. Myer
War Relocation Authority
Washington, D.C.

Atten: B.R. Stauber, Chief, Relocation Planning Division.

Sept.

Weekly report on terminal leave and population for week ending 29, 1945:

A. Net increase in indefinite leave and terminal departures during week -
636.

1. Terminal departures from center during week 602.

a. With relocation grant 600.

b. Without relocation grant 0.

c. Other 2.

2. Conversions to Terminal departure 34.

3. Admissions from indefinite during week 0.

B. Total absences on leave 11,683.

1. Net number of persons on indefinite and terminal

11,531
~~11,497~~

2. Net number of persons on short term 152.

C. population remaining 2,508.



/more/



D. No. of te_rminal departures during week by type of departure and
state of destination:

<u>State of Destination</u>	<u>Total</u>	<u>With Relocation Grant</u>	<u>Without Relocation Grant</u>	<u>Other</u>
California	529	528		1
Colorado	19	19		
Hawaii	4	4		
Idaho	1	1		
Illinois	20	20		
Indiana	5	5		
Michigan	4	4		
Minnesota	1	1		
New Jersey	1	1		
New York	6	6		
Pennsylvania	2	1		1
Texas	1	1		
Utah	7	7		
Washington	1	1		
Washington, D.C.	1	1		
Total	602	600		2

CC - Mr. Cozzens



~~Coyne~~

~~Trayne~~
file

Rivers, Arizona
October, 9, 1945

Dillon S. Myer
War Relocation Authority
Washington, D.C.

Atten: B.R. Stauber, Chief, Relocation Planning Division.

Weekly report on terminal leave and population for week ending ^{October} 6, 1945

A. Net increase in indefinite leave and terminal departure during week-
279.

1. Terminal departure from center during week 279.

a. With relocation grant 276.

b. Without relocation grant 0.

c. Other 3.

2. Conversions to Terminal departure 0.

3. Admissions from indefinite during week 0.

B. Total absences on leave 11940.

1. Net number of persons on indefinite and terminal 11810.

2. Net number of persons on short term 130.

C. Population remaining 2254.

/more/

RBC


2-

D. No. of terminal departure during week by type of departure and state of destination:

State of Destination	Total	With Relocation Grant	without Relocation Grant	Other
Arizona	1	1		
California	221	221	218	3
Colorado	12	12		
Illinois	24	24		
Michigan	2	2		
Minnesota	1	1		
Neveda	2	2		
Ohio	6	6		
New York	5	5		
Pennsylvania	2	2		
Utah	3	3		
Total	268 279	268 276		3

CCm- Mr. Cozzens

W.G. Graham
Finance Officer



Crossman ✓

Fitch

Rivers, Arizona
October 15, 1945

Dillon S. Myer
War Relocation Authority
Washington, D.C.

Atten: B. R. Stauber, Chief, Relocation Planning Division

Weekly report on terminal leave and population for week ending October
13, 1945.

A. Net increase in indefinite leave and terminal departures during
week 280.

1. Terminal departures from center during week 280.

a. With relocation grant 276.

b. Without relocation grant 0.

c. Other 4.

2. Conversions to terminal departure 0.

3. Admissions from indefinite during week 0.

B. Total absences on leave 12,123.

1. Net number of persons on indefinite and terminal 11,990.

2. Net number of persons on short term 133.

C. Population remaining 2,072

/more/

2-

D. No. of terminal departure during week by type of departure and state of destination:

State of destination	Total	with Relocation grant	Without Relocation grant	Other
Arizona	3	3		
California	244	240		4
Colorado	6	6		
Illinois	5	5		
Maryland	2	2		
Michigan	2	2		
New Mexico	2	2		
Ohio	8	8		
Utah	8	8		
Total	280	276		4

W.G. Graham
Finance Officer

CC - Mr. Cozzens

Boyer
P. J.
Boyer

Rivers, Arizona
October 22, 1945

Dillon S. Myer
War Relocation Authority
Washington, D.C.

Atten: H.R. Stauber, Chief, Relocation Planning Division

Weekly report on terminal leave and population for week ending October
20, 1945

A. Net increase in indefinite leave and terminal departures during
Week 413.

1. Terminal departures from center during week 413.

a. With relocation grant 412

b. Without relocation grant 0.

c. Other 1.

2. Conversions to terminal departures 0.

3. Admissions from indefinite during week 0.

B. Total absences on leave 12519.

1. Net number of persons on indefinite and terminal 12403

2. Net number of persons on short term. 116.

C. Population remaining 1676.

/more/

2-

D. No. of terminal departure during week by type of departure and
state of destination:

State of destination	Total	with Relocation grant	without Relocation grant	Other
Arizona	23	23		
California	364	363		1
Illinois	19	19		
Missouri	3	3		
Minnesota	1	1		
New York	1	1		
Utah	2	2		
Total	413	412		1

W.C. Graham
Finance officer

CC - Mr. Cozzens
CC - Huse
J.E. McVey 10-22-45

Mr. Croft

File

Rivers, Arizona

October 29, 1945

Dillon S. Myer
War Relocation Authority
Washington, D. C.

Atten: B. R. Stauber, Chief, Relocation Planning Division.

Weekly report on terminal leave and population for week ending October 27, 1945:

A. Net increase in indefinite leave and terminal departures during week 685

1. Terminal departures from center during week 622.

a. With relocation grant 611.

b. Without relocation grant 0.

c. Other 11.

2. Conversions to terminal departure 63.

3. Admissions from indefinite during week 0.

B. Total absences on leave 13,120.

1. Net number of persons on indefinite and terminal 13,088.

2. Net number of persons on short term 32.

C. Population remaining 1074.

/more/

Elmer, Arthur
October 22, 1945

Mr. E. J. Ryan
New York City
Washington, D. C.

Subject: E. J. Ryan, United States of America

Enclosed report on activities for week ending October

27, 1945.

A. This document is classified "Secret" and should be handled accordingly.

Page 1 of 1

1. Summary of activities for week ending October 27, 1945.

a. All activities were completed.

b. No further action required.

c. All matters closed.

d. Summary of activities for week ending October 27, 1945.

e. All matters closed.

f. Summary of activities for week ending October 27, 1945.

g. Summary of activities for week ending October 27, 1945.

h. Summary of activities for week ending October 27, 1945.



D. No. of terminal departures during week by type of departure and state of destination:

<u>State of destination</u>	<u>Total</u>	<u>With Relocation Grant</u>	<u>Without Relocation Grant</u>	<u>Other</u>
Arizona	11	11		
California	535	524		11
Colorado	7	7		
Hawaii	35	35		
Illinois	18	18		
Minnesota	2	2		
Nevada	1	1		
New York	8	8		
Utah	4	4		
Washington	1	1		
Total	622	611		11

W. G. Graham
Finance Officer

CC - Mr. Cozzens, San Francisco.

[Handwritten signatures and initials at the top of the page]
Rivers, Arizona

November 6, 1945

Dillon S. Myer
War Relocation Authority
Washington, D. C.

Atten: B. R. Stauber, Chief, Relocation Planning Division.

Weekly report on terminal leave and population for week ending November 3, 1945:

A. Net increase in indefinite leave and terminal departures during week 617

1. Terminal departures from center during week 605

a. With relocation grant 595.

b. Without relocation grant 10.

c. Other 0.

2. Conversions to terminal departure 12.

3. Admissions from indefinite during week 0.

B. Total absences on leave 13,715.

1. Net number of persons on indefinite and terminal 13,704.

2. Net number of persons on short term 11.

C. Population remaining 479.

/more/



D. No. of terminal departures during week by type of departure and state of destination:

State of Destination	Total	With Relocation Grant	Without Relocation Grant	Other
Arizona	20	20		
California	546	536	10	
Colorado	6	6		
Illinois	15	15		
Missouri	3	3		
New York	3	3		
Pennsylvania	3	3		
Utah	5	5		
Washington	4	4		
Total	605	595	10	

W. G. Graham
Finance Officer

CC - Mr. Cozzens, San Francisco.



COPIES OF THE REPORTS OF THE COMMISSIONERS OF THE LAND OFFICE, 1915.

~~Copy~~

Trayne

Rivers, Arizona
November 13, 1945

Dillon S. Myer
War Relocation Authority
Washington, D.C.

Atten: B. R. Stauber, Chief, Relocation Planning Division.

Weekly report on terminal leave and population for week ending
November 10, 1945.

A. Net increase in indefinite leave and terminal departures during week 485

1. Terminal departures from center during week 473.

a. With relocation grant 440.

b. Without relocation grant 13.

c. Other 20.

2. Conversions to terminal departure 12.

3. Admissions from indefinite during week -1*

B. Total absences on leave 14,189

1. Net number of persons on indefinite and terminal 14,189

2. Net number of persons on short term 0.

C. Population remaining 0.

*Visitor admitted in error 4/3/44.

NOTE: According to WRA-176 Rev. population remaining is 5

but apparently there are errors in this daily report as all persons
are accounted for.

WBC



D. No. of terminal departures during week by type of departure and state of destination:

<u>State of Destination</u>	<u>Total</u>	<u>With Relocation Grant</u>	<u>Without Relocation Grant</u>	<u>Other</u>
Arizona	31	30	1	
California	252	245	6	1
Colorado	9	9		
Hawaii	148	143	5	
Illinois	3	3		
Louisiana	3	3		
Nevada	1	1		
Pennsylvania	1	1		
Texas	19			19
Utah	5	5		
Missing (Tsuruyo Harada)	<u>1</u>	<u> </u>	<u>1</u>	<u> </u>
Total	473	440	13	20

W. G. Graham
Finance Officer

CC - Mr. Cozzens, San Francisco

